11-21 rue Hubble
Parc de la Haute borne
59650 Villeneuve d'Ascq – France
+33 320 746 630
smartcards@microprocess.com

Test Suite Report

Test Suite Name:

NFC Forum Analog Test Suite

Report Date	*2020-10-14T17:35*
Description	*BC45B4523 Demo Board NFC Analog (Poll mode) test report*
Operator	*SGS Taiwan Wireless Lab.*
Manufacturer	*HOLTEK Semiconductor Inc*
Reference	*Antenna Listener 1/3/6*
DUT (Device Under Test) Reference	*BCE-45B4523-001 (BC45B4523 Demo Board)_5 mm*
Test Suite version	*3.2.1.3*
MPManager version	*3.6.4*

11-21 rue Hubble
Parc de la Haute borne
59650 Villeneuve d'Ascq – France
+33 320 746 630
smartcards@microprocss.com

1. Summary Report

Result	Number of tests	Percentage
Passed	438	100 %
Passed with Warning	0	0 %
Failed	0	0 %
Not Applicable	0	0 %
Inconclusive	0	0 %
Unexecuted	0	0 %
TOTAL	**438**	**100 %**

11-21 rue Hubble
Parc de la Haute borne
59650 Villeneuve d'Ascq – France
+33 320 746 630
smartcards@microprossx.com

2. Informations

1. Coupler Informations MP3.12.35.20

Coupler name	Serial number	FPGA version	Firwmare version
TCL2	MP3.12.35.20	43.0	1.29

11-21 rue Hubble
Parc de la Haute borne
59650 Villeneuve d'Ascq – France
+33 320 746 630
smartcards@microprocess.com

3. Results Table

	Name	Description	Result
1	TC_AN20_POL_UND_01.000	This test verifies poller power emission.	PASSED
2	TC_AN20_POL_UND_01.010	This test verifies poller power emission.	PASSED
3	TC_AN20_POL_UND_01.011	This test verifies poller power emission.	PASSED
4	TC_AN20_POL_UND_01.012	This test verifies poller power emission.	PASSED
5	TC_AN20_POL_UND_01.013	This test verifies poller power emission.	PASSED
6	TC_AN20_POL_UND_01.100	This test verifies poller power emission.	PASSED
7	TC_AN20_POL_UND_01.110	This test verifies poller power emission.	PASSED
8	TC_AN20_POL_UND_01.111	This test verifies poller power emission.	PASSED
9	TC_AN20_POL_UND_01.112	This test verifies poller power emission.	PASSED
10	TC_AN20_POL_UND_01.113	This test verifies poller power emission.	PASSED
11	TC_AN20_POL_UND_01.120	This test verifies poller power emission.	PASSED
12	TC_AN20_POL_UND_01.121	This test verifies poller power emission.	PASSED
13	TC_AN20_POL_UND_01.122	This test verifies poller power emission.	PASSED
14	TC_AN20_POL_UND_01.123	This test verifies poller power emission.	PASSED
15	TC_AN20_POL_UND_02.000	This test verifies poller power emission.	PASSED
16	TC_AN20_POL_UND_02.010	This test verifies poller power emission.	PASSED
17	TC_AN20_POL_UND_02.011	This test verifies poller power emission.	PASSED
18	TC_AN20_POL_UND_02.012	This test verifies poller power emission.	PASSED
19	TC_AN20_POL_UND_02.013	This test verifies poller power emission.	PASSED
20	TC_AN20_POL_UND_02.100	This test verifies poller power emission.	PASSED
21	TC_AN20_POL_UND_02.110	This test verifies poller power emission.	PASSED
22	TC_AN20_POL_UND_02.111	This test verifies poller power emission.	PASSED
23	TC_AN20_POL_UND_02.112	This test verifies poller power emission.	PASSED
24	TC_AN20_POL_UND_02.113	This test verifies poller power emission.	PASSED
25	TC_AN20_POL_UND_02.120	This test verifies poller power emission.	PASSED
26	TC_AN20_POL_UND_02.121	This test verifies poller power emission.	PASSED
27	TC_AN20_POL_UND_02.122	This test verifies poller power emission.	PASSED
28	TC_AN20_POL_UND_02.123	This test verifies poller power emission.	PASSED
29	TC_AN20_POL_UND_03.100	This test verifies poller carrier frequency.	PASSED
30	TC_AN20_POL_UND_04.000	This test verifies poller reset characteristics.	PASSED
31	TC_AN20_POL_UND_04.010	This test verifies poller reset characteristics.	PASSED
32	TC_AN20_POL_UND_04.011	This test verifies poller reset characteristics.	PASSED
33	TC_AN20_POL_UND_04.012	This test verifies poller reset characteristics.	PASSED
34	TC_AN20_POL_UND_04.013	This test verifies poller reset characteristics.	PASSED
35	TC_AN20_POL_UND_04.100	This test verifies poller reset characteristics.	PASSED
36	TC_AN20_POL_UND_04.110	This test verifies poller reset characteristics.	PASSED
37	TC_AN20_POL_UND_04.111	This test verifies poller reset characteristics.	PASSED
38	TC_AN20_POL_UND_04.112	This test verifies poller reset characteristics.	PASSED
39	TC_AN20_POL_UND_04.113	This test verifies poller reset characteristics.	PASSED
40	TC_AN20_POL_UND_04.120	This test verifies poller reset characteristics.	PASSED
41	TC_AN20_POL_UND_04.121	This test verifies poller reset characteristics.	PASSED
42	TC_AN20_POL_UND_04.122	This test verifies poller reset characteristics.	PASSED
43	TC_AN20_POL_UND_04.123	This test verifies poller reset characteristics.	PASSED

11-21 rue Hubble
Parc de la Haute borne
59650 Villeneuve d'Ascq – France
+33 320 746 630
smartcards@microprocess.com

	Name	Description	Result
44	TC_AN20_POL_NFCA_01.000 (820 Ω)	This test verifies poller waveform characteristics.	**PASSED**
45	TC_AN20_POL_NFCA_01.010 (820 Ω)	This test verifies poller waveform characteristics.	**PASSED**
46	TC_AN20_POL_NFCA_01.011 (820 Ω)	This test verifies poller waveform characteristics.	**PASSED**
47	TC_AN20_POL_NFCA_01.012 (820 Ω)	This test verifies poller waveform characteristics.	**PASSED**
48	TC_AN20_POL_NFCA_01.013 (820 Ω)	This test verifies poller waveform characteristics.	**PASSED**
49	TC_AN20_POL_NFCA_01.100 (820 Ω)	This test verifies poller waveform characteristics.	**PASSED**
50	TC_AN20_POL_NFCA_01.110 (820 Ω)	This test verifies poller waveform characteristics.	**PASSED**
51	TC_AN20_POL_NFCA_01.111 (820 Ω)	This test verifies poller waveform characteristics.	**PASSED**
52	TC_AN20_POL_NFCA_01.112 (820 Ω)	This test verifies poller waveform characteristics.	**PASSED**
53	TC_AN20_POL_NFCA_01.113 (820 Ω)	This test verifies poller waveform characteristics.	**PASSED**
54	TC_AN20_POL_NFCA_01.120 (820 Ω)	This test verifies poller waveform characteristics.	**PASSED**
55	TC_AN20_POL_NFCA_01.121 (820 Ω)	This test verifies poller waveform characteristics.	**PASSED**
56	TC_AN20_POL_NFCA_01.122 (820 Ω)	This test verifies poller waveform characteristics.	**PASSED**
57	TC_AN20_POL_NFCA_01.123 (820 Ω)	This test verifies poller waveform characteristics.	**PASSED**
58	TC_AN20_POL_NFCA_01.000 (330 Ω)	This test verifies poller waveform characteristics.	**PASSED**
59	TC_AN20_POL_NFCA_01.010 (330 Ω)	This test verifies poller waveform characteristics.	**PASSED**
60	TC_AN20_POL_NFCA_01.011 (330 Ω)	This test verifies poller waveform characteristics.	**PASSED**
61	TC_AN20_POL_NFCA_01.012 (330 Ω)	This test verifies poller waveform characteristics.	**PASSED**
62	TC_AN20_POL_NFCA_01.013 (330 Ω)	This test verifies poller waveform characteristics.	**PASSED**
63	TC_AN20_POL_NFCA_01.100 (330 Ω)	This test verifies poller waveform characteristics.	**PASSED**
64	TC_AN20_POL_NFCA_01.110 (330 Ω)	This test verifies poller waveform characteristics.	**PASSED**
65	TC_AN20_POL_NFCA_01.111 (330 Ω)	This test verifies poller waveform characteristics.	**PASSED**
66	TC_AN20_POL_NFCA_01.112 (330 Ω)	This test verifies poller waveform characteristics.	**PASSED**
67	TC_AN20_POL_NFCA_01.113 (330 Ω)	This test verifies poller waveform characteristics.	**PASSED**
68	TC_AN20_POL_NFCA_01.120 (330 Ω)	This test verifies poller waveform characteristics.	**PASSED**

11-21 rue Hubble
Parc de la Haute borne
59650 Villeneuve d'Ascq – France
+33 320 746 630
smartcards@microprocss.com

	Name	Description	Result
69	TC_AN20_POL_NFCA_01.121 (330 Ω)	This test verifies poller waveform characteristics.	**PASSED**
70	TC_AN20_POL_NFCA_01.122 (330 Ω)	This test verifies poller waveform characteristics.	**PASSED**
71	TC_AN20_POL_NFCA_01.123 (330 Ω)	This test verifies poller waveform characteristics.	**PASSED**
72	TC_AN20_POL_NFCB_01.000 (820 Ω)	This test verifies poller waveform characteristics.	**PASSED**
73	TC_AN20_POL_NFCB_01.010 (820 Ω)	This test verifies poller waveform characteristics.	**PASSED**
74	TC_AN20_POL_NFCB_01.011 (820 Ω)	This test verifies poller waveform characteristics.	**PASSED**
75	TC_AN20_POL_NFCB_01.012 (820 Ω)	This test verifies poller waveform characteristics.	**PASSED**
76	TC_AN20_POL_NFCB_01.013 (820 Ω)	This test verifies poller waveform characteristics.	**PASSED**
77	TC_AN20_POL_NFCB_01.100 (820 Ω)	This test verifies poller waveform characteristics.	**PASSED**
78	TC_AN20_POL_NFCB_01.110 (820 Ω)	This test verifies poller waveform characteristics.	**PASSED**
79	TC_AN20_POL_NFCB_01.111 (820 Ω)	This test verifies poller waveform characteristics.	**PASSED**
80	TC_AN20_POL_NFCB_01.112 (820 Ω)	This test verifies poller waveform characteristics.	**PASSED**
81	TC_AN20_POL_NFCB_01.113 (820 Ω)	This test verifies poller waveform characteristics.	**PASSED**
82	TC_AN20_POL_NFCB_01.120 (820 Ω)	This test verifies poller waveform characteristics.	**PASSED**
83	TC_AN20_POL_NFCB_01.121 (820 Ω)	This test verifies poller waveform characteristics.	**PASSED**
84	TC_AN20_POL_NFCB_01.122 (820 Ω)	This test verifies poller waveform characteristics.	**PASSED**
85	TC_AN20_POL_NFCB_01.123 (820 Ω)	This test verifies poller waveform characteristics.	**PASSED**
86	TC_AN20_POL_NFCB_01.000 (330 Ω)	This test verifies poller waveform characteristics.	**PASSED**
87	TC_AN20_POL_NFCB_01.010 (330 Ω)	This test verifies poller waveform characteristics.	**PASSED**
88	TC_AN20_POL_NFCB_01.011 (330 Ω)	This test verifies poller waveform characteristics.	**PASSED**
89	TC_AN20_POL_NFCB_01.012 (330 Ω)	This test verifies poller waveform characteristics.	**PASSED**
90	TC_AN20_POL_NFCB_01.013 (330 Ω)	This test verifies poller waveform characteristics.	**PASSED**
91	TC_AN20_POL_NFCB_01.100 (330 Ω)	This test verifies poller waveform characteristics.	**PASSED**
92	TC_AN20_POL_NFCB_01.110 (330 Ω)	This test verifies poller waveform characteristics.	**PASSED**
93	TC_AN20_POL_NFCB_01.111 (330 Ω)	This test verifies poller waveform characteristics.	**PASSED**

11-21 rue Hubble
Parc de la Haute borne
59650 Villeneuve d'Ascq – France
+33 320 746 630
smartcards@microprocess.com

	Name	Description	Result
94	TC_AN20_POL_NFCB_01.112 (330 Ω)	This test verifies poller waveform characteristics.	**PASSED**
95	TC_AN20_POL_NFCB_01.113 (330 Ω)	This test verifies poller waveform characteristics.	**PASSED**
96	TC_AN20_POL_NFCB_01.120 (330 Ω)	This test verifies poller waveform characteristics.	**PASSED**
97	TC_AN20_POL_NFCB_01.121 (330 Ω)	This test verifies poller waveform characteristics.	**PASSED**
98	TC_AN20_POL_NFCB_01.122 (330 Ω)	This test verifies poller waveform characteristics.	**PASSED**
99	TC_AN20_POL_NFCB_01.123 (330 Ω)	This test verifies poller waveform characteristics.	**PASSED**
100	TC_AN20_POL_NFCA_02.000 (Minimum Vs,ov)	This test verifies load modulation amplitude reception test. It is needed to have all position of the PowerTransferMeasurement (TC_AN20_POL_UND_01) with the result PASS. And then process the Load Modulation Setup	**PASSED**
101	TC_AN20_POL_NFCA_02.010 (Minimum Vs,ov)	This test verifies load modulation amplitude reception test. It is needed to have all position of the PowerTransferMeasurement (TC_AN20_POL_UND_01) with the result PASS. And then process the Load Modulation Setup	**PASSED**
102	TC_AN20_POL_NFCA_02.011 (Minimum Vs,ov)	This test verifies load modulation amplitude reception test. It is needed to have all position of the PowerTransferMeasurement (TC_AN20_POL_UND_01) with the result PASS. And then process the Load Modulation Setup	**PASSED**
103	TC_AN20_POL_NFCA_02.012 (Minimum Vs,ov)	This test verifies load modulation amplitude reception test. It is needed to have all position of the PowerTransferMeasurement (TC_AN20_POL_UND_01) with the result PASS. And then process the Load Modulation Setup	**PASSED**
104	TC_AN20_POL_NFCA_02.013 (Minimum Vs,ov)	This test verifies load modulation amplitude reception test. It is needed to have all position of the PowerTransferMeasurement (TC_AN20_POL_UND_01) with the result PASS. And then process the Load Modulation Setup	**PASSED**
105	TC_AN20_POL_NFCA_02.100 (Minimum Vs,ov)	This test verifies load modulation amplitude reception test. It is needed to have all position of the PowerTransferMeasurement (TC_AN20_POL_UND_01) with the result PASS. And then process the Load Modulation Setup	**PASSED**
106	TC_AN20_POL_NFCA_02.110 (Minimum Vs,ov)	This test verifies load modulation amplitude reception test. It is needed to have all position of the PowerTransferMeasurement (TC_AN20_POL_UND_01) with the result PASS. And then process the Load Modulation Setup	**PASSED**

11-21 rue Hubble
Parc de la Haute borne
59650 Villeneuve d'Ascq – France
+33 320 746 630
smartcards@microprocess.com

	Name	Description	Result
107	TC_AN20_POL_NFCA_02.111 (Minimum Vs,ov)	This test verifies load modulation amplitude reception test. It is needed to have all position of the PowerTransferMeasurement (TC_AN20_POL_UND_01) with the result PASS. And then process the Load Modulation Setup	**PASSED**
108	TC_AN20_POL_NFCA_02.112 (Minimum Vs,ov)	This test verifies load modulation amplitude reception test. It is needed to have all position of the PowerTransferMeasurement (TC_AN20_POL_UND_01) with the result PASS. And then process the Load Modulation Setup	**PASSED**
109	TC_AN20_POL_NFCA_02.113 (Minimum Vs,ov)	This test verifies load modulation amplitude reception test. It is needed to have all position of the PowerTransferMeasurement (TC_AN20_POL_UND_01) with the result PASS. And then process the Load Modulation Setup	**PASSED**
110	TC_AN20_POL_NFCA_02.120 (Minimum Vs,ov)	This test verifies load modulation amplitude reception test. It is needed to have all position of the PowerTransferMeasurement (TC_AN20_POL_UND_01) with the result PASS. And then process the Load Modulation Setup	**PASSED**
111	TC_AN20_POL_NFCA_02.121 (Minimum Vs,ov)	This test verifies load modulation amplitude reception test. It is needed to have all position of the PowerTransferMeasurement (TC_AN20_POL_UND_01) with the result PASS. And then process the Load Modulation Setup	**PASSED**
112	TC_AN20_POL_NFCA_02.122 (Minimum Vs,ov)	This test verifies load modulation amplitude reception test. It is needed to have all position of the PowerTransferMeasurement (TC_AN20_POL_UND_01) with the result PASS. And then process the Load Modulation Setup	**PASSED**
113	TC_AN20_POL_NFCA_02.123 (Minimum Vs,ov)	This test verifies load modulation amplitude reception test. It is needed to have all position of the PowerTransferMeasurement (TC_AN20_POL_UND_01) with the result PASS. And then process the Load Modulation Setup	**PASSED**
114	TC_AN20_POL_NFCA_02.000 (Maximum Vs,ov)	This test verifies load modulation amplitude reception test. It is needed to have all position of the PowerTransferMeasurement (TC_AN20_POL_UND_01) with the result PASS. And then process the Load Modulation Setup	**PASSED**
115	TC_AN20_POL_NFCA_02.010 (Maximum Vs,ov)	This test verifies load modulation amplitude reception test. It is needed to have all position of the PowerTransferMeasurement (TC_AN20_POL_UND_01) with the result PASS. And then process the Load Modulation Setup	**PASSED**
116	TC_AN20_POL_NFCA_02.011 (Maximum Vs,ov)	This test verifies load modulation amplitude reception test. It is needed to have all position of the PowerTransferMeasurement (TC_AN20_POL_UND_01) with the result PASS. And then process the Load Modulation Setup	**PASSED**

11-21 rue Hubble
Parc de la Haute borne
59650 Villeneuve d'Ascq – France
+33 320 746 630
smartcards@microprocess.com

	Name	Description	Result
117	TC_AN20_POL_NFCA_02.012 (Maximum Vs,ov)	This test verifies load modulation amplitude reception test. It is needed to have all position of the PowerTransferMeasurement (TC_AN20_POL_UND_01) with the result PASS. And then process the Load Modulation Setup	**PASSED**
118	TC_AN20_POL_NFCA_02.013 (Maximum Vs,ov)	This test verifies load modulation amplitude reception test. It is needed to have all position of the PowerTransferMeasurement (TC_AN20_POL_UND_01) with the result PASS. And then process the Load Modulation Setup	**PASSED**
119	TC_AN20_POL_NFCA_02.100 (Maximum Vs,ov)	This test verifies load modulation amplitude reception test. It is needed to have all position of the PowerTransferMeasurement (TC_AN20_POL_UND_01) with the result PASS. And then process the Load Modulation Setup	**PASSED**
120	TC_AN20_POL_NFCA_02.110 (Maximum Vs,ov)	This test verifies load modulation amplitude reception test. It is needed to have all position of the PowerTransferMeasurement (TC_AN20_POL_UND_01) with the result PASS. And then process the Load Modulation Setup	**PASSED**
121	TC_AN20_POL_NFCA_02.111 (Maximum Vs,ov)	This test verifies load modulation amplitude reception test. It is needed to have all position of the PowerTransferMeasurement (TC_AN20_POL_UND_01) with the result PASS. And then process the Load Modulation Setup	**PASSED**
122	TC_AN20_POL_NFCA_02.112 (Maximum Vs,ov)	This test verifies load modulation amplitude reception test. It is needed to have all position of the PowerTransferMeasurement (TC_AN20_POL_UND_01) with the result PASS. And then process the Load Modulation Setup	**PASSED**
123	TC_AN20_POL_NFCA_02.113 (Maximum Vs,ov)	This test verifies load modulation amplitude reception test. It is needed to have all position of the PowerTransferMeasurement (TC_AN20_POL_UND_01) with the result PASS. And then process the Load Modulation Setup	**PASSED**
124	TC_AN20_POL_NFCA_02.120 (Maximum Vs,ov)	This test verifies load modulation amplitude reception test. It is needed to have all position of the PowerTransferMeasurement (TC_AN20_POL_UND_01) with the result PASS. And then process the Load Modulation Setup	**PASSED**
125	TC_AN20_POL_NFCA_02.121 (Maximum Vs,ov)	This test verifies load modulation amplitude reception test. It is needed to have all position of the PowerTransferMeasurement (TC_AN20_POL_UND_01) with the result PASS. And then process the Load Modulation Setup	**PASSED**
126	TC_AN20_POL_NFCA_02.122 (Maximum Vs,ov)	This test verifies load modulation amplitude reception test. It is needed to have all position of the PowerTransferMeasurement (TC_AN20_POL_UND_01) with the result PASS. And then process the Load Modulation Setup	**PASSED**

11-21 rue Hubble
Parc de la Haute borne
59650 Villeneuve d'Ascq – France
+33 320 746 630
smartcards@microprocess.com

	Name	Description	Result
127	TC_AN20_POL_NFCA_02.123 (Maximum Vs,ov)	This test verifies load modulation amplitude reception test. It is needed to have all position of the PowerTransferMeasurement (TC_AN20_POL_UND_01) with the result PASS. And then process the Load Modulation Setup	**PASSED**
128	TC_AN20_POL_NFCB_02.000 (Minimum Vs,ov)	This test verifies load modulation amplitude reception test. It is needed to have all position of the PowerTransferMeasurement (TC_AN20_POL_UND_01) with the result PASS. And then process the Load Modulation Setup	**PASSED**
129	TC_AN20_POL_NFCB_02.010 (Minimum Vs,ov)	This test verifies load modulation amplitude reception test. It is needed to have all position of the PowerTransferMeasurement (TC_AN20_POL_UND_01) with the result PASS. And then process the Load Modulation Setup	**PASSED**
130	TC_AN20_POL_NFCB_02.011 (Minimum Vs,ov)	This test verifies load modulation amplitude reception test. It is needed to have all position of the PowerTransferMeasurement (TC_AN20_POL_UND_01) with the result PASS. And then process the Load Modulation Setup	**PASSED**
131	TC_AN20_POL_NFCB_02.012 (Minimum Vs,ov)	This test verifies load modulation amplitude reception test. It is needed to have all position of the PowerTransferMeasurement (TC_AN20_POL_UND_01) with the result PASS. And then process the Load Modulation Setup	**PASSED**
132	TC_AN20_POL_NFCB_02.013 (Minimum Vs,ov)	This test verifies load modulation amplitude reception test. It is needed to have all position of the PowerTransferMeasurement (TC_AN20_POL_UND_01) with the result PASS. And then process the Load Modulation Setup	**PASSED**
133	TC_AN20_POL_NFCB_02.100 (Minimum Vs,ov)	This test verifies load modulation amplitude reception test. It is needed to have all position of the PowerTransferMeasurement (TC_AN20_POL_UND_01) with the result PASS. And then process the Load Modulation Setup	**PASSED**
134	TC_AN20_POL_NFCB_02.110 (Minimum Vs,ov)	This test verifies load modulation amplitude reception test. It is needed to have all position of the PowerTransferMeasurement (TC_AN20_POL_UND_01) with the result PASS. And then process the Load Modulation Setup	**PASSED**
135	TC_AN20_POL_NFCB_02.111 (Minimum Vs,ov)	This test verifies load modulation amplitude reception test. It is needed to have all position of the PowerTransferMeasurement (TC_AN20_POL_UND_01) with the result PASS. And then process the Load Modulation Setup	**PASSED**
136	TC_AN20_POL_NFCB_02.112 (Minimum Vs,ov)	This test verifies load modulation amplitude reception test. It is needed to have all position of the PowerTransferMeasurement (TC_AN20_POL_UND_01) with the result PASS. And then process the Load Modulation Setup	**PASSED**

11-21 rue Hubble
Parc de la Haute borne
59650 Villeneuve d'Ascq – France
+33 320 746 630
smartcards@microprocess.com

	Name	Description	Result
137	TC_AN20_POL_NFCB_02.113 (Minimum Vs,ov)	This test verifies load modulation amplitude reception test. It is needed to have all position of the PowerTransferMeasurement (TC_AN20_POL_UND_01) with the result PASS. And then process the Load Modulation Setup	**PASSED**
138	TC_AN20_POL_NFCB_02.120 (Minimum Vs,ov)	This test verifies load modulation amplitude reception test. It is needed to have all position of the PowerTransferMeasurement (TC_AN20_POL_UND_01) with the result PASS. And then process the Load Modulation Setup	**PASSED**
139	TC_AN20_POL_NFCB_02.121 (Minimum Vs,ov)	This test verifies load modulation amplitude reception test. It is needed to have all position of the PowerTransferMeasurement (TC_AN20_POL_UND_01) with the result PASS. And then process the Load Modulation Setup	**PASSED**
140	TC_AN20_POL_NFCB_02.122 (Minimum Vs,ov)	This test verifies load modulation amplitude reception test. It is needed to have all position of the PowerTransferMeasurement (TC_AN20_POL_UND_01) with the result PASS. And then process the Load Modulation Setup	**PASSED**
141	TC_AN20_POL_NFCB_02.123 (Minimum Vs,ov)	This test verifies load modulation amplitude reception test. It is needed to have all position of the PowerTransferMeasurement (TC_AN20_POL_UND_01) with the result PASS. And then process the Load Modulation Setup	**PASSED**
142	TC_AN20_POL_NFCB_02.000 (Maximum Vs,ov)	This test verifies load modulation amplitude reception test. It is needed to have all position of the PowerTransferMeasurement (TC_AN20_POL_UND_01) with the result PASS. And then process the Load Modulation Setup	**PASSED**
143	TC_AN20_POL_NFCB_02.010 (Maximum Vs,ov)	This test verifies load modulation amplitude reception test. It is needed to have all position of the PowerTransferMeasurement (TC_AN20_POL_UND_01) with the result PASS. And then process the Load Modulation Setup	**PASSED**
144	TC_AN20_POL_NFCB_02.011 (Maximum Vs,ov)	This test verifies load modulation amplitude reception test. It is needed to have all position of the PowerTransferMeasurement (TC_AN20_POL_UND_01) with the result PASS. And then process the Load Modulation Setup	**PASSED**
145	TC_AN20_POL_NFCB_02.012 (Maximum Vs,ov)	This test verifies load modulation amplitude reception test. It is needed to have all position of the PowerTransferMeasurement (TC_AN20_POL_UND_01) with the result PASS. And then process the Load Modulation Setup	**PASSED**
146	TC_AN20_POL_NFCB_02.013 (Maximum Vs,ov)	This test verifies load modulation amplitude reception test. It is needed to have all position of the PowerTransferMeasurement (TC_AN20_POL_UND_01) with the result PASS. And then process the Load Modulation Setup	**PASSED**

11-21 rue Hubble
Parc de la Haute borne
59650 Villeneuve d'Ascq – France
+33 320 746 630
smartcards@microprocess.com

	Name	Description	Result
147	TC_AN20_POL_NFCB_02.100 (Maximum Vs,ov)	This test verifies load modulation amplitude reception test. It is needed to have all position of the PowerTransferMeasurement (TC_AN20_POL_UND_01) with the result PASS. And then process the Load Modulation Setup	**PASSED**
148	TC_AN20_POL_NFCB_02.110 (Maximum Vs,ov)	This test verifies load modulation amplitude reception test. It is needed to have all position of the PowerTransferMeasurement (TC_AN20_POL_UND_01) with the result PASS. And then process the Load Modulation Setup	**PASSED**
149	TC_AN20_POL_NFCB_02.111 (Maximum Vs,ov)	This test verifies load modulation amplitude reception test. It is needed to have all position of the PowerTransferMeasurement (TC_AN20_POL_UND_01) with the result PASS. And then process the Load Modulation Setup	**PASSED**
150	TC_AN20_POL_NFCB_02.112 (Maximum Vs,ov)	This test verifies load modulation amplitude reception test. It is needed to have all position of the PowerTransferMeasurement (TC_AN20_POL_UND_01) with the result PASS. And then process the Load Modulation Setup	**PASSED**
151	TC_AN20_POL_NFCB_02.113 (Maximum Vs,ov)	This test verifies load modulation amplitude reception test. It is needed to have all position of the PowerTransferMeasurement (TC_AN20_POL_UND_01) with the result PASS. And then process the Load Modulation Setup	**PASSED**
152	TC_AN20_POL_NFCB_02.120 (Maximum Vs,ov)	This test verifies load modulation amplitude reception test. It is needed to have all position of the PowerTransferMeasurement (TC_AN20_POL_UND_01) with the result PASS. And then process the Load Modulation Setup	**PASSED**
153	TC_AN20_POL_NFCB_02.121 (Maximum Vs,ov)	This test verifies load modulation amplitude reception test. It is needed to have all position of the PowerTransferMeasurement (TC_AN20_POL_UND_01) with the result PASS. And then process the Load Modulation Setup	**PASSED**
154	TC_AN20_POL_NFCB_02.122 (Maximum Vs,ov)	This test verifies load modulation amplitude reception test. It is needed to have all position of the PowerTransferMeasurement (TC_AN20_POL_UND_01) with the result PASS. And then process the Load Modulation Setup	**PASSED**
155	TC_AN20_POL_NFCB_02.123 (Maximum Vs,ov)	This test verifies load modulation amplitude reception test. It is needed to have all position of the PowerTransferMeasurement (TC_AN20_POL_UND_01) with the result PASS. And then process the Load Modulation Setup	**PASSED**
156	TC_AN20_POL_UND_01.000	This test verifies poller power emission.	**PASSED**
157	TC_AN20_POL_UND_01.010	This test verifies poller power emission.	**PASSED**
158	TC_AN20_POL_UND_01.011	This test verifies poller power emission.	**PASSED**
159	TC_AN20_POL_UND_01.012	This test verifies poller power emission.	**PASSED**
160	TC_AN20_POL_UND_01.013	This test verifies poller power emission.	**PASSED**

11-21 rue Hubble
Parc de la Haute borne
59650 Villeneuve d'Ascq – France
+33 320 746 630
smartcards@microprocess.com

	Name	Description	Result
161	TC_AN20_POL_UND_01.100	This test verifies poller power emission.	**PASSED**
162	TC_AN20_POL_UND_01.110	This test verifies poller power emission.	**PASSED**
163	TC_AN20_POL_UND_01.111	This test verifies poller power emission.	**PASSED**
164	TC_AN20_POL_UND_01.112	This test verifies poller power emission.	**PASSED**
165	TC_AN20_POL_UND_01.113	This test verifies poller power emission.	**PASSED**
166	TC_AN20_POL_UND_01.120	This test verifies poller power emission.	**PASSED**
167	TC_AN20_POL_UND_01.121	This test verifies poller power emission.	**PASSED**
168	TC_AN20_POL_UND_01.122	This test verifies poller power emission.	**PASSED**
169	TC_AN20_POL_UND_01.123	This test verifies poller power emission.	**PASSED**
170	TC_AN20_POL_UND_02.000	This test verifies poller power emission.	**PASSED**
171	TC_AN20_POL_UND_02.010	This test verifies poller power emission.	**PASSED**
172	TC_AN20_POL_UND_02.011	This test verifies poller power emission.	**PASSED**
173	TC_AN20_POL_UND_02.012	This test verifies poller power emission.	**PASSED**
174	TC_AN20_POL_UND_02.013	This test verifies poller power emission.	**PASSED**
175	TC_AN20_POL_UND_02.100	This test verifies poller power emission.	**PASSED**
176	TC_AN20_POL_UND_02.110	This test verifies poller power emission.	**PASSED**
177	TC_AN20_POL_UND_02.111	This test verifies poller power emission.	**PASSED**
178	TC_AN20_POL_UND_02.112	This test verifies poller power emission.	**PASSED**
179	TC_AN20_POL_UND_02.113	This test verifies poller power emission.	**PASSED**
180	TC_AN20_POL_UND_02.120	This test verifies poller power emission.	**PASSED**
181	TC_AN20_POL_UND_02.121	This test verifies poller power emission.	**PASSED**
182	TC_AN20_POL_UND_02.122	This test verifies poller power emission.	**PASSED**
183	TC_AN20_POL_UND_02.123	This test verifies poller power emission.	**PASSED**
184	TC_AN20_POL_NFCA_01.000 (820 Ω)	This test verifies poller waveform characteristics.	**PASSED**
185	TC_AN20_POL_NFCA_01.010 (820 Ω)	This test verifies poller waveform characteristics.	**PASSED**
186	TC_AN20_POL_NFCA_01.011 (820 Ω)	This test verifies poller waveform characteristics.	**PASSED**
187	TC_AN20_POL_NFCA_01.012 (820 Ω)	This test verifies poller waveform characteristics.	**PASSED**
188	TC_AN20_POL_NFCA_01.013 (820 Ω)	This test verifies poller waveform characteristics.	**PASSED**
189	TC_AN20_POL_NFCA_01.100 (820 Ω)	This test verifies poller waveform characteristics.	**PASSED**
190	TC_AN20_POL_NFCA_01.110 (820 Ω)	This test verifies poller waveform characteristics.	**PASSED**
191	TC_AN20_POL_NFCA_01.111 (820 Ω)	This test verifies poller waveform characteristics.	**PASSED**
192	TC_AN20_POL_NFCA_01.112 (820 Ω)	This test verifies poller waveform characteristics.	**PASSED**
193	TC_AN20_POL_NFCA_01.113 (820 Ω)	This test verifies poller waveform characteristics.	**PASSED**
194	TC_AN20_POL_NFCA_01.120 (820 Ω)	This test verifies poller waveform characteristics.	**PASSED**
195	TC_AN20_POL_NFCA_01.121 (820 Ω)	This test verifies poller waveform characteristics.	**PASSED**
196	TC_AN20_POL_NFCA_01.122 (820 Ω)	This test verifies poller waveform characteristics.	**PASSED**

11-21 rue Hubble
Parc de la Haute borne
59650 Villeneuve d'Ascq – France
+33 320 746 630
smartcards@microprocess.com

	Name	Description	Result
197	TC_AN20_POL_NFCA_01.123 (820 Ω)	This test verifies poller waveform characteristics.	**PASSED**
198	TC_AN20_POL_NFCA_01.000 (330 Ω)	This test verifies poller waveform characteristics.	**PASSED**
199	TC_AN20_POL_NFCA_01.010 (330 Ω)	This test verifies poller waveform characteristics.	**PASSED**
200	TC_AN20_POL_NFCA_01.011 (330 Ω)	This test verifies poller waveform characteristics.	**PASSED**
201	TC_AN20_POL_NFCA_01.012 (330 Ω)	This test verifies poller waveform characteristics.	**PASSED**
202	TC_AN20_POL_NFCA_01.013 (330 Ω)	This test verifies poller waveform characteristics.	**PASSED**
203	TC_AN20_POL_NFCA_01.100 (330 Ω)	This test verifies poller waveform characteristics.	**PASSED**
204	TC_AN20_POL_NFCA_01.110 (330 Ω)	This test verifies poller waveform characteristics.	**PASSED**
205	TC_AN20_POL_NFCA_01.111 (330 Ω)	This test verifies poller waveform characteristics.	**PASSED**
206	TC_AN20_POL_NFCA_01.112 (330 Ω)	This test verifies poller waveform characteristics.	**PASSED**
207	TC_AN20_POL_NFCA_01.113 (330 Ω)	This test verifies poller waveform characteristics.	**PASSED**
208	TC_AN20_POL_NFCA_01.120 (330 Ω)	This test verifies poller waveform characteristics.	**PASSED**
209	TC_AN20_POL_NFCA_01.121 (330 Ω)	This test verifies poller waveform characteristics.	**PASSED**
210	TC_AN20_POL_NFCA_01.122 (330 Ω)	This test verifies poller waveform characteristics.	**PASSED**
211	TC_AN20_POL_NFCA_01.123 (330 Ω)	This test verifies poller waveform characteristics.	**PASSED**
212	TC_AN20_POL_NFCB_01.000 (820 Ω)	This test verifies poller waveform characteristics.	**PASSED**
213	TC_AN20_POL_NFCB_01.010 (820 Ω)	This test verifies poller waveform characteristics.	**PASSED**
214	TC_AN20_POL_NFCB_01.011 (820 Ω)	This test verifies poller waveform characteristics.	**PASSED**
215	TC_AN20_POL_NFCB_01.012 (820 Ω)	This test verifies poller waveform characteristics.	**PASSED**
216	TC_AN20_POL_NFCB_01.013 (820 Ω)	This test verifies poller waveform characteristics.	**PASSED**
217	TC_AN20_POL_NFCB_01.100 (820 Ω)	This test verifies poller waveform characteristics.	**PASSED**
218	TC_AN20_POL_NFCB_01.110 (820 Ω)	This test verifies poller waveform characteristics.	**PASSED**
219	TC_AN20_POL_NFCB_01.111 (820 Ω)	This test verifies poller waveform characteristics.	**PASSED**
220	TC_AN20_POL_NFCB_01.112 (820 Ω)	This test verifies poller waveform characteristics.	**PASSED**
221	TC_AN20_POL_NFCB_01.113 (820 Ω)	This test verifies poller waveform characteristics.	**PASSED**

11-21 rue Hubble
Parc de la Haute borne
59650 Villeneuve d'Ascq – France
+33 320 746 630
smartcards@microprocss.com

	Name	Description	Result
222	TC_AN20_POL_NFCB_01.120 (820 Ω)	This test verifies poller waveform characteristics.	**PASSED**
223	TC_AN20_POL_NFCB_01.121 (820 Ω)	This test verifies poller waveform characteristics.	**PASSED**
224	TC_AN20_POL_NFCB_01.122 (820 Ω)	This test verifies poller waveform characteristics.	**PASSED**
225	TC_AN20_POL_NFCB_01.123 (820 Ω)	This test verifies poller waveform characteristics.	**PASSED**
226	TC_AN20_POL_NFCB_01.000 (330 Ω)	This test verifies poller waveform characteristics.	**PASSED**
227	TC_AN20_POL_NFCB_01.010 (330 Ω)	This test verifies poller waveform characteristics.	**PASSED**
228	TC_AN20_POL_NFCB_01.011 (330 Ω)	This test verifies poller waveform characteristics.	**PASSED**
229	TC_AN20_POL_NFCB_01.012 (330 Ω)	This test verifies poller waveform characteristics.	**PASSED**
230	TC_AN20_POL_NFCB_01.013 (330 Ω)	This test verifies poller waveform characteristics.	**PASSED**
231	TC_AN20_POL_NFCB_01.100 (330 Ω)	This test verifies poller waveform characteristics.	**PASSED**
232	TC_AN20_POL_NFCB_01.110 (330 Ω)	This test verifies poller waveform characteristics.	**PASSED**
233	TC_AN20_POL_NFCB_01.111 (330 Ω)	This test verifies poller waveform characteristics.	**PASSED**
234	TC_AN20_POL_NFCB_01.112 (330 Ω)	This test verifies poller waveform characteristics.	**PASSED**
235	TC_AN20_POL_NFCB_01.113 (330 Ω)	This test verifies poller waveform characteristics.	**PASSED**
236	TC_AN20_POL_NFCB_01.120 (330 Ω)	This test verifies poller waveform characteristics.	**PASSED**
237	TC_AN20_POL_NFCB_01.121 (330 Ω)	This test verifies poller waveform characteristics.	**PASSED**
238	TC_AN20_POL_NFCB_01.122 (330 Ω)	This test verifies poller waveform characteristics.	**PASSED**
239	TC_AN20_POL_NFCB_01.123 (330 Ω)	This test verifies poller waveform characteristics.	**PASSED**
240	TC_AN20_POL_NFCA_02.000 (Minimum Vs,ov)	This test verifies load modulation amplitude reception test. It is needed to have all position of the PowerTransferMeasurement (TC_AN20_POL_UND_01) with the result PASS. And then process the Load Modulation Setup	**PASSED**
241	TC_AN20_POL_NFCA_02.010 (Minimum Vs,ov)	This test verifies load modulation amplitude reception test. It is needed to have all position of the PowerTransferMeasurement (TC_AN20_POL_UND_01) with the result PASS. And then process the Load Modulation Setup	**PASSED**

11-21 rue Hubble
Parc de la Haute borne
59650 Villeneuve d'Ascq – France
+33 320 746 630
smartcards@microprocess.com

	Name	Description	Result
242	TC_AN20_POL_NFCA_02.011 (Minimum Vs,ov)	This test verifies load modulation amplitude reception test. It is needed to have all position of the PowerTransferMeasurement (TC_AN20_POL_UND_01) with the result PASS. And then process the Load Modulation Setup	**PASSED**
243	TC_AN20_POL_NFCA_02.012 (Minimum Vs,ov)	This test verifies load modulation amplitude reception test. It is needed to have all position of the PowerTransferMeasurement (TC_AN20_POL_UND_01) with the result PASS. And then process the Load Modulation Setup	**PASSED**
244	TC_AN20_POL_NFCA_02.013 (Minimum Vs,ov)	This test verifies load modulation amplitude reception test. It is needed to have all position of the PowerTransferMeasurement (TC_AN20_POL_UND_01) with the result PASS. And then process the Load Modulation Setup	**PASSED**
245	TC_AN20_POL_NFCA_02.100 (Minimum Vs,ov)	This test verifies load modulation amplitude reception test. It is needed to have all position of the PowerTransferMeasurement (TC_AN20_POL_UND_01) with the result PASS. And then process the Load Modulation Setup	**PASSED**
246	TC_AN20_POL_NFCA_02.110 (Minimum Vs,ov)	This test verifies load modulation amplitude reception test. It is needed to have all position of the PowerTransferMeasurement (TC_AN20_POL_UND_01) with the result PASS. And then process the Load Modulation Setup	**PASSED**
247	TC_AN20_POL_NFCA_02.111 (Minimum Vs,ov)	This test verifies load modulation amplitude reception test. It is needed to have all position of the PowerTransferMeasurement (TC_AN20_POL_UND_01) with the result PASS. And then process the Load Modulation Setup	**PASSED**
248	TC_AN20_POL_NFCA_02.112 (Minimum Vs,ov)	This test verifies load modulation amplitude reception test. It is needed to have all position of the PowerTransferMeasurement (TC_AN20_POL_UND_01) with the result PASS. And then process the Load Modulation Setup	**PASSED**
249	TC_AN20_POL_NFCA_02.113 (Minimum Vs,ov)	This test verifies load modulation amplitude reception test. It is needed to have all position of the PowerTransferMeasurement (TC_AN20_POL_UND_01) with the result PASS. And then process the Load Modulation Setup	**PASSED**
250	TC_AN20_POL_NFCA_02.120 (Minimum Vs,ov)	This test verifies load modulation amplitude reception test. It is needed to have all position of the PowerTransferMeasurement (TC_AN20_POL_UND_01) with the result PASS. And then process the Load Modulation Setup	**PASSED**
251	TC_AN20_POL_NFCA_02.121 (Minimum Vs,ov)	This test verifies load modulation amplitude reception test. It is needed to have all position of the PowerTransferMeasurement (TC_AN20_POL_UND_01) with the result PASS. And then process the Load Modulation Setup	**PASSED**

11-21 rue Hubble
Parc de la Haute borne
59650 Villeneuve d'Ascq – France
+33 320 746 630
smartcards@microprocess.com

	Name	Description	Result
252	TC_AN20_POL_NFCA_02.122 (Minimum Vs,ov)	This test verifies load modulation amplitude reception test. It is needed to have all position of the PowerTransferMeasurement (TC_AN20_POL_UND_01) with the result PASS. And then process the Load Modulation Setup	**PASSED**
253	TC_AN20_POL_NFCA_02.123 (Minimum Vs,ov)	This test verifies load modulation amplitude reception test. It is needed to have all position of the PowerTransferMeasurement (TC_AN20_POL_UND_01) with the result PASS. And then process the Load Modulation Setup	**PASSED**
254	TC_AN20_POL_NFCA_02.000 (Maximum Vs,ov)	This test verifies load modulation amplitude reception test. It is needed to have all position of the PowerTransferMeasurement (TC_AN20_POL_UND_01) with the result PASS. And then process the Load Modulation Setup	**PASSED**
255	TC_AN20_POL_NFCA_02.010 (Maximum Vs,ov)	This test verifies load modulation amplitude reception test. It is needed to have all position of the PowerTransferMeasurement (TC_AN20_POL_UND_01) with the result PASS. And then process the Load Modulation Setup	**PASSED**
256	TC_AN20_POL_NFCA_02.011 (Maximum Vs,ov)	This test verifies load modulation amplitude reception test. It is needed to have all position of the PowerTransferMeasurement (TC_AN20_POL_UND_01) with the result PASS. And then process the Load Modulation Setup	**PASSED**
257	TC_AN20_POL_NFCA_02.012 (Maximum Vs,ov)	This test verifies load modulation amplitude reception test. It is needed to have all position of the PowerTransferMeasurement (TC_AN20_POL_UND_01) with the result PASS. And then process the Load Modulation Setup	**PASSED**
258	TC_AN20_POL_NFCA_02.013 (Maximum Vs,ov)	This test verifies load modulation amplitude reception test. It is needed to have all position of the PowerTransferMeasurement (TC_AN20_POL_UND_01) with the result PASS. And then process the Load Modulation Setup	**PASSED**
259	TC_AN20_POL_NFCA_02.100 (Maximum Vs,ov)	This test verifies load modulation amplitude reception test. It is needed to have all position of the PowerTransferMeasurement (TC_AN20_POL_UND_01) with the result PASS. And then process the Load Modulation Setup	**PASSED**
260	TC_AN20_POL_NFCA_02.110 (Maximum Vs,ov)	This test verifies load modulation amplitude reception test. It is needed to have all position of the PowerTransferMeasurement (TC_AN20_POL_UND_01) with the result PASS. And then process the Load Modulation Setup	**PASSED**
261	TC_AN20_POL_NFCA_02.111 (Maximum Vs,ov)	This test verifies load modulation amplitude reception test. It is needed to have all position of the PowerTransferMeasurement (TC_AN20_POL_UND_01) with the result PASS. And then process the Load Modulation Setup	**PASSED**

11-21 rue Hubble
Parc de la Haute borne
59650 Villeneuve d'Ascq – France
+33 320 746 630
smartcards@microprocess.com

	Name	Description	Result
262	TC_AN20_POL_NFCA_02.112 (Maximum Vs,ov)	This test verifies load modulation amplitude reception test. It is needed to have all position of the PowerTransferMeasurement (TC_AN20_POL_UND_01) with the result PASS. And then process the Load Modulation Setup	**PASSED**
263	TC_AN20_POL_NFCA_02.113 (Maximum Vs,ov)	This test verifies load modulation amplitude reception test. It is needed to have all position of the PowerTransferMeasurement (TC_AN20_POL_UND_01) with the result PASS. And then process the Load Modulation Setup	**PASSED**
264	TC_AN20_POL_NFCA_02.120 (Maximum Vs,ov)	This test verifies load modulation amplitude reception test. It is needed to have all position of the PowerTransferMeasurement (TC_AN20_POL_UND_01) with the result PASS. And then process the Load Modulation Setup	**PASSED**
265	TC_AN20_POL_NFCA_02.121 (Maximum Vs,ov)	This test verifies load modulation amplitude reception test. It is needed to have all position of the PowerTransferMeasurement (TC_AN20_POL_UND_01) with the result PASS. And then process the Load Modulation Setup	**PASSED**
266	TC_AN20_POL_NFCA_02.122 (Maximum Vs,ov)	This test verifies load modulation amplitude reception test. It is needed to have all position of the PowerTransferMeasurement (TC_AN20_POL_UND_01) with the result PASS. And then process the Load Modulation Setup	**PASSED**
267	TC_AN20_POL_NFCA_02.123 (Maximum Vs,ov)	This test verifies load modulation amplitude reception test. It is needed to have all position of the PowerTransferMeasurement (TC_AN20_POL_UND_01) with the result PASS. And then process the Load Modulation Setup	**PASSED**
268	TC_AN20_POL_NFCB_02.000 (Minimum Vs,ov)	This test verifies load modulation amplitude reception test. It is needed to have all position of the PowerTransferMeasurement (TC_AN20_POL_UND_01) with the result PASS. And then process the Load Modulation Setup	**PASSED**
269	TC_AN20_POL_NFCB_02.010 (Minimum Vs,ov)	This test verifies load modulation amplitude reception test. It is needed to have all position of the PowerTransferMeasurement (TC_AN20_POL_UND_01) with the result PASS. And then process the Load Modulation Setup	**PASSED**
270	TC_AN20_POL_NFCB_02.011 (Minimum Vs,ov)	This test verifies load modulation amplitude reception test. It is needed to have all position of the PowerTransferMeasurement (TC_AN20_POL_UND_01) with the result PASS. And then process the Load Modulation Setup	**PASSED**
271	TC_AN20_POL_NFCB_02.012 (Minimum Vs,ov)	This test verifies load modulation amplitude reception test. It is needed to have all position of the PowerTransferMeasurement (TC_AN20_POL_UND_01) with the result PASS. And then process the Load Modulation Setup	**PASSED**

11-21 rue Hubble
Parc de la Haute borne
59650 Villeneuve d'Ascq – France
+33 320 746 630
smartcards@microprocess.com

	Name	Description	Result
272	TC_AN20_POL_NFCB_02.013 (Minimum Vs,ov)	This test verifies load modulation amplitude reception test. It is needed to have all position of the PowerTransferMeasurement (TC_AN20_POL_UND_01) with the result PASS. And then process the Load Modulation Setup	**PASSED**
273	TC_AN20_POL_NFCB_02.100 (Minimum Vs,ov)	This test verifies load modulation amplitude reception test. It is needed to have all position of the PowerTransferMeasurement (TC_AN20_POL_UND_01) with the result PASS. And then process the Load Modulation Setup	**PASSED**
274	TC_AN20_POL_NFCB_02.110 (Minimum Vs,ov)	This test verifies load modulation amplitude reception test. It is needed to have all position of the PowerTransferMeasurement (TC_AN20_POL_UND_01) with the result PASS. And then process the Load Modulation Setup	**PASSED**
275	TC_AN20_POL_NFCB_02.111 (Minimum Vs,ov)	This test verifies load modulation amplitude reception test. It is needed to have all position of the PowerTransferMeasurement (TC_AN20_POL_UND_01) with the result PASS. And then process the Load Modulation Setup	**PASSED**
276	TC_AN20_POL_NFCB_02.112 (Minimum Vs,ov)	This test verifies load modulation amplitude reception test. It is needed to have all position of the PowerTransferMeasurement (TC_AN20_POL_UND_01) with the result PASS. And then process the Load Modulation Setup	**PASSED**
277	TC_AN20_POL_NFCB_02.113 (Minimum Vs,ov)	This test verifies load modulation amplitude reception test. It is needed to have all position of the PowerTransferMeasurement (TC_AN20_POL_UND_01) with the result PASS. And then process the Load Modulation Setup	**PASSED**
278	TC_AN20_POL_NFCB_02.120 (Minimum Vs,ov)	This test verifies load modulation amplitude reception test. It is needed to have all position of the PowerTransferMeasurement (TC_AN20_POL_UND_01) with the result PASS. And then process the Load Modulation Setup	**PASSED**
279	TC_AN20_POL_NFCB_02.121 (Minimum Vs,ov)	This test verifies load modulation amplitude reception test. It is needed to have all position of the PowerTransferMeasurement (TC_AN20_POL_UND_01) with the result PASS. And then process the Load Modulation Setup	**PASSED**
280	TC_AN20_POL_NFCB_02.122 (Minimum Vs,ov)	This test verifies load modulation amplitude reception test. It is needed to have all position of the PowerTransferMeasurement (TC_AN20_POL_UND_01) with the result PASS. And then process the Load Modulation Setup	**PASSED**
281	TC_AN20_POL_NFCB_02.123 (Minimum Vs,ov)	This test verifies load modulation amplitude reception test. It is needed to have all position of the PowerTransferMeasurement (TC_AN20_POL_UND_01) with the result PASS. And then process the Load Modulation Setup	**PASSED**

11-21 rue Hubble
Parc de la Haute borne
59650 Villeneuve d'Ascq – France
+33 320 746 630
smartcards@microprocess.com

	Name	Description	Result
282	TC_AN20_POL_NFCB_02.000 (Maximum Vs,ov)	This test verifies load modulation amplitude reception test. It is needed to have all position of the PowerTransferMeasurement (TC_AN20_POL_UND_01) with the result PASS. And then process the Load Modulation Setup	**PASSED**
283	TC_AN20_POL_NFCB_02.010 (Maximum Vs,ov)	This test verifies load modulation amplitude reception test. It is needed to have all position of the PowerTransferMeasurement (TC_AN20_POL_UND_01) with the result PASS. And then process the Load Modulation Setup	**PASSED**
284	TC_AN20_POL_NFCB_02.011 (Maximum Vs,ov)	This test verifies load modulation amplitude reception test. It is needed to have all position of the PowerTransferMeasurement (TC_AN20_POL_UND_01) with the result PASS. And then process the Load Modulation Setup	**PASSED**
285	TC_AN20_POL_NFCB_02.012 (Maximum Vs,ov)	This test verifies load modulation amplitude reception test. It is needed to have all position of the PowerTransferMeasurement (TC_AN20_POL_UND_01) with the result PASS. And then process the Load Modulation Setup	**PASSED**
286	TC_AN20_POL_NFCB_02.013 (Maximum Vs,ov)	This test verifies load modulation amplitude reception test. It is needed to have all position of the PowerTransferMeasurement (TC_AN20_POL_UND_01) with the result PASS. And then process the Load Modulation Setup	**PASSED**
287	TC_AN20_POL_NFCB_02.100 (Maximum Vs,ov)	This test verifies load modulation amplitude reception test. It is needed to have all position of the PowerTransferMeasurement (TC_AN20_POL_UND_01) with the result PASS. And then process the Load Modulation Setup	**PASSED**
288	TC_AN20_POL_NFCB_02.110 (Maximum Vs,ov)	This test verifies load modulation amplitude reception test. It is needed to have all position of the PowerTransferMeasurement (TC_AN20_POL_UND_01) with the result PASS. And then process the Load Modulation Setup	**PASSED**
289	TC_AN20_POL_NFCB_02.111 (Maximum Vs,ov)	This test verifies load modulation amplitude reception test. It is needed to have all position of the PowerTransferMeasurement (TC_AN20_POL_UND_01) with the result PASS. And then process the Load Modulation Setup	**PASSED**
290	TC_AN20_POL_NFCB_02.112 (Maximum Vs,ov)	This test verifies load modulation amplitude reception test. It is needed to have all position of the PowerTransferMeasurement (TC_AN20_POL_UND_01) with the result PASS. And then process the Load Modulation Setup	**PASSED**
291	TC_AN20_POL_NFCB_02.113 (Maximum Vs,ov)	This test verifies load modulation amplitude reception test. It is needed to have all position of the PowerTransferMeasurement (TC_AN20_POL_UND_01) with the result PASS. And then process the Load Modulation Setup	**PASSED**

11-21 rue Hubble
Parc de la Haute borne
59650 Villeneuve d'Ascq – France
+33 320 746 630
smartcards@microprocess.com

	Name	Description	Result
292	TC_AN20_POL_NFCB_02.120 (Maximum Vs,ov)	This test verifies load modulation amplitude reception test. It is needed to have all position of the PowerTransferMeasurement (TC_AN20_POL_UND_01) with the result PASS. And then process the Load Modulation Setup	**PASSED**
293	TC_AN20_POL_NFCB_02.121 (Maximum Vs,ov)	This test verifies load modulation amplitude reception test. It is needed to have all position of the PowerTransferMeasurement (TC_AN20_POL_UND_01) with the result PASS. And then process the Load Modulation Setup	**PASSED**
294	TC_AN20_POL_NFCB_02.122 (Maximum Vs,ov)	This test verifies load modulation amplitude reception test. It is needed to have all position of the PowerTransferMeasurement (TC_AN20_POL_UND_01) with the result PASS. And then process the Load Modulation Setup	**PASSED**
295	TC_AN20_POL_NFCB_02.123 (Maximum Vs,ov)	This test verifies load modulation amplitude reception test. It is needed to have all position of the PowerTransferMeasurement (TC_AN20_POL_UND_01) with the result PASS. And then process the Load Modulation Setup	**PASSED**
296	TC_AN20_POL_UND_01.000	This test verifies poller power emission.	**PASSED**
297	TC_AN20_POL_UND_01.010	This test verifies poller power emission.	**PASSED**
298	TC_AN20_POL_UND_01.011	This test verifies poller power emission.	**PASSED**
299	TC_AN20_POL_UND_01.012	This test verifies poller power emission.	**PASSED**
300	TC_AN20_POL_UND_01.013	This test verifies poller power emission.	**PASSED**
301	TC_AN20_POL_UND_01.100	This test verifies poller power emission.	**PASSED**
302	TC_AN20_POL_UND_01.110	This test verifies poller power emission.	**PASSED**
303	TC_AN20_POL_UND_01.111	This test verifies poller power emission.	**PASSED**
304	TC_AN20_POL_UND_01.112	This test verifies poller power emission.	**PASSED**
305	TC_AN20_POL_UND_01.113	This test verifies poller power emission.	**PASSED**
306	TC_AN20_POL_UND_01.120	This test verifies poller power emission.	**PASSED**
307	TC_AN20_POL_UND_01.121	This test verifies poller power emission.	**PASSED**
308	TC_AN20_POL_UND_01.122	This test verifies poller power emission.	**PASSED**
309	TC_AN20_POL_UND_01.123	This test verifies poller power emission.	**PASSED**
310	TC_AN20_POL_UND_02.000	This test verifies poller power emission.	**PASSED**
311	TC_AN20_POL_UND_02.010	This test verifies poller power emission.	**PASSED**
312	TC_AN20_POL_UND_02.011	This test verifies poller power emission.	**PASSED**
313	TC_AN20_POL_UND_02.012	This test verifies poller power emission.	**PASSED**
314	TC_AN20_POL_UND_02.013	This test verifies poller power emission.	**PASSED**
315	TC_AN20_POL_UND_02.100	This test verifies poller power emission.	**PASSED**
316	TC_AN20_POL_UND_02.110	This test verifies poller power emission.	**PASSED**
317	TC_AN20_POL_UND_02.111	This test verifies poller power emission.	**PASSED**
318	TC_AN20_POL_UND_02.112	This test verifies poller power emission.	**PASSED**
319	TC_AN20_POL_UND_02.113	This test verifies poller power emission.	**PASSED**
320	TC_AN20_POL_UND_02.120	This test verifies poller power emission.	**PASSED**
321	TC_AN20_POL_UND_02.121	This test verifies poller power emission.	**PASSED**
322	TC_AN20_POL_UND_02.122	This test verifies poller power emission.	**PASSED**
323	TC_AN20_POL_UND_02.123	This test verifies poller power emission.	**PASSED**
324	TC_AN20_POL_NFCA_01.000 (820 Ω)	This test verifies poller waveform characteristics.	**PASSED**

11-21 rue Hubble
Parc de la Haute borne
59650 Villeneuve d'Ascq – France
+33 320 746 630
smartcards@microprocess.com

	Name	Description	Result
325	TC_AN20_POL_NFCA_01.010 (820 Ω)	This test verifies poller waveform characteristics.	**PASSED**
326	TC_AN20_POL_NFCA_01.011 (820 Ω)	This test verifies poller waveform characteristics.	**PASSED**
327	TC_AN20_POL_NFCA_01.012 (820 Ω)	This test verifies poller waveform characteristics.	**PASSED**
328	TC_AN20_POL_NFCA_01.013 (820 Ω)	This test verifies poller waveform characteristics.	**PASSED**
329	TC_AN20_POL_NFCA_01.100 (820 Ω)	This test verifies poller waveform characteristics.	**PASSED**
330	TC_AN20_POL_NFCA_01.110 (820 Ω)	This test verifies poller waveform characteristics.	**PASSED**
331	TC_AN20_POL_NFCA_01.111 (820 Ω)	This test verifies poller waveform characteristics.	**PASSED**
332	TC_AN20_POL_NFCA_01.112 (820 Ω)	This test verifies poller waveform characteristics.	**PASSED**
333	TC_AN20_POL_NFCA_01.113 (820 Ω)	This test verifies poller waveform characteristics.	**PASSED**
334	TC_AN20_POL_NFCA_01.120 (820 Ω)	This test verifies poller waveform characteristics.	**PASSED**
335	TC_AN20_POL_NFCA_01.121 (820 Ω)	This test verifies poller waveform characteristics.	**PASSED**
336	TC_AN20_POL_NFCA_01.122 (820 Ω)	This test verifies poller waveform characteristics.	**PASSED**
337	TC_AN20_POL_NFCA_01.123 (820 Ω)	This test verifies poller waveform characteristics.	**PASSED**
338	TC_AN20_POL_NFCA_01.000 (330 Ω)	This test verifies poller waveform characteristics.	**PASSED**
339	TC_AN20_POL_NFCA_01.010 (330 Ω)	This test verifies poller waveform characteristics.	**PASSED**
340	TC_AN20_POL_NFCA_01.011 (330 Ω)	This test verifies poller waveform characteristics.	**PASSED**
341	TC_AN20_POL_NFCA_01.012 (330 Ω)	This test verifies poller waveform characteristics.	**PASSED**
342	TC_AN20_POL_NFCA_01.013 (330 Ω)	This test verifies poller waveform characteristics.	**PASSED**
343	TC_AN20_POL_NFCA_01.100 (330 Ω)	This test verifies poller waveform characteristics.	**PASSED**
344	TC_AN20_POL_NFCA_01.110 (330 Ω)	This test verifies poller waveform characteristics.	**PASSED**
345	TC_AN20_POL_NFCA_01.111 (330 Ω)	This test verifies poller waveform characteristics.	**PASSED**
346	TC_AN20_POL_NFCA_01.112 (330 Ω)	This test verifies poller waveform characteristics.	**PASSED**
347	TC_AN20_POL_NFCA_01.113 (330 Ω)	This test verifies poller waveform characteristics.	**PASSED**
348	TC_AN20_POL_NFCA_01.120 (330 Ω)	This test verifies poller waveform characteristics.	**PASSED**
349	TC_AN20_POL_NFCA_01.121 (330 Ω)	This test verifies poller waveform characteristics.	**PASSED**

11-21 rue Hubble
Parc de la Haute borne
59650 Villeneuve d'Ascq – France
+33 320 746 630
smartcards@microprocess.com

	Name	Description	Result
350	TC_AN20_POL_NFCA_01.122 (330 Ω)	This test verifies poller waveform characteristics.	**PASSED**
351	TC_AN20_POL_NFCA_01.123 (330 Ω)	This test verifies poller waveform characteristics.	**PASSED**
352	TC_AN20_POL_NFCB_01.000 (820 Ω)	This test verifies poller waveform characteristics.	**PASSED**
353	TC_AN20_POL_NFCB_01.010 (820 Ω)	This test verifies poller waveform characteristics.	**PASSED**
354	TC_AN20_POL_NFCB_01.011 (820 Ω)	This test verifies poller waveform characteristics.	**PASSED**
355	TC_AN20_POL_NFCB_01.012 (820 Ω)	This test verifies poller waveform characteristics.	**PASSED**
356	TC_AN20_POL_NFCB_01.013 (820 Ω)	This test verifies poller waveform characteristics.	**PASSED**
357	TC_AN20_POL_NFCB_01.100 (820 Ω)	This test verifies poller waveform characteristics.	**PASSED**
358	TC_AN20_POL_NFCB_01.110 (820 Ω)	This test verifies poller waveform characteristics.	**PASSED**
359	TC_AN20_POL_NFCB_01.111 (820 Ω)	This test verifies poller waveform characteristics.	**PASSED**
360	TC_AN20_POL_NFCB_01.112 (820 Ω)	This test verifies poller waveform characteristics.	**PASSED**
361	TC_AN20_POL_NFCB_01.113 (820 Ω)	This test verifies poller waveform characteristics.	**PASSED**
362	TC_AN20_POL_NFCB_01.120 (820 Ω)	This test verifies poller waveform characteristics.	**PASSED**
363	TC_AN20_POL_NFCB_01.121 (820 Ω)	This test verifies poller waveform characteristics.	**PASSED**
364	TC_AN20_POL_NFCB_01.122 (820 Ω)	This test verifies poller waveform characteristics.	**PASSED**
365	TC_AN20_POL_NFCB_01.123 (820 Ω)	This test verifies poller waveform characteristics.	**PASSED**
366	TC_AN20_POL_NFCB_01.000 (330 Ω)	This test verifies poller waveform characteristics.	**PASSED**
367	TC_AN20_POL_NFCB_01.010 (330 Ω)	This test verifies poller waveform characteristics.	**PASSED**
368	TC_AN20_POL_NFCB_01.011 (330 Ω)	This test verifies poller waveform characteristics.	**PASSED**
369	TC_AN20_POL_NFCB_01.012 (330 Ω)	This test verifies poller waveform characteristics.	**PASSED**
370	TC_AN20_POL_NFCB_01.013 (330 Ω)	This test verifies poller waveform characteristics.	**PASSED**
371	TC_AN20_POL_NFCB_01.100 (330 Ω)	This test verifies poller waveform characteristics.	**PASSED**
372	TC_AN20_POL_NFCB_01.110 (330 Ω)	This test verifies poller waveform characteristics.	**PASSED**
373	TC_AN20_POL_NFCB_01.111 (330 Ω)	This test verifies poller waveform characteristics.	**PASSED**
374	TC_AN20_POL_NFCB_01.112 (330 Ω)	This test verifies poller waveform characteristics.	**PASSED**

11-21 rue Hubble
Parc de la Haute borne
59650 Villeneuve d'Ascq – France
+33 320 746 630
smartcards@microprocess.com

	Name	Description	Result
375	TC_AN20_POL_NFCB_01.113 (330 Ω)	This test verifies poller waveform characteristics.	**PASSED**
376	TC_AN20_POL_NFCB_01.120 (330 Ω)	This test verifies poller waveform characteristics.	**PASSED**
377	TC_AN20_POL_NFCB_01.121 (330 Ω)	This test verifies poller waveform characteristics.	**PASSED**
378	TC_AN20_POL_NFCB_01.122 (330 Ω)	This test verifies poller waveform characteristics.	**PASSED**
379	TC_AN20_POL_NFCB_01.123 (330 Ω)	This test verifies poller waveform characteristics.	**PASSED**
380	TC_AN20_POL_NFCA_02.000 (Minimum Vs,ov)	This test verifies load modulation amplitude reception test. It is needed to have all position of the PowerTransferMeasurement (TC_AN20_POL_UND_01) with the result PASS. And then process the Load Modulation Setup	**PASSED**
381	TC_AN20_POL_NFCA_02.010 (Minimum Vs,ov)	This test verifies load modulation amplitude reception test. It is needed to have all position of the PowerTransferMeasurement (TC_AN20_POL_UND_01) with the result PASS. And then process the Load Modulation Setup	**PASSED**
382	TC_AN20_POL_NFCA_02.011 (Minimum Vs,ov)	This test verifies load modulation amplitude reception test. It is needed to have all position of the PowerTransferMeasurement (TC_AN20_POL_UND_01) with the result PASS. And then process the Load Modulation Setup	**PASSED**
383	TC_AN20_POL_NFCA_02.012 (Minimum Vs,ov)	This test verifies load modulation amplitude reception test. It is needed to have all position of the PowerTransferMeasurement (TC_AN20_POL_UND_01) with the result PASS. And then process the Load Modulation Setup	**PASSED**
384	TC_AN20_POL_NFCA_02.013 (Minimum Vs,ov)	This test verifies load modulation amplitude reception test. It is needed to have all position of the PowerTransferMeasurement (TC_AN20_POL_UND_01) with the result PASS. And then process the Load Modulation Setup	**PASSED**
385	TC_AN20_POL_NFCA_02.100 (Minimum Vs,ov)	This test verifies load modulation amplitude reception test. It is needed to have all position of the PowerTransferMeasurement (TC_AN20_POL_UND_01) with the result PASS. And then process the Load Modulation Setup	**PASSED**
386	TC_AN20_POL_NFCA_02.110 (Minimum Vs,ov)	This test verifies load modulation amplitude reception test. It is needed to have all position of the PowerTransferMeasurement (TC_AN20_POL_UND_01) with the result PASS. And then process the Load Modulation Setup	**PASSED**
387	TC_AN20_POL_NFCA_02.111 (Minimum Vs,ov)	This test verifies load modulation amplitude reception test. It is needed to have all position of the PowerTransferMeasurement (TC_AN20_POL_UND_01) with the result PASS. And then process the Load Modulation Setup	**PASSED**

11-21 rue Hubble
Parc de la Haute borne
59650 Villeneuve d'Ascq – France
+33 320 746 630
smartcards@microprocess.com

	Name	Description	Result
388	TC_AN20_POL_NFCA_02.112 (Minimum Vs,ov)	This test verifies load modulation amplitude reception test. It is needed to have all position of the PowerTransferMeasurement (TC_AN20_POL_UND_01) with the result PASS. And then process the Load Modulation Setup	**PASSED**
389	TC_AN20_POL_NFCA_02.113 (Minimum Vs,ov)	This test verifies load modulation amplitude reception test. It is needed to have all position of the PowerTransferMeasurement (TC_AN20_POL_UND_01) with the result PASS. And then process the Load Modulation Setup	**PASSED**
390	TC_AN20_POL_NFCA_02.120 (Minimum Vs,ov)	This test verifies load modulation amplitude reception test. It is needed to have all position of the PowerTransferMeasurement (TC_AN20_POL_UND_01) with the result PASS. And then process the Load Modulation Setup	**PASSED**
391	TC_AN20_POL_NFCA_02.121 (Minimum Vs,ov)	This test verifies load modulation amplitude reception test. It is needed to have all position of the PowerTransferMeasurement (TC_AN20_POL_UND_01) with the result PASS. And then process the Load Modulation Setup	**PASSED**
392	TC_AN20_POL_NFCA_02.122 (Minimum Vs,ov)	This test verifies load modulation amplitude reception test. It is needed to have all position of the PowerTransferMeasurement (TC_AN20_POL_UND_01) with the result PASS. And then process the Load Modulation Setup	**PASSED**
393	TC_AN20_POL_NFCA_02.123 (Minimum Vs,ov)	This test verifies load modulation amplitude reception test. It is needed to have all position of the PowerTransferMeasurement (TC_AN20_POL_UND_01) with the result PASS. And then process the Load Modulation Setup	**PASSED**
394	TC_AN20_POL_NFCA_02.000 (Maximum Vs,ov)	This test verifies load modulation amplitude reception test. It is needed to have all position of the PowerTransferMeasurement (TC_AN20_POL_UND_01) with the result PASS. And then process the Load Modulation Setup	**PASSED**
395	TC_AN20_POL_NFCA_02.010 (Maximum Vs,ov)	This test verifies load modulation amplitude reception test. It is needed to have all position of the PowerTransferMeasurement (TC_AN20_POL_UND_01) with the result PASS. And then process the Load Modulation Setup	**PASSED**
396	TC_AN20_POL_NFCA_02.011 (Maximum Vs,ov)	This test verifies load modulation amplitude reception test. It is needed to have all position of the PowerTransferMeasurement (TC_AN20_POL_UND_01) with the result PASS. And then process the Load Modulation Setup	**PASSED**
397	TC_AN20_POL_NFCA_02.012 (Maximum Vs,ov)	This test verifies load modulation amplitude reception test. It is needed to have all position of the PowerTransferMeasurement (TC_AN20_POL_UND_01) with the result PASS. And then process the Load Modulation Setup	**PASSED**

11-21 rue Hubble
Parc de la Haute borne
59650 Villeneuve d'Ascq – France
+33 320 746 630
smartcards@microprocess.com

	Name	Description	Result
398	TC_AN20_POL_NFCA_02.013 (Maximum Vs,ov)	This test verifies load modulation amplitude reception test. It is needed to have all position of the PowerTransferMeasurement (TC_AN20_POL_UND_01) with the result PASS. And then process the Load Modulation Setup	**PASSED**
399	TC_AN20_POL_NFCA_02.100 (Maximum Vs,ov)	This test verifies load modulation amplitude reception test. It is needed to have all position of the PowerTransferMeasurement (TC_AN20_POL_UND_01) with the result PASS. And then process the Load Modulation Setup	**PASSED**
400	TC_AN20_POL_NFCA_02.110 (Maximum Vs,ov)	This test verifies load modulation amplitude reception test. It is needed to have all position of the PowerTransferMeasurement (TC_AN20_POL_UND_01) with the result PASS. And then process the Load Modulation Setup	**PASSED**
401	TC_AN20_POL_NFCA_02.111 (Maximum Vs,ov)	This test verifies load modulation amplitude reception test. It is needed to have all position of the PowerTransferMeasurement (TC_AN20_POL_UND_01) with the result PASS. And then process the Load Modulation Setup	**PASSED**
402	TC_AN20_POL_NFCA_02.112 (Maximum Vs,ov)	This test verifies load modulation amplitude reception test. It is needed to have all position of the PowerTransferMeasurement (TC_AN20_POL_UND_01) with the result PASS. And then process the Load Modulation Setup	**PASSED**
403	TC_AN20_POL_NFCA_02.113 (Maximum Vs,ov)	This test verifies load modulation amplitude reception test. It is needed to have all position of the PowerTransferMeasurement (TC_AN20_POL_UND_01) with the result PASS. And then process the Load Modulation Setup	**PASSED**
404	TC_AN20_POL_NFCA_02.120 (Maximum Vs,ov)	This test verifies load modulation amplitude reception test. It is needed to have all position of the PowerTransferMeasurement (TC_AN20_POL_UND_01) with the result PASS. And then process the Load Modulation Setup	**PASSED**
405	TC_AN20_POL_NFCA_02.121 (Maximum Vs,ov)	This test verifies load modulation amplitude reception test. It is needed to have all position of the PowerTransferMeasurement (TC_AN20_POL_UND_01) with the result PASS. And then process the Load Modulation Setup	**PASSED**
406	TC_AN20_POL_NFCA_02.122 (Maximum Vs,ov)	This test verifies load modulation amplitude reception test. It is needed to have all position of the PowerTransferMeasurement (TC_AN20_POL_UND_01) with the result PASS. And then process the Load Modulation Setup	**PASSED**
407	TC_AN20_POL_NFCA_02.123 (Maximum Vs,ov)	This test verifies load modulation amplitude reception test. It is needed to have all position of the PowerTransferMeasurement (TC_AN20_POL_UND_01) with the result PASS. And then process the Load Modulation Setup	**PASSED**

11-21 rue Hubble
Parc de la Haute borne
59650 Villeneuve d'Ascq – France
+33 320 746 630
smartcards@microprocess.com

	Name	Description	Result
408	TC_AN20_POL_NFCB_02.000 (Minimum Vs,ov)	This test verifies load modulation amplitude reception test. It is needed to have all position of the PowerTransferMeasurement (TC_AN20_POL_UND_01) with the result PASS. And then process the Load Modulation Setup	**PASSED**
409	TC_AN20_POL_NFCB_02.010 (Minimum Vs,ov)	This test verifies load modulation amplitude reception test. It is needed to have all position of the PowerTransferMeasurement (TC_AN20_POL_UND_01) with the result PASS. And then process the Load Modulation Setup	**PASSED**
410	TC_AN20_POL_NFCB_02.011 (Minimum Vs,ov)	This test verifies load modulation amplitude reception test. It is needed to have all position of the PowerTransferMeasurement (TC_AN20_POL_UND_01) with the result PASS. And then process the Load Modulation Setup	**PASSED**
411	TC_AN20_POL_NFCB_02.012 (Minimum Vs,ov)	This test verifies load modulation amplitude reception test. It is needed to have all position of the PowerTransferMeasurement (TC_AN20_POL_UND_01) with the result PASS. And then process the Load Modulation Setup	**PASSED**
412	TC_AN20_POL_NFCB_02.013 (Minimum Vs,ov)	This test verifies load modulation amplitude reception test. It is needed to have all position of the PowerTransferMeasurement (TC_AN20_POL_UND_01) with the result PASS. And then process the Load Modulation Setup	**PASSED**
413	TC_AN20_POL_NFCB_02.100 (Minimum Vs,ov)	This test verifies load modulation amplitude reception test. It is needed to have all position of the PowerTransferMeasurement (TC_AN20_POL_UND_01) with the result PASS. And then process the Load Modulation Setup	**PASSED**
414	TC_AN20_POL_NFCB_02.110 (Minimum Vs,ov)	This test verifies load modulation amplitude reception test. It is needed to have all position of the PowerTransferMeasurement (TC_AN20_POL_UND_01) with the result PASS. And then process the Load Modulation Setup	**PASSED**
415	TC_AN20_POL_NFCB_02.111 (Minimum Vs,ov)	This test verifies load modulation amplitude reception test. It is needed to have all position of the PowerTransferMeasurement (TC_AN20_POL_UND_01) with the result PASS. And then process the Load Modulation Setup	**PASSED**
416	TC_AN20_POL_NFCB_02.112 (Minimum Vs,ov)	This test verifies load modulation amplitude reception test. It is needed to have all position of the PowerTransferMeasurement (TC_AN20_POL_UND_01) with the result PASS. And then process the Load Modulation Setup	**PASSED**
417	TC_AN20_POL_NFCB_02.113 (Minimum Vs,ov)	This test verifies load modulation amplitude reception test. It is needed to have all position of the PowerTransferMeasurement (TC_AN20_POL_UND_01) with the result PASS. And then process the Load Modulation Setup	**PASSED**

11-21 rue Hubble
Parc de la Haute borne
59650 Villeneuve d'Ascq – France
+33 320 746 630
smartcards@microprocess.com

	Name	Description	Result
418	TC_AN20_POL_NFCB_02.120 (Minimum Vs,ov)	This test verifies load modulation amplitude reception test. It is needed to have all position of the PowerTransferMeasurement (TC_AN20_POL_UND_01) with the result PASS. And then process the Load Modulation Setup	**PASSED**
419	TC_AN20_POL_NFCB_02.121 (Minimum Vs,ov)	This test verifies load modulation amplitude reception test. It is needed to have all position of the PowerTransferMeasurement (TC_AN20_POL_UND_01) with the result PASS. And then process the Load Modulation Setup	**PASSED**
420	TC_AN20_POL_NFCB_02.122 (Minimum Vs,ov)	This test verifies load modulation amplitude reception test. It is needed to have all position of the PowerTransferMeasurement (TC_AN20_POL_UND_01) with the result PASS. And then process the Load Modulation Setup	**PASSED**
421	TC_AN20_POL_NFCB_02.123 (Minimum Vs,ov)	This test verifies load modulation amplitude reception test. It is needed to have all position of the PowerTransferMeasurement (TC_AN20_POL_UND_01) with the result PASS. And then process the Load Modulation Setup	**PASSED**
422	TC_AN20_POL_NFCB_02.000 (Maximum Vs,ov)	This test verifies load modulation amplitude reception test. It is needed to have all position of the PowerTransferMeasurement (TC_AN20_POL_UND_01) with the result PASS. And then process the Load Modulation Setup	**PASSED**
423	TC_AN20_POL_NFCB_02.010 (Maximum Vs,ov)	This test verifies load modulation amplitude reception test. It is needed to have all position of the PowerTransferMeasurement (TC_AN20_POL_UND_01) with the result PASS. And then process the Load Modulation Setup	**PASSED**
424	TC_AN20_POL_NFCB_02.011 (Maximum Vs,ov)	This test verifies load modulation amplitude reception test. It is needed to have all position of the PowerTransferMeasurement (TC_AN20_POL_UND_01) with the result PASS. And then process the Load Modulation Setup	**PASSED**
425	TC_AN20_POL_NFCB_02.012 (Maximum Vs,ov)	This test verifies load modulation amplitude reception test. It is needed to have all position of the PowerTransferMeasurement (TC_AN20_POL_UND_01) with the result PASS. And then process the Load Modulation Setup	**PASSED**
426	TC_AN20_POL_NFCB_02.013 (Maximum Vs,ov)	This test verifies load modulation amplitude reception test. It is needed to have all position of the PowerTransferMeasurement (TC_AN20_POL_UND_01) with the result PASS. And then process the Load Modulation Setup	**PASSED**
427	TC_AN20_POL_NFCB_02.100 (Maximum Vs,ov)	This test verifies load modulation amplitude reception test. It is needed to have all position of the PowerTransferMeasurement (TC_AN20_POL_UND_01) with the result PASS. And then process the Load Modulation Setup	**PASSED**

11-21 rue Hubble
Parc de la Haute borne
59650 Villeneuve d'Ascq – France
+33 320 746 630
smartcards@microprocess.com

	Name	Description	Result
428	TC_AN20_POL_NFCB_02.110 (Maximum Vs,ov)	This test verifies load modulation amplitude reception test. It is needed to have all position of the PowerTransferMeasurement (TC_AN20_POL_UND_01) with the result PASS. And then process the Load Modulation Setup	**PASSED**
429	TC_AN20_POL_NFCB_02.111 (Maximum Vs,ov)	This test verifies load modulation amplitude reception test. It is needed to have all position of the PowerTransferMeasurement (TC_AN20_POL_UND_01) with the result PASS. And then process the Load Modulation Setup	**PASSED**
430	TC_AN20_POL_NFCB_02.112 (Maximum Vs,ov)	This test verifies load modulation amplitude reception test. It is needed to have all position of the PowerTransferMeasurement (TC_AN20_POL_UND_01) with the result PASS. And then process the Load Modulation Setup	**PASSED**
431	TC_AN20_POL_NFCB_02.113 (Maximum Vs,ov)	This test verifies load modulation amplitude reception test. It is needed to have all position of the PowerTransferMeasurement (TC_AN20_POL_UND_01) with the result PASS. And then process the Load Modulation Setup	**PASSED**
432	TC_AN20_POL_NFCB_02.120 (Maximum Vs,ov)	This test verifies load modulation amplitude reception test. It is needed to have all position of the PowerTransferMeasurement (TC_AN20_POL_UND_01) with the result PASS. And then process the Load Modulation Setup	**PASSED**
433	TC_AN20_POL_NFCB_02.121 (Maximum Vs,ov)	This test verifies load modulation amplitude reception test. It is needed to have all position of the PowerTransferMeasurement (TC_AN20_POL_UND_01) with the result PASS. And then process the Load Modulation Setup	**PASSED**
434	TC_AN20_POL_NFCB_02.122 (Maximum Vs,ov)	This test verifies load modulation amplitude reception test. It is needed to have all position of the PowerTransferMeasurement (TC_AN20_POL_UND_01) with the result PASS. And then process the Load Modulation Setup	**PASSED**
435	TC_AN20_POL_NFCB_02.123 (Maximum Vs,ov)	This test verifies load modulation amplitude reception test. It is needed to have all position of the PowerTransferMeasurement (TC_AN20_POL_UND_01) with the result PASS. And then process the Load Modulation Setup	**PASSED**
436	TC_AN20_POL_UND_05.100	This test verifies threshold Level.	**PASSED**
437	TC_AN20_POL_UND_05.100	This test verifies threshold Level.	**PASSED**
438	TC_AN20_POL_UND_05.100	This test verifies threshold Level.	**PASSED**

11-21 rue Hubble
Parc de la Haute borne
59650 Villeneuve d'Ascq – France
+33 320 746 630
smartcards@microprocss.com

4. Detailed Report

1. Test: TC_AN20_POL_UND_01.000

a. Test Case Information

Operator	*Default Operator*
Description	*This test verifies poller power emission.*
Testing Date	*2020-08-18T16:57*
Device Name	*TCL2*
Device Serial Number	*MP3.12.35.20*
Firmware version	*43.0*
Driver version	*1.29*
MPManager version	*3.6.4*
Test case status	*PASSED*

b. Test Log

TC_AN20_POL_UND_01.000

This test verifies poller power emission.

Parameters:

Device Configuration:

Poller: Device Under Test

NFC Forum Reference Device: Listener 1

Jumper Configuration:

Position J3 at position 1 (820 Ω)

Position: 000

11-21 rue Hubble
Parc de la Haute borne
59650 Villeneuve d'Ascq – France
+33 320 746 630
smartcards@microprossss.com

Attempt 1

Mesured power emission of 7.452 V is more than specified value : 4.98 V at +/- 4.0 %

The voltage VOV measured on the NFC Forum Reference Listening Device, must be inside the minimum and maximum limits.

The power emission of the Polling Device under test is compliant.

TC_AN20_POL_UND_01.000 passed.

c. MPLog Traces

Trace 1: C:\Users\MICROPROSS\Desktop\Project\san\TS_MPM3_NFC Forum Analog_v3.2.1\NFC Forum Analog Test Suite\[Default Session] Traces\[_1][J1]TC_AN20_POL_UND_01.000[2020-08-18T165730]\Attempt 1\Trace.mplog

d. Pictures

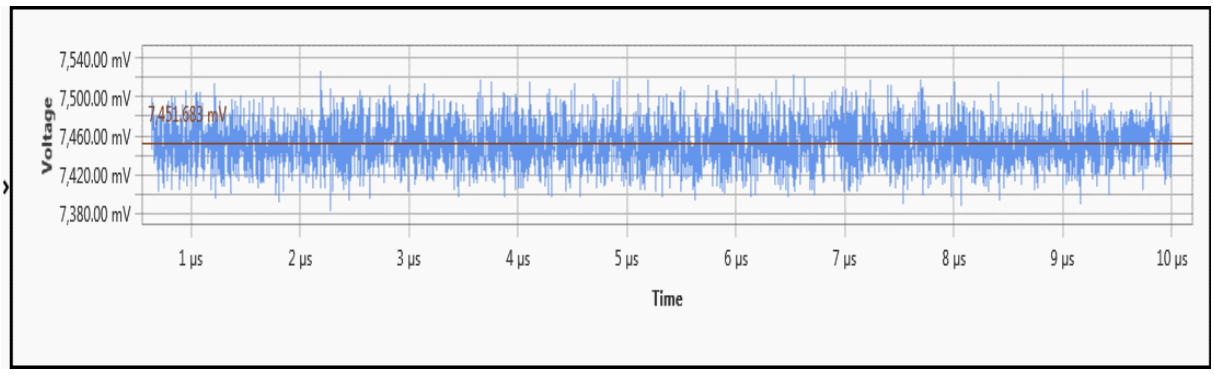

Picture

11-21 rue Hubble
Parc de la Haute borne
59650 Villeneuve d'Ascq – France
+33 320 746 630
smartcards@microprocess.com

2. Test: TC_AN20_POL_UND_01.010

a. Test Case Information

Operator	*Default Operator*
Description	*This test verifies poller power emission.*
Testing Date	*2020-08-18T14:34*
Device Name	*TCL2*
Device Serial Number	*MP3.12.35.20*
Firmware version	*43.0*
Driver version	*1.29*
MPManager version	*3.6.4*
Test case status	*PASSED*

b. Test Log

TC_AN20_POL_UND_01.010

This test verifies poller power emission.

Parameters:

Device Configuration:

Poller: Device Under Test

NFC Forum Reference Device: Listener 1

Jumper Configuration:

Position J3 at position 1 (820 Ω)

Position: 010

Attempt 1

11-21 rue Hubble
Parc de la Haute borne
59650 Villeneuve d'Ascq – France
+33 320 746 630
smartcards@microprossx.com

Mesured power emission of 7.433 V is more than specified value : 4.98 V at +/- 4.0 %

The voltage VOV measured on the NFC Forum Reference Listening Device, must be inside the minimum and maximum limits.

The power emission of the Polling Device under test is compliant.

TC_AN20_POL_UND_01.010 passed.

c. MPLog Traces

Trace 1: C:\Users\MICROPROSS\Desktop\Project\san\TS_MPM3_NFC Forum Analog_v3.2.1\NFC Forum Analog Test Suite\[Default Session] Traces\[_1][J1]TC_AN20_POL_UND_01.010[2020-08-18T143404]\Attempt 1\Trace.mplog

d. Pictures

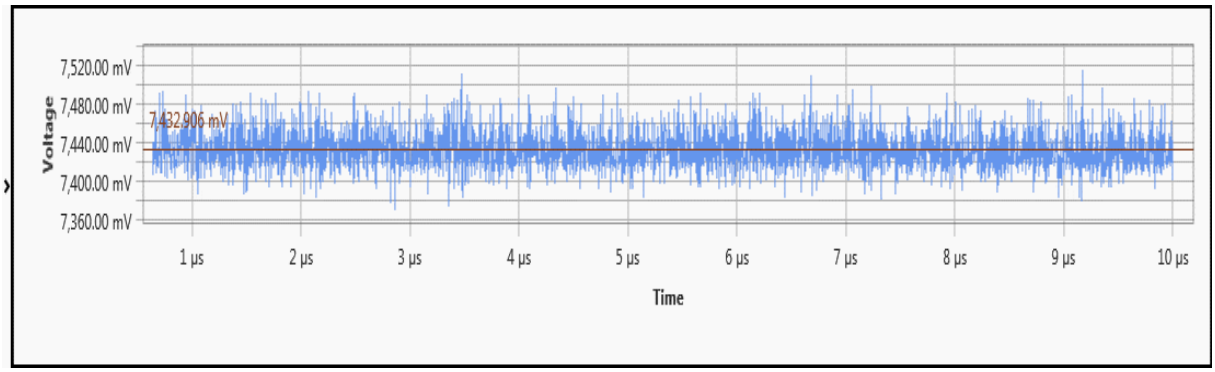

Picture

11-21 rue Hubble
Parc de la Haute borne
59650 Villeneuve d'Ascq – France
+33 320 746 630
smartcards@microprocess.com

3. Test: TC_AN20_POL_UND_01.011

a. Test Case Information

Operator	*Default Operator*
Description	*This test verifies poller power emission.*
Testing Date	*2020-08-18T14:36*
Device Name	*TCL2*
Device Serial Number	*MP3.12.35.20*
Firmware version	*43.0*
Driver version	*1.29*
MPManager version	*3.6.4*
Test case status	*PASSED*

b. Test Log

TC_AN20_POL_UND_01.011

This test verifies poller power emission.

Parameters:

Device Configuration:

Poller: Device Under Test

NFC Forum Reference Device: Listener 1

Jumper Configuration:

Position J3 at position 1 (820 Ω)

Position: 011

Attempt 1

11-21 rue Hubble
Parc de la Haute borne
59650 Villeneuve d'Ascq – France
+33 320 746 630
smartcards@micropross.com

Mesured power emission of 7.486 V is more than specified value : 4.98 V at +/- 4.0 %

The voltage VOV measured on the NFC Forum Reference Listening Device, must be inside the minimum and maximum limits.

The power emission of the Polling Device under test is compliant.

TC_AN20_POL_UND_01.011 passed.

c. MPLog Traces

Trace 1: C:\Users\MICROPROSS\Desktop\Project\san\TS_MPM3_NFC Forum Analog_v3.2.1\NFC Forum Analog Test Suite\[Default Session] Traces\[_1][J1]TC_AN20_POL_UND_01.011[2020-08-18T143600]\Attempt 1\Trace.mplog

d. Pictures

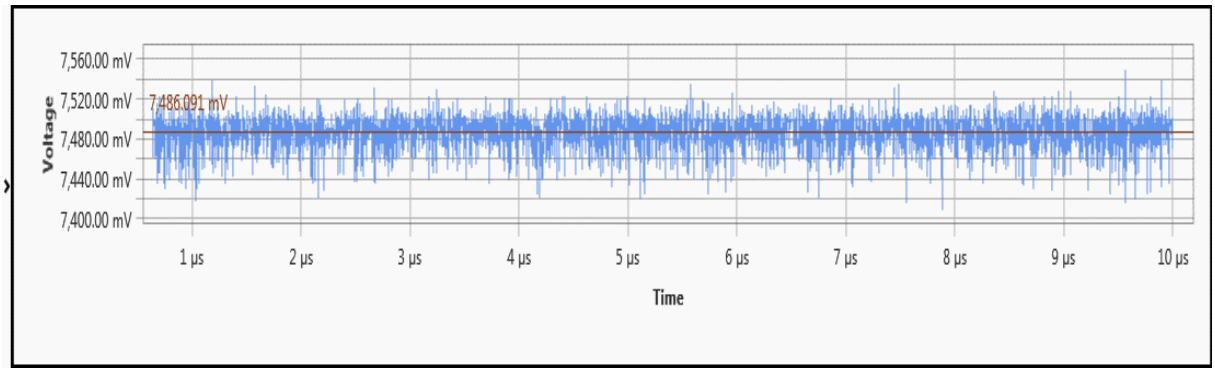

Picture

11-21 rue Hubble
Parc de la Haute borne
59650 Villeneuve d'Ascq – France
+33 320 746 630
smartcards@microprocss.com

4. Test: TC_AN20_POL_UND_01.012

a. Test Case Information

Operator	*Default Operator*
Description	*This test verifies poller power emission.*
Testing Date	*2020-08-18T14:38*
Device Name	*TCL2*
Device Serial Number	*MP3.12.35.20*
Firmware version	*43.0*
Driver version	*1.29*
MPManager version	*3.6.4*
Test case status	*PASSED*

b. Test Log

TC_AN20_POL_UND_01.012

This test verifies poller power emission.

Parameters:

Device Configuration:

Poller: Device Under Test

NFC Forum Reference Device: Listener 1

Jumper Configuration:

Position J3 at position 1 (820 Ω)

Position: 012

Attempt 1

11-21 rue Hubble
Parc de la Haute borne
59650 Villeneuve d'Ascq – France
+33 320 746 630
smartcards@microprossx.com

Mesured power emission of 7.434 V is more than specified value : 4.98 V at +/- 4.0 %

The voltage VOV measured on the NFC Forum Reference Listening Device, must be inside the minimum and maximum limits.

The power emission of the Polling Device under test is compliant.

TC_AN20_POL_UND_01.012 passed.

c. MPLog Traces

Trace 1: C:\Users\MICROPROSS\Desktop\Project\san\TS_MPM3_NFC Forum Analog_v3.2.1\NFC Forum Analog Test Suite\[Default Session] Traces\[_1][J1]TC_AN20_POL_UND_01.012[2020-08-18T143814]\Attempt 1\Trace.mplog

d. Pictures

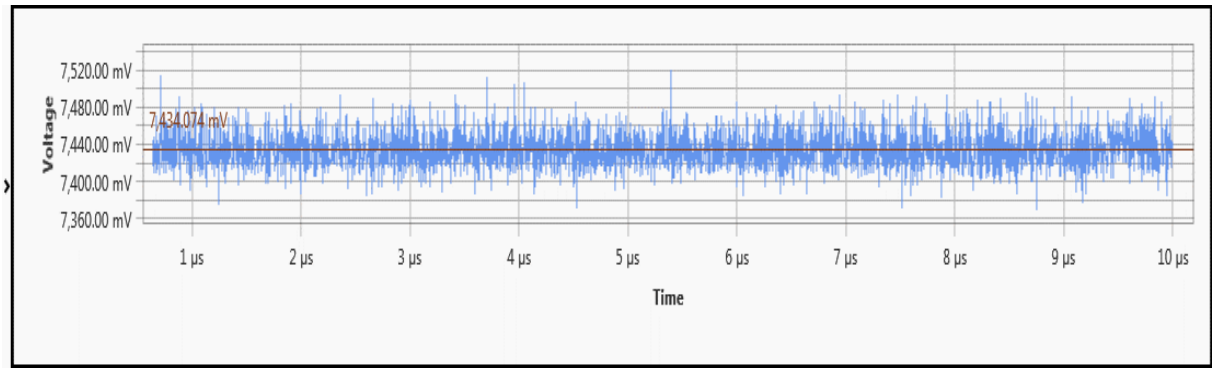

Picture

11-21 rue Hubble
Parc de la Haute borne
59650 Villeneuve d'Ascq – France
+33 320 746 630
smartcards@microprocess.com

5. Test: TC_AN20_POL_UND_01.013

a. Test Case Information

Operator	*Default Operator*
Description	*This test verifies poller power emission.*
Testing Date	*2020-08-18T14:40*
Device Name	*TCL2*
Device Serial Number	*MP3.12.35.20*
Firmware version	*43.0*
Driver version	*1.29*
MPManager version	*3.6.4*
Test case status	*PASSED*

b. Test Log

TC_AN20_POL_UND_01.013

This test verifies poller power emission.

Parameters:

Device Configuration:

Poller: Device Under Test

NFC Forum Reference Device: Listener 1

Jumper Configuration:

Position J3 at position 1 (820 Ω)

Position: 013

Attempt 1

11-21 rue Hubble
Parc de la Haute borne
59650 Villeneuve d'Ascq – France
+33 320 746 630
smartcards@micropross.com

Mesured power emission of 7.481 V is more than specified value : 4.98 V at +/- 4.0 %

The voltage VOV measured on the NFC Forum Reference Listening Device, must be inside the minimum and maximum limits.

The power emission of the Polling Device under test is compliant.

TC_AN20_POL_UND_01.013 passed.

c. MPLog Traces

Trace 1: C:\Users\MICROPROSS\Desktop\Project\san\TS_MPM3_NFC Forum Analog_v3.2.1\NFC Forum Analog Test Suite\[Default Session] Traces\[_1][J1]TC_AN20_POL_UND_01.013[2020-08-18T144024]\Attempt 1\Trace.mplog

d. Pictures

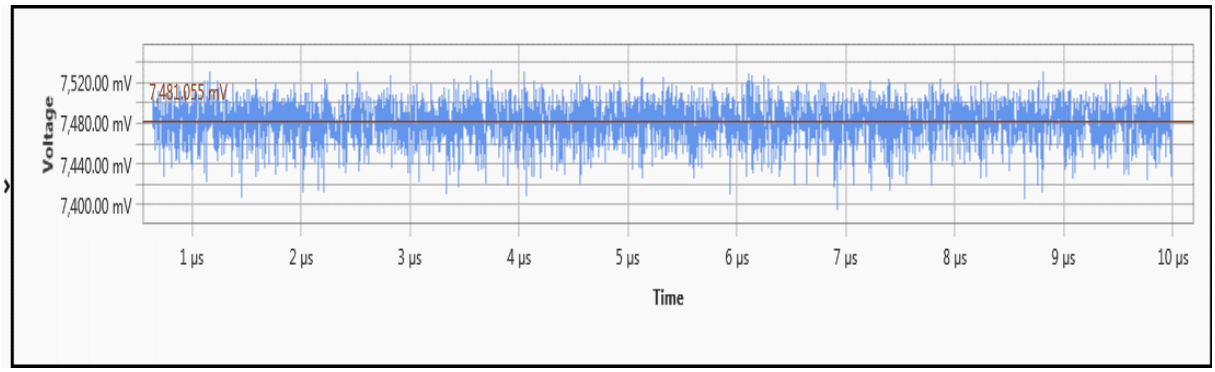

Picture

11-21 rue Hubble
Parc de la Haute borne
59650 Villeneuve d'Ascq – France
+33 320 746 630
smartcards@microprossx.com

6. Test: TC_AN20_POL_UND_01.100

a. Test Case Information

Operator	*Default Operator*
Description	*This test verifies poller power emission.*
Testing Date	*2020-08-18T14:42*
Device Name	*TCL2*
Device Serial Number	*MP3.12.35.20*
Firmware version	*43.0*
Driver version	*1.29*
MPManager version	*3.6.4*
Test case status	*PASSED*

b. Test Log

TC_AN20_POL_UND_01.100

This test verifies poller power emission.

Parameters:

Device Configuration:

Poller: Device Under Test

NFC Forum Reference Device: Listener 1

Jumper Configuration:

Position J3 at position 1 (820 Ω)

Position: 100

Attempt 1

11-21 rue Hubble
Parc de la Haute borne
59650 Villeneuve d'Ascq – France
+33 320 746 630
smartcards@microprossss.com

Mesured power emission of 7.736 V is more than specified value : 4.98 V at +/- 4.0 %

The voltage VOV measured on the NFC Forum Reference Listening Device, must be inside the minimum and maximum limits.

The power emission of the Polling Device under test is compliant.

TC_AN20_POL_UND_01.100 passed.

c. MPLog Traces

Trace 1: C:\Users\MICROPROSS\Desktop\Project\san\TS_MPM3_NFC Forum Analog_v3.2.1\NFC Forum Analog Test Suite\[Default Session] Traces\[_1][J1]TC_AN20_POL_UND_01.100[2020-08-18T144241]\Attempt 1\Trace.mplog

d. Pictures

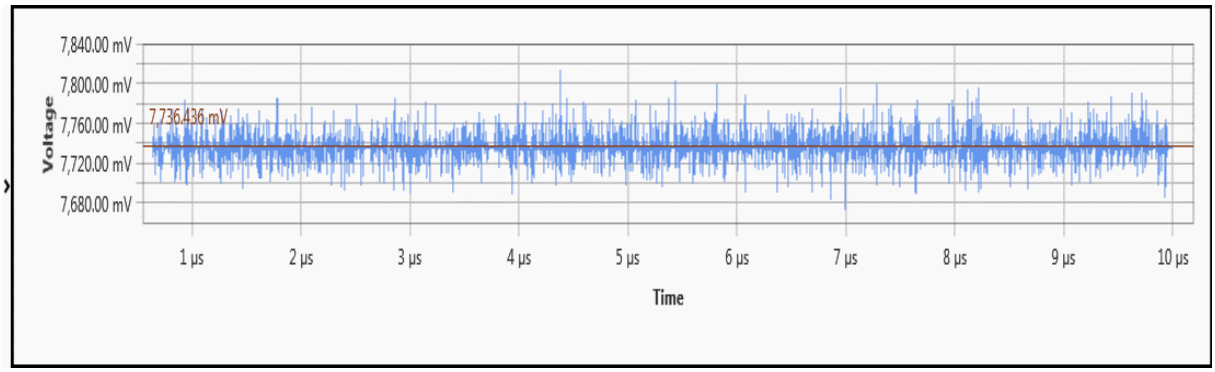

Picture

11-21 rue Hubble
Parc de la Haute borne
59650 Villeneuve d'Ascq – France
+33 320 746 630
smartcards@microprross.com

7. Test: TC_AN20_POL_UND_01.110

a. Test Case Information

Operator	*Default Operator*
Description	*This test verifies poller power emission.*
Testing Date	*2020-08-18T14:46*
Device Name	*TCL2*
Device Serial Number	*MP3.12.35.20*
Firmware version	*43.0*
Driver version	*1.29*
MPManager version	*3.6.4*
Test case status	*PASSED*

b. Test Log

TC_AN20_POL_UND_01.110

This test verifies poller power emission.

Parameters:

Device Configuration:

Poller: Device Under Test

NFC Forum Reference Device: Listener 1

Jumper Configuration:

Position J3 at position 1 (820 Ω)

Position: 110

Attempt 1

11-21 rue Hubble
Parc de la Haute borne
59650 Villeneuve d'Ascq – France
+33 320 746 630
smartcards@microprossx.com

Mesured power emission of 7.746 V is more than specified value : 4.98 V at +/- 4.0 %

The voltage VOV measured on the NFC Forum Reference Listening Device, must be inside the minimum and maximum limits.

The power emission of the Polling Device under test is compliant.

TC_AN20_POL_UND_01.110 passed.

c. MPLog Traces

Trace 1: C:\Users\MICROPROSS\Desktop\Project\san\TS_MPM3_NFC Forum Analog_v3.2.1\NFC Forum Analog Test Suite\[Default Session] Traces\[_1][J1]TC_AN20_POL_UND_01.110[2020-08-18T144639]\Attempt 1\Trace.mplog

d. Pictures

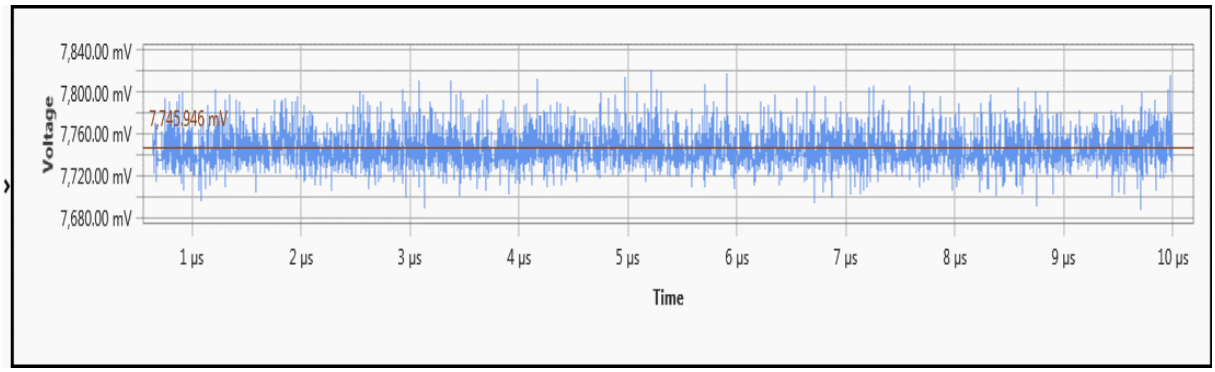

Picture

11-21 rue Hubble
Parc de la Haute borne
59650 Villeneuve d'Ascq – France
+33 320 746 630
smartcards@microprross.com

8. Test: TC_AN20_POL_UND_01.111

a. Test Case Information

Operator	*Default Operator*
Description	*This test verifies poller power emission.*
Testing Date	*2020-08-18T14:49*
Device Name	*TCL2*
Device Serial Number	*MP3.12.35.20*
Firmware version	*43.0*
Driver version	*1.29*
MPManager version	*3.6.4*
Test case status	*PASSED*

b. Test Log

TC_AN20_POL_UND_01.111

This test verifies poller power emission.

Parameters:

Device Configuration:

Poller: Device Under Test

NFC Forum Reference Device: Listener 1

Jumper Configuration:

Position J3 at position 1 (820 Ω)

Position: 111

Attempt 1

11-21 rue Hubble
Parc de la Haute borne
59650 Villeneuve d'Ascq – France
+33 320 746 630
smartcards@microprossss.com

Mesured power emission of 7.759 V is more than specified value : 4.98 V at +/- 4.0 %

The voltage VOV measured on the NFC Forum Reference Listening Device, must be inside the minimum and maximum limits.

The power emission of the Polling Device under test is compliant.

TC_AN20_POL_UND_01.111 passed.

c. MPLog Traces

Trace 1: C:\Users\MICROPROSS\Desktop\Project\san\TS_MPM3_NFC Forum Analog_v3.2.1\NFC Forum Analog Test Suite\[Default Session] Traces\[_1][J1]TC_AN20_POL_UND_01.111[2020-08-18T144912]\Attempt 1\Trace.mplog

d. Pictures

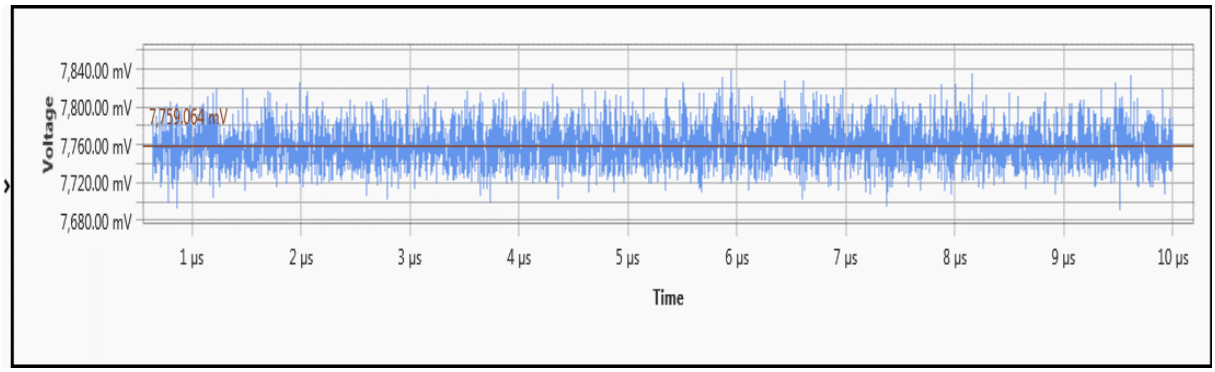

Picture

11-21 rue Hubble
Parc de la Haute borne
59650 Villeneuve d'Ascq – France
+33 320 746 630
smartcards@microprossx.com

9. Test: TC_AN20_POL_UND_01.112

a. Test Case Information

Operator	*Default Operator*
Description	*This test verifies poller power emission.*
Testing Date	*2020-08-18T14:51*
Device Name	*TCL2*
Device Serial Number	*MP3.12.35.20*
Firmware version	*43.0*
Driver version	*1.29*
MPManager version	*3.6.4*
Test case status	*PASSED*

b. Test Log

TC_AN20_POL_UND_01.112

This test verifies poller power emission.

Parameters:

Device Configuration:

Poller: Device Under Test

NFC Forum Reference Device: Listener 1

Jumper Configuration:

Position J3 at position 1 (820 Ω)

Position: 112

Attempt 1

11-21 rue Hubble
Parc de la Haute borne
59650 Villeneuve d'Ascq – France
+33 320 746 630
smartcards@micropross.com

Mesured power emission of 7.716 V is more than specified value : 4.98 V at +/- 4.0 %

The voltage VOV measured on the NFC Forum Reference Listening Device, must be inside the minimum and maximum limits.

The power emission of the Polling Device under test is compliant.

TC_AN20_POL_UND_01.112 passed.

c. MPLog Traces

Trace 1: C:\Users\MICROPROSS\Desktop\Project\san\TS_MPM3_NFC Forum Analog_v3.2.1\NFC Forum Analog Test Suite\[Default Session] Traces\[_1][J1]TC_AN20_POL_UND_01.112[2020-08-18T145125]\Attempt 1\Trace.mplog

d. Pictures

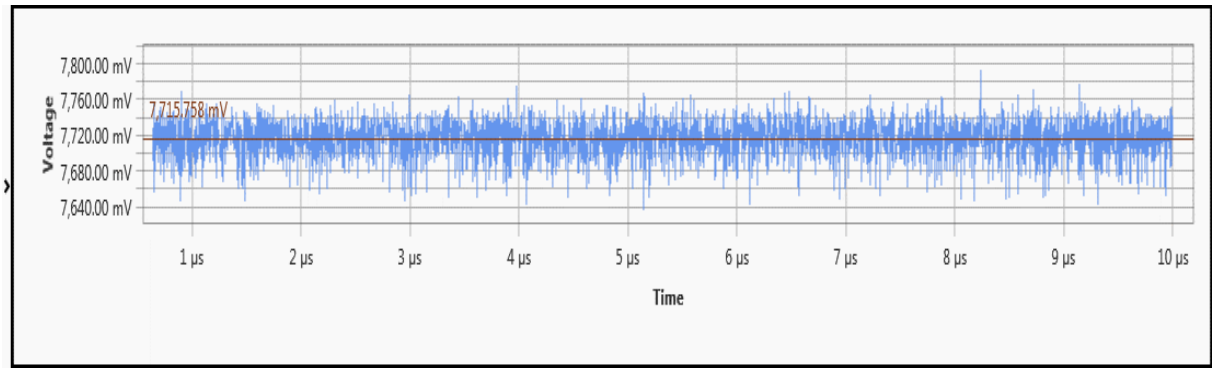

Picture

11-21 rue Hubble
Parc de la Haute borne
59650 Villeneuve d'Ascq – France
+33 320 746 630
smartcards@microprocess.com

10. Test: TC_AN20_POL_UND_01.113

a. Test Case Information

Operator	*Default Operator*
Description	*This test verifies poller power emission.*
Testing Date	*2020-08-18T14:53*
Device Name	*TCL2*
Device Serial Number	*MP3.12.35.20*
Firmware version	*43.0*
Driver version	*1.29*
MPManager version	*3.6.4*
Test case status	*PASSED*

b. Test Log

TC_AN20_POL_UND_01.113

This test verifies poller power emission.

Parameters:

Device Configuration:

Poller: Device Under Test

NFC Forum Reference Device: Listener 1

Jumper Configuration:

Position J3 at position 1 (820 Ω)

Position: 113

Attempt 1

11-21 rue Hubble
Parc de la Haute borne
59650 Villeneuve d'Ascq – France
+33 320 746 630
smartcards@microprossss.com

Mesured power emission of 7.765 V is more than specified value : 4.98 V at +/- 4.0 %

The voltage VOV measured on the NFC Forum Reference Listening Device, must be inside the minimum and maximum limits.

The power emission of the Polling Device under test is compliant.

TC_AN20_POL_UND_01.113 passed.

c. MPLog Traces

Trace 1: C:\Users\MICROPROSS\Desktop\Project\san\TS_MPM3_NFC Forum Analog_v3.2.1\NFC Forum Analog Test Suite\[Default Session] Traces\[_1][J1]TC_AN20_POL_UND_01.113[2020-08-18T145338]\Attempt 1\Trace.mplog

d. Pictures

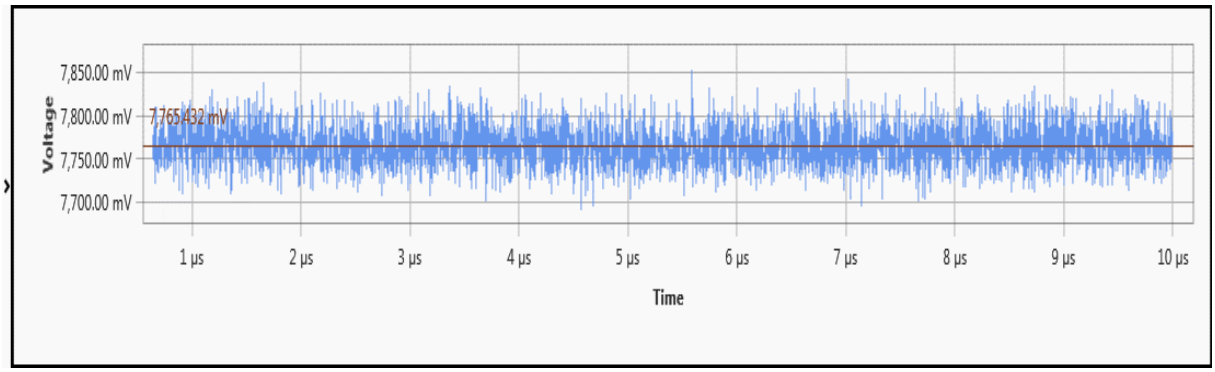

Picture

11-21 rue Hubble
Parc de la Haute borne
59650 Villeneuve d'Ascq – France
+33 320 746 630
smartcards@microprocess.com

11. Test: TC_AN20_POL_UND_01.120

a. Test Case Information

Operator	*Default Operator*
Description	*This test verifies poller power emission.*
Testing Date	*2020-08-18T14:56*
Device Name	*TCL2*
Device Serial Number	*MP3.12.35.20*
Firmware version	*43.0*
Driver version	*1.29*
MPManager version	*3.6.4*
Test case status	*PASSED*

b. Test Log

TC_AN20_POL_UND_01.120

This test verifies poller power emission.

Parameters:

Device Configuration:

Poller: Device Under Test

NFC Forum Reference Device: Listener 1

Jumper Configuration:

Position J3 at position 1 (820 Ω)

Position: 120

Attempt 1

11-21 rue Hubble
Parc de la Haute borne
59650 Villeneuve d'Ascq – France
+33 320 746 630
smartcards@microprossx.com

Mesured power emission of 7.783 V is more than specified value : 4.98 V at +/- 4.0 %

The voltage VOV measured on the NFC Forum Reference Listening Device, must be inside the minimum and maximum limits.

The power emission of the Polling Device under test is compliant.

TC_AN20_POL_UND_01.120 passed.

c. MPLog Traces

Trace 1: C:\Users\MICROPROSS\Desktop\Project\san\TS_MPM3_NFC Forum Analog_v3.2.1\NFC Forum Analog Test Suite\[Default Session] Traces\[_1][J1]TC_AN20_POL_UND_01.120[2020-08-18T145643]\Attempt 1\Trace.mplog

d. Pictures

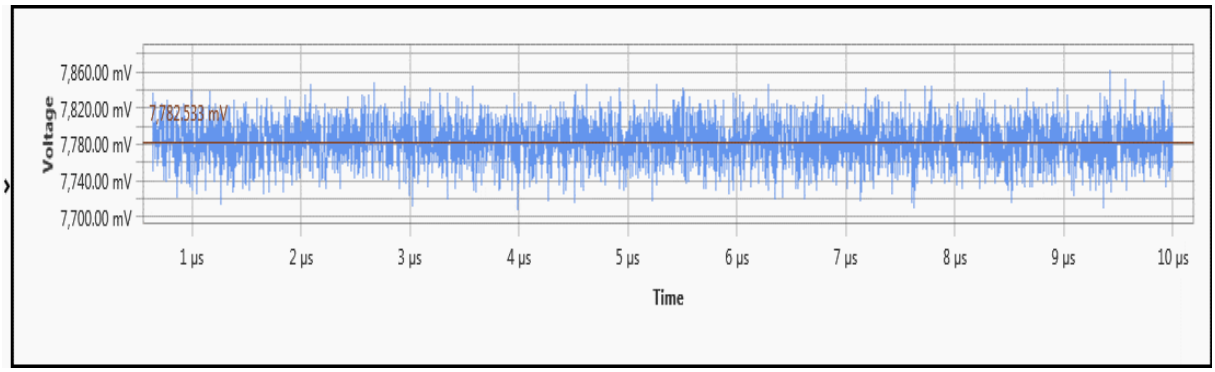

Picture

11-21 rue Hubble
Parc de la Haute borne
59650 Villeneuve d'Ascq – France
+33 320 746 630
smartcards@microprross.com

12. Test: TC_AN20_POL_UND_01.121

a. Test Case Information

Operator	*Default Operator*
Description	*This test verifies poller power emission.*
Testing Date	*2020-08-18T14:59*
Device Name	*TCL2*
Device Serial Number	*MP3.12.35.20*
Firmware version	*43.0*
Driver version	*1.29*
MPManager version	*3.6.4*
Test case status	*PASSED*

b. Test Log

TC_AN20_POL_UND_01.121

This test verifies poller power emission.

Parameters:

Device Configuration:

Poller: Device Under Test

NFC Forum Reference Device: Listener 1

Jumper Configuration:

Position J3 at position 1 (820 Ω)

Position: 121

Attempt 1

11-21 rue Hubble
Parc de la Haute borne
59650 Villeneuve d'Ascq – France
+33 320 746 630
smartcards@micropross.com

Mesured power emission of 7.853 V is more than specified value : 4.98 V at +/- 4.0 %

The voltage VOV measured on the NFC Forum Reference Listening Device, must be inside the minimum and maximum limits.

The power emission of the Polling Device under test is compliant.

TC_AN20_POL_UND_01.121 passed.

c. MPLog Traces

Trace 1: C:\Users\MICROPROSS\Desktop\Project\san\TS_MPM3_NFC Forum Analog_v3.2.1\NFC Forum Analog Test Suite\[Default Session] Traces\[_1][J1]TC_AN20_POL_UND_01.121[2020-08-18T145917]\Attempt 1\Trace.mplog

d. Pictures

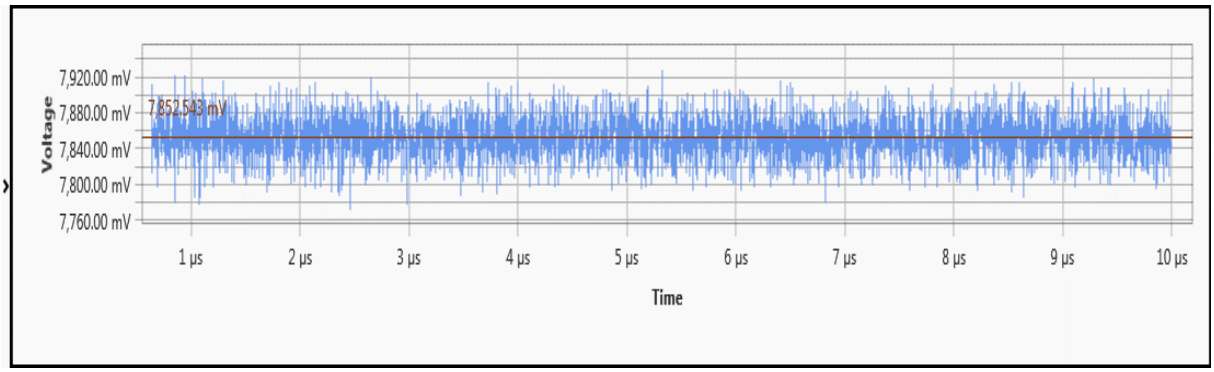

Picture

11-21 rue Hubble
Parc de la Haute borne
59650 Villeneuve d'Ascq – France
+33 320 746 630
smartcards@microprocss.com

13. Test: TC_AN20_POL_UND_01.122

a. Test Case Information

Operator	*Default Operator*
Description	*This test verifies poller power emission.*
Testing Date	*2020-08-18T15:01*
Device Name	*TCL2*
Device Serial Number	*MP3.12.35.20*
Firmware version	*43.0*
Driver version	*1.29*
MPManager version	*3.6.4*
Test case status	*PASSED*

b. Test Log

TC_AN20_POL_UND_01.122

This test verifies poller power emission.

Parameters:

Device Configuration:

Poller: Device Under Test

NFC Forum Reference Device: Listener 1

Jumper Configuration:

Position J3 at position 1 (820 Ω)

Position: 122

Attempt 1

11-21 rue Hubble
Parc de la Haute borne
59650 Villeneuve d'Ascq – France
+33 320 746 630
smartcards@micropross.com

Mesured power emission of 7.711 V is more than specified value : 4.98 V at +/- 4.0 %

The voltage VOV measured on the NFC Forum Reference Listening Device, must be inside the minimum and maximum limits.

The power emission of the Polling Device under test is compliant.

TC_AN20_POL_UND_01.122 passed.

c. MPLog Traces

Trace 1: C:\Users\MICROPROSS\Desktop\Project\san\TS_MPM3_NFC Forum Analog_v3.2.1\NFC Forum Analog Test Suite\[Default Session] Traces\[_1][J1]TC_AN20_POL_UND_01.122[2020-08-18T150146]\Attempt 1\Trace.mplog

d. Pictures

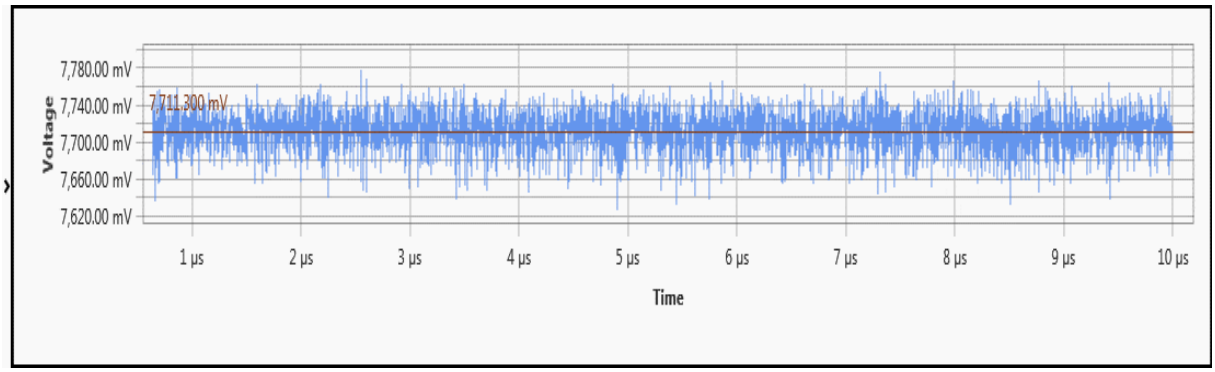

Picture

11-21 rue Hubble
Parc de la Haute borne
59650 Villeneuve d'Ascq – France
+33 320 746 630
smartcards@microprocess.com

14. Test: TC_AN20_POL_UND_01.123

a. Test Case Information

Operator	*Default Operator*
Description	*This test verifies poller power emission.*
Testing Date	*2020-08-18T15:04*
Device Name	*TCL2*
Device Serial Number	*MP3.12.35.20*
Firmware version	*43.0*
Driver version	*1.29*
MPManager version	*3.6.4*
Test case status	*PASSED*

b. Test Log

TC_AN20_POL_UND_01.123

This test verifies poller power emission.

Parameters:

Device Configuration:

Poller: Device Under Test

NFC Forum Reference Device: Listener 1

Jumper Configuration:

Position J3 at position 1 (820 Ω)

Position: 123

Attempt 1

11-21 rue Hubble
Parc de la Haute borne
59650 Villeneuve d'Ascq – France
+33 320 746 630
smartcards@micropross.com

Mesured power emission of 7.858 V is more than specified value : 4.98 V at +/- 4.0 %

The voltage VOV measured on the NFC Forum Reference Listening Device, must be inside the minimum and maximum limits.

The power emission of the Polling Device under test is compliant.

TC_AN20_POL_UND_01.123 passed.

c. MPLog Traces

Trace 1: C:\Users\MICROPROSS\Desktop\Project\san\TS_MPM3_NFC Forum Analog_v3.2.1\NFC Forum Analog Test Suite\[Default Session] Traces\[_1][J1]TC_AN20_POL_UND_01.123[2020-08-18T150402]\Attempt 1\Trace.mplog

d. Pictures

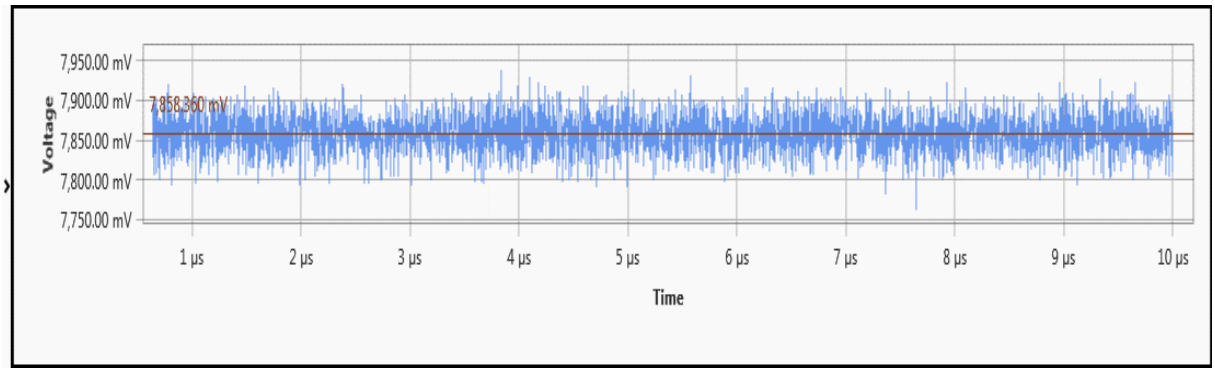

Picture

11-21 rue Hubble
Parc de la Haute borne
59650 Villeneuve d'Ascq – France
+33 320 746 630
smartcards@microprocess.com

15. Test: TC_AN20_POL_UND_02.000

a. Test Case Information

Operator	*Default Operator*
Description	*This test verifies poller power emission.*
Testing Date	*2020-08-18T14:32*
Device Name	*TCL2*
Device Serial Number	*MP3.12.35.20*
Firmware version	*43.0*
Driver version	*1.29*
MPManager version	*3.6.4*
Test case status	*PASSED*

b. Test Log

TC_AN20_POL_UND_02.000

This test verifies poller power emission.

Parameters:

Device Configuration:

Poller: Device Under Test

NFC Forum Reference Device: Listener 1

Jumper Configuration:

Position J3 at position 2 (82 Ω)

Position: 000

Attempt 1

11-21 rue Hubble
Parc de la Haute borne
59650 Villeneuve d'Ascq – France
+33 320 746 630
smartcards@microprossx.com

Mesured power emission of 1.654 V is less than specified value : 2.85 V at +/- 4.0 %

The voltage VOV measured on the NFC Forum Reference Listening Device, must be inside the minimum and maximum limits.

The power emission of the Polling Device under test is compliant.

TC_AN20_POL_UND_02.000 passed.

c. MPLog Traces

Trace 1: C:\Users\MICROPROSS\Desktop\Project\san\TS_MPM3_NFC Forum Analog_v3.2.1\NFC Forum Analog Test Suite\[Default Session] Traces\[_1][J2]TC_AN20_POL_UND_02.000[2020-08-18T143244]\Attempt 1\Trace.mplog

d. Pictures

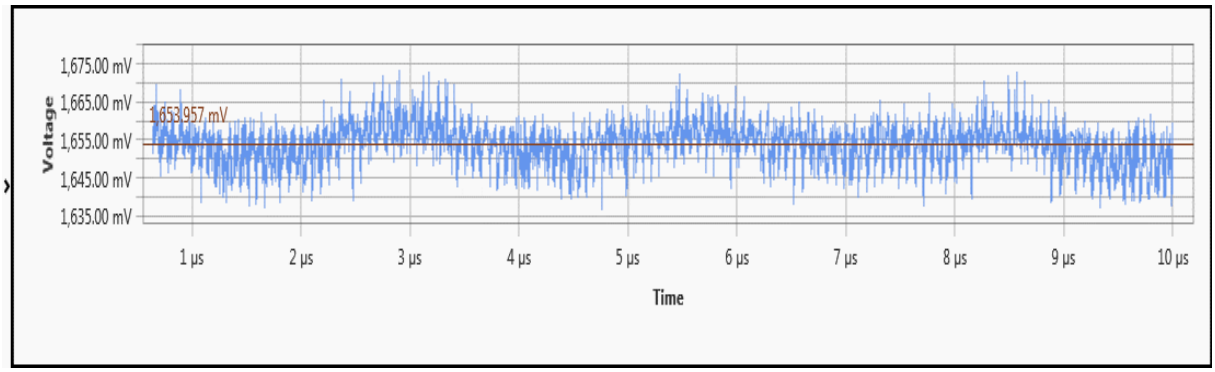

Picture

11-21 rue Hubble
Parc de la Haute borne
59650 Villeneuve d'Ascq – France
+33 320 746 630
smartcards@microprross.com

16. Test: TC_AN20_POL_UND_02.010

a. Test Case Information

Operator	*Default Operator*
Description	*This test verifies poller power emission.*
Testing Date	*2020-08-18T14:35*
Device Name	*TCL2*
Device Serial Number	*MP3.12.35.20*
Firmware version	*43.0*
Driver version	*1.29*
MPManager version	*3.6.4*
Test case status	*PASSED*

b. Test Log

TC_AN20_POL_UND_02.010

This test verifies poller power emission.

Parameters:

Device Configuration:

Poller: Device Under Test

NFC Forum Reference Device: Listener 1

Jumper Configuration:

Position J3 at position 2 (82 Ω)

Position: 010

Attempt 1

11-21 rue Hubble
Parc de la Haute borne
59650 Villeneuve d'Ascq – France
+33 320 746 630
smartcards@microprossss.com

Mesured power emission of 1.663 V is less than specified value : 2.85 V at +/- 4.0 %

The voltage VOV measured on the NFC Forum Reference Listening Device, must be inside the minimum and maximum limits.

The power emission of the Polling Device under test is compliant.

TC_AN20_POL_UND_02.010 passed.

c. MPLog Traces

Trace 1: C:\Users\MICROPROSS\Desktop\Project\san\TS_MPM3_NFC Forum Analog_v3.2.1\NFC Forum Analog Test Suite\[Default Session] Traces\[_1][J2]TC_AN20_POL_UND_02.010[2020-08-18T143511]\Attempt 1\Trace.mplog

d. Pictures

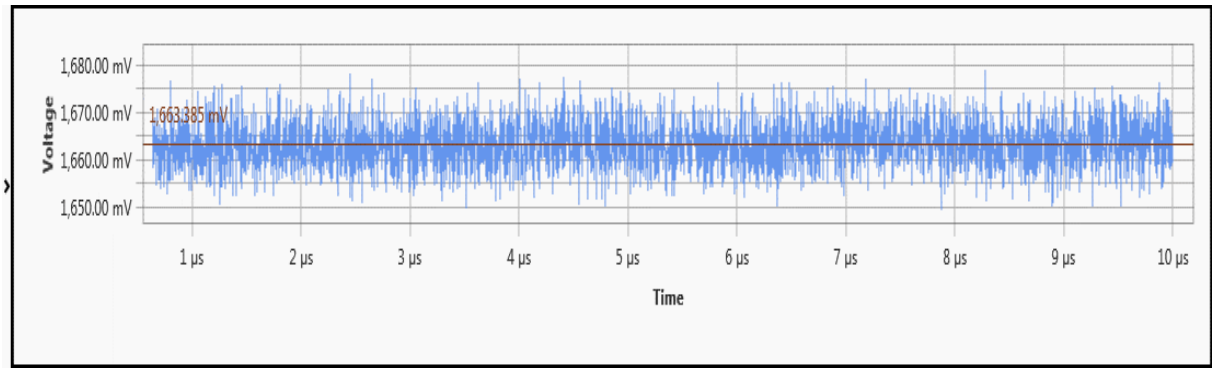

Picture

11-21 rue Hubble
Parc de la Haute borne
59650 Villeneuve d'Ascq – France
+33 320 746 630
smartcards@microprossx.com

17. Test: TC_AN20_POL_UND_02.011

a. Test Case Information

Operator	*Default Operator*
Description	*This test verifies poller power emission.*
Testing Date	*2020-08-18T14:37*
Device Name	*TCL2*
Device Serial Number	*MP3.12.35.20*
Firmware version	*43.0*
Driver version	*1.29*
MPManager version	*3.6.4*
Test case status	*PASSED*

b. Test Log

TC_AN20_POL_UND_02.011

This test verifies poller power emission.

Parameters:

Device Configuration:

Poller: Device Under Test

NFC Forum Reference Device: Listener 1

Jumper Configuration:

Position J3 at position 2 (82 Ω)

Position: 011

Attempt 1

11-21 rue Hubble
Parc de la Haute borne
59650 Villeneuve d'Ascq – France
+33 320 746 630
smartcards@micropross.com

Mesured power emission of 1.652 V is less than specified value : 2.85 V at +/- 4.0 %

The voltage VOV measured on the NFC Forum Reference Listening Device, must be inside the minimum and maximum limits.

The power emission of the Polling Device under test is compliant.

TC_AN20_POL_UND_02.011 passed.

c. MPLog Traces

Trace 1: C:\Users\MICROPROSS\Desktop\Project\san\TS_MPM3_NFC Forum Analog_v3.2.1\NFC Forum Analog Test Suite\[Default Session] Traces\[_1][J2]TC_AN20_POL_UND_02.011[2020-08-18T143733]\Attempt 1\Trace.mplog

d. Pictures

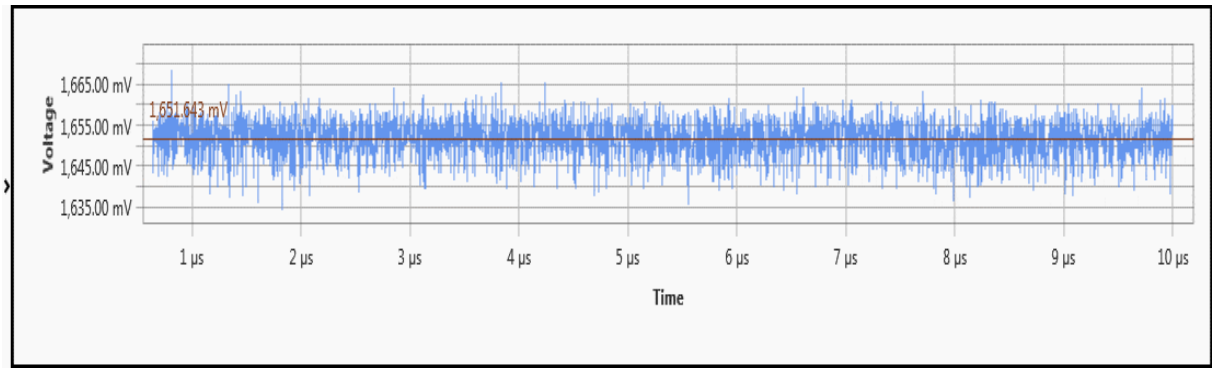

Picture

11-21 rue Hubble
Parc de la Haute borne
59650 Villeneuve d'Ascq – France
+33 320 746 630
smartcards@microprocess.com

18. Test: TC_AN20_POL_UND_02.012

a. Test Case Information

Operator	*Default Operator*
Description	*This test verifies poller power emission.*
Testing Date	*2020-08-18T14:39*
Device Name	*TCL2*
Device Serial Number	*MP3.12.35.20*
Firmware version	*43.0*
Driver version	*1.29*
MPManager version	*3.6.4*
Test case status	*PASSED*

b. Test Log

TC_AN20_POL_UND_02.012

This test verifies poller power emission.

Parameters:

Device Configuration:

Poller: Device Under Test

NFC Forum Reference Device: Listener 1

Jumper Configuration:

Position J3 at position 2 (82 Ω)

Position: 012

Attempt 1

11-21 rue Hubble
Parc de la Haute borne
59650 Villeneuve d'Ascq – France
+33 320 746 630
smartcards@microprossx.com

Mesured power emission of 1.659 V is less than specified value : 2.85 V at +/- 4.0 %

The voltage VOV measured on the NFC Forum Reference Listening Device, must be inside the minimum and maximum limits.

The power emission of the Polling Device under test is compliant.

TC_AN20_POL_UND_02.012 passed.

c. MPLog Traces

Trace 1: C:\Users\MICROPROSS\Desktop\Project\san\TS_MPM3_NFC Forum Analog_v3.2.1\NFC Forum Analog Test Suite\[Default Session] Traces\[_1][J2]TC_AN20_POL_UND_02.012[2020-08-18T143953]\Attempt 1\Trace.mplog

d. Pictures

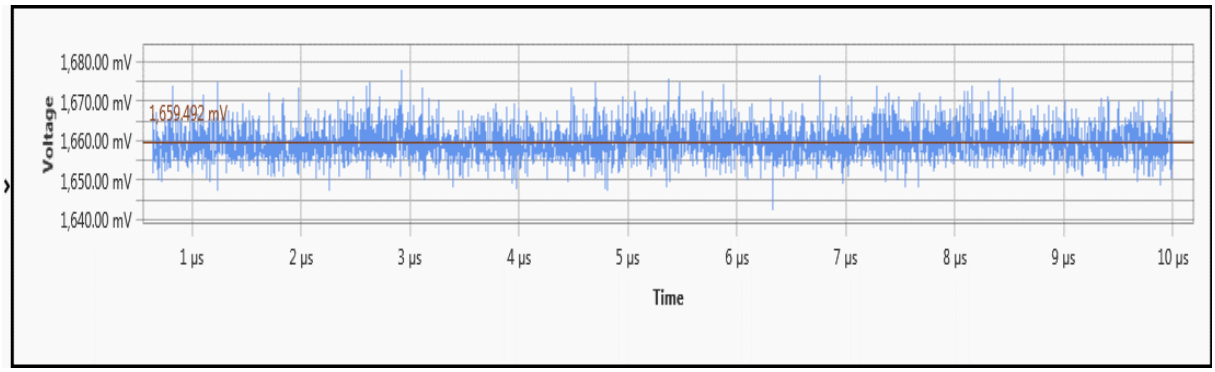

Picture

11-21 rue Hubble
Parc de la Haute borne
59650 Villeneuve d'Ascq – France
+33 320 746 630
smartcards@microprocss.com

19. Test: TC_AN20_POL_UND_02.013

a. Test Case Information

Operator	*Default Operator*
Description	*This test verifies poller power emission.*
Testing Date	*2020-08-18T14:42*
Device Name	*TCL2*
Device Serial Number	*MP3.12.35.20*
Firmware version	*43.0*
Driver version	*1.29*
MPManager version	*3.6.4*
Test case status	*PASSED*

b. Test Log

TC_AN20_POL_UND_02.013

This test verifies poller power emission.

Parameters:

Device Configuration:

Poller: Device Under Test

NFC Forum Reference Device: Listener 1

Jumper Configuration:

Position J3 at position 2 (82 Ω)

Position: 013

Attempt 1

11-21 rue Hubble
Parc de la Haute borne
59650 Villeneuve d'Ascq – France
+33 320 746 630
smartcards@micropross.com

Mesured power emission of 1.654 V is less than specified value : 2.85 V at +/- 4.0 %

The voltage VOV measured on the NFC Forum Reference Listening Device, must be inside the minimum and maximum limits.

The power emission of the Polling Device under test is compliant.

TC_AN20_POL_UND_02.013 passed.

c. MPLog Traces

Trace 1: C:\Users\MICROPROSS\Desktop\Project\san\TS_MPM3_NFC Forum Analog_v3.2.1\NFC Forum Analog Test Suite\[Default Session] Traces\[_1][J2]TC_AN20_POL_UND_02.013[2020-08-18T144202]\Attempt 1\Trace.mplog

d. Pictures

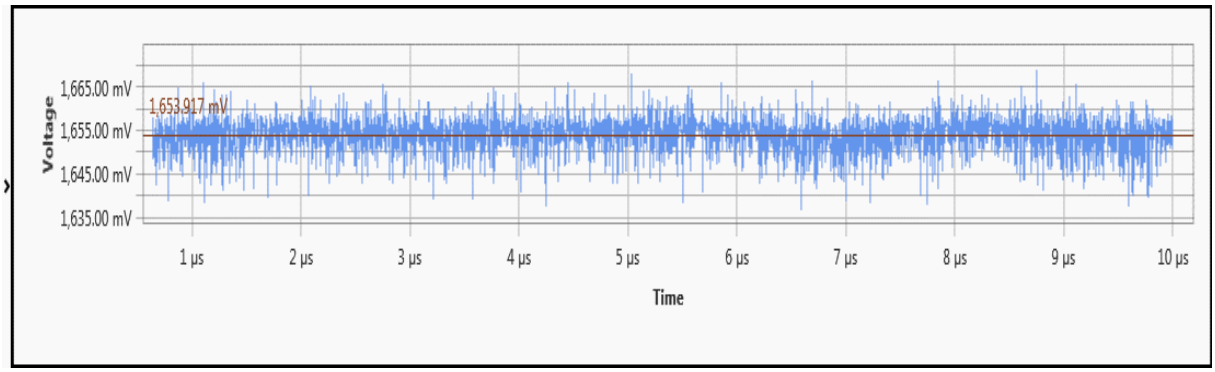

Picture

11-21 rue Hubble
Parc de la Haute borne
59650 Villeneuve d'Ascq – France
+33 320 746 630
smartcards@microprocess.com

20. Test: TC_AN20_POL_UND_02.100

a. Test Case Information

Operator	*Default Operator*
Description	*This test verifies poller power emission.*
Testing Date	*2020-08-18T14:46*
Device Name	*TCL2*
Device Serial Number	*MP3.12.35.20*
Firmware version	*43.0*
Driver version	*1.29*
MPManager version	*3.6.4*
Test case status	*PASSED*

b. Test Log

TC_AN20_POL_UND_02.100

This test verifies poller power emission.

Parameters:

Device Configuration:

Poller: Device Under Test

NFC Forum Reference Device: Listener 1

Jumper Configuration:

Position J3 at position 2 (82 Ω)

Position: 100

Attempt 1

11-21 rue Hubble
Parc de la Haute borne
59650 Villeneuve d'Ascq – France
+33 320 746 630
smartcards@microprossc.com

Mesured power emission of 1.551 V is less than specified value : 2.85 V at +/- 4.0 %

The voltage VOV measured on the NFC Forum Reference Listening Device, must be inside the minimum and maximum limits.

The power emission of the Polling Device under test is compliant.

TC_AN20_POL_UND_02.100 passed.

c. MPLog Traces

Trace 1: C:\Users\MICROPROSS\Desktop\Project\san\TS_MPM3_NFC Forum Analog_v3.2.1\NFC Forum Analog Test Suite\[Default Session] Traces\[_1][J2]TC_AN20_POL_UND_02.100[2020-08-18T144605]\Attempt 1\Trace.mplog

d. Pictures

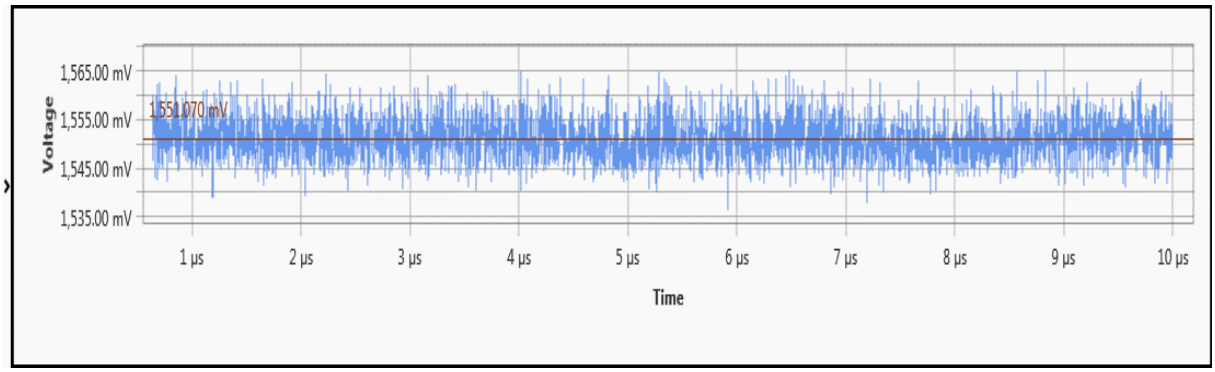

Picture

11-21 rue Hubble
Parc de la Haute borne
59650 Villeneuve d'Ascq – France
+33 320 746 630
smartcards@microprocss.com

21. Test: TC_AN20_POL_UND_02.110

a. Test Case Information

Operator	*Default Operator*
Description	*This test verifies poller power emission.*
Testing Date	*2020-08-18T14:48*
Device Name	*TCL2*
Device Serial Number	*MP3.12.35.20*
Firmware version	*43.0*
Driver version	*1.29*
MPManager version	*3.6.4*
Test case status	*PASSED*

b. Test Log

TC_AN20_POL_UND_02.110

This test verifies poller power emission.

Parameters:

Device Configuration:

Poller: Device Under Test

NFC Forum Reference Device: Listener 1

Jumper Configuration:

Position J3 at position 2 (82 Ω)

Position: 110

Attempt 1

11-21 rue Hubble
Parc de la Haute borne
59650 Villeneuve d'Ascq – France
+33 320 746 630
smartcards@micropross.com

Mesured power emission of 1.545 V is less than specified value : 2.85 V at +/- 4.0 %

The voltage VOV measured on the NFC Forum Reference Listening Device, must be inside the minimum and maximum limits.

The power emission of the Polling Device under test is compliant.

TC_AN20_POL_UND_02.110 passed.

c. MPLog Traces

Trace 1: C:\Users\MICROPROSS\Desktop\Project\san\TS_MPM3_NFC Forum Analog_v3.2.1\NFC Forum Analog Test Suite\[Default Session] Traces\[_1][J2]TC_AN20_POL_UND_02.110[2020-08-18T144837]\Attempt 1\Trace.mplog

d. Pictures

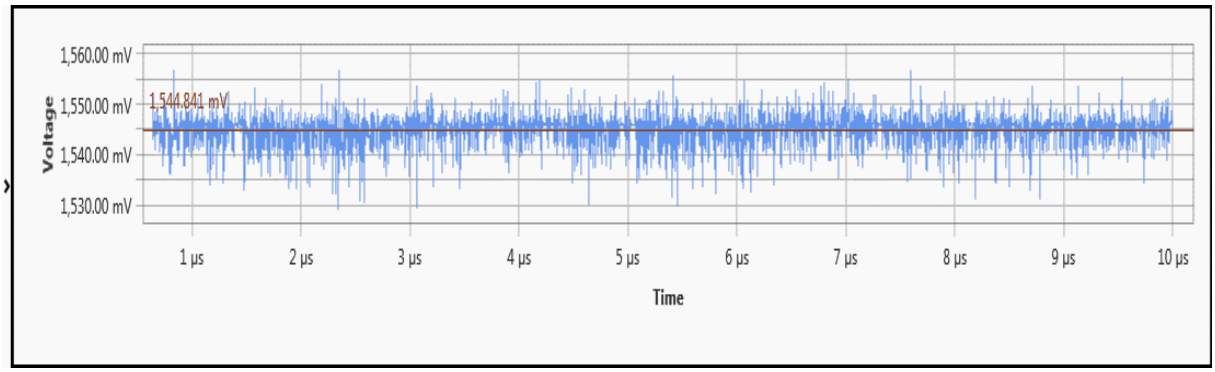

Picture

11-21 rue Hubble
Parc de la Haute borne
59650 Villeneuve d'Ascq – France
+33 320 746 630
smartcards@microprocss.com

22. Test: TC_AN20_POL_UND_02.111

a. Test Case Information

Operator	*Default Operator*
Description	*This test verifies poller power emission.*
Testing Date	*2020-08-18T14:50*
Device Name	*TCL2*
Device Serial Number	*MP3.12.35.20*
Firmware version	*43.0*
Driver version	*1.29*
MPManager version	*3.6.4*
Test case status	*PASSED*

b. Test Log

TC_AN20_POL_UND_02.111

This test verifies poller power emission.

Parameters:

Device Configuration:

Poller: Device Under Test

NFC Forum Reference Device: Listener 1

Jumper Configuration:

Position J3 at position 2 (82 Ω)

Position: 111

Attempt 1

11-21 rue Hubble
Parc de la Haute borne
59650 Villeneuve d'Ascq – France
+33 320 746 630
smartcards@micropross.com

Mesured power emission of 1.541 V is less than specified value : 2.85 V at +/- 4.0 %

The voltage VOV measured on the NFC Forum Reference Listening Device, must be inside the minimum and maximum limits.

The power emission of the Polling Device under test is compliant.

TC_AN20_POL_UND_02.111 passed.

c. MPLog Traces

Trace 1: C:\Users\MICROPROSS\Desktop\Project\san\TS_MPM3_NFC Forum Analog_v3.2.1\NFC Forum Analog Test Suite\[Default Session] Traces\[_1][J2]TC_AN20_POL_UND_02.111[2020-08-18T145053]\Attempt 1\Trace.mplog

d. Pictures

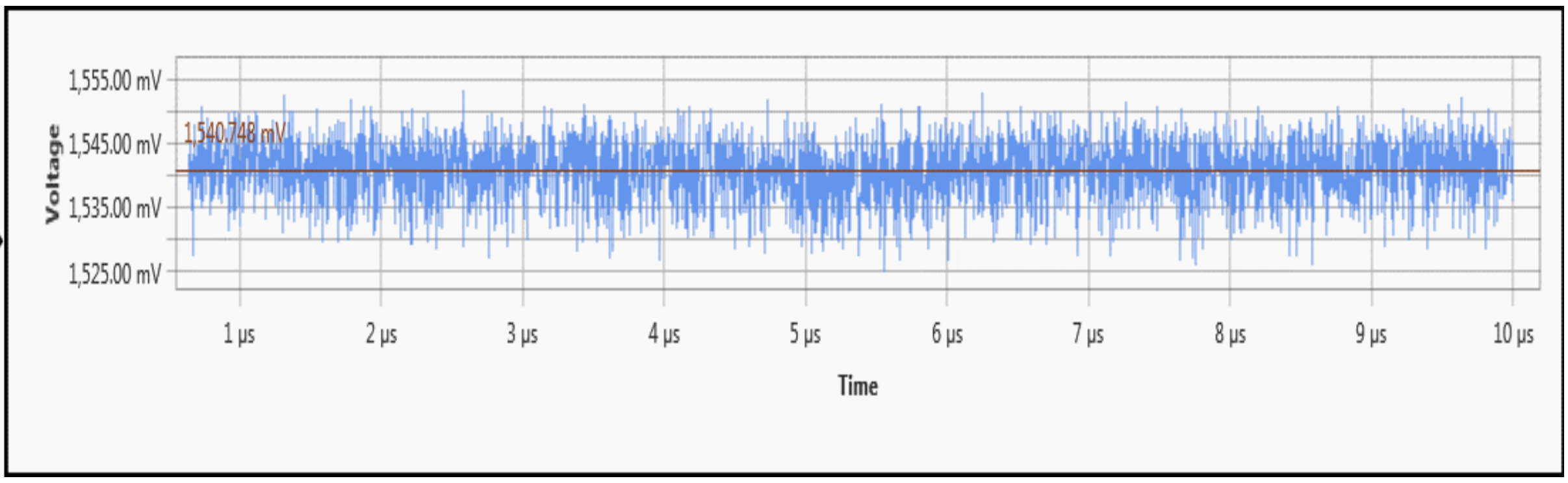

Picture

11-21 rue Hubble
Parc de la Haute borne
59650 Villeneuve d'Ascq – France
+33 320 746 630
smartcards@microprross.com

23. Test: TC_AN20_POL_UND_02.112

a. Test Case Information

Operator	*Default Operator*
Description	*This test verifies poller power emission.*
Testing Date	*2020-08-18T14:53*
Device Name	*TCL2*
Device Serial Number	*MP3.12.35.20*
Firmware version	*43.0*
Driver version	*1.29*
MPManager version	*3.6.4*
Test case status	*PASSED*

b. Test Log

TC_AN20_POL_UND_02.112

This test verifies poller power emission.

Parameters:

Device Configuration:

Poller: Device Under Test

NFC Forum Reference Device: Listener 1

Jumper Configuration:

Position J3 at position 2 (82 Ω)

Position: 112

Attempt 1

11-21 rue Hubble
Parc de la Haute borne
59650 Villeneuve d'Ascq – France
+33 320 746 630
smartcards@microprossss.com

Mesured power emission of 1.565 V is less than specified value : 2.85 V at +/- 4.0 %

The voltage VOV measured on the NFC Forum Reference Listening Device, must be inside the minimum and maximum limits.

The power emission of the Polling Device under test is compliant.

TC_AN20_POL_UND_02.112 passed.

c. MPLog Traces

Trace 1: C:\Users\MICROPROSS\Desktop\Project\san\TS_MPM3_NFC Forum Analog_v3.2.1\NFC Forum Analog Test Suite\[Default Session] Traces\[_1][J2]TC_AN20_POL_UND_02.112[2020-08-18T145300]\Attempt 1\Trace.mplog

d. Pictures

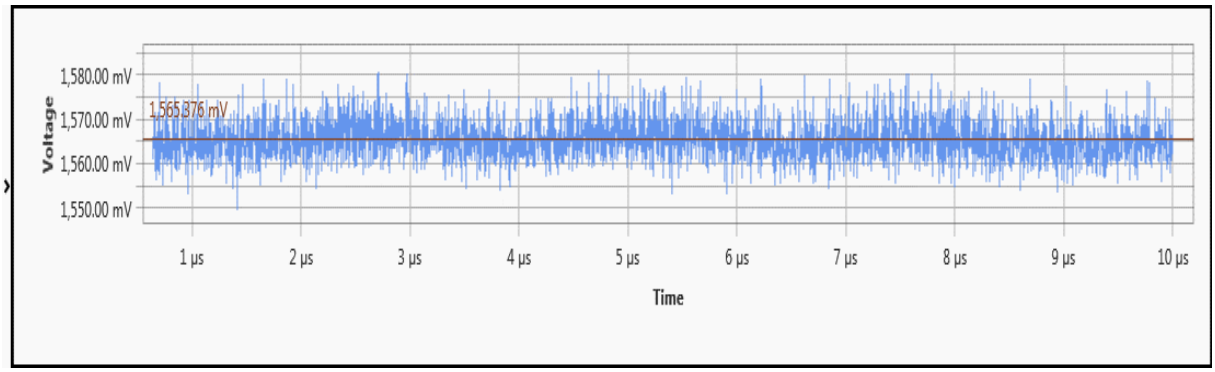

Picture

11-21 rue Hubble
Parc de la Haute borne
59650 Villeneuve d'Ascq – France
+33 320 746 630
smartcards@microprossx.com

24. Test: TC_AN20_POL_UND_02.113

a. Test Case Information

Operator	*Default Operator*
Description	*This test verifies poller power emission.*
Testing Date	*2020-08-18T14:55*
Device Name	*TCL2*
Device Serial Number	*MP3.12.35.20*
Firmware version	*43.0*
Driver version	*1.29*
MPManager version	*3.6.4*
Test case status	*PASSED*

b. Test Log

TC_AN20_POL_UND_02.113

This test verifies poller power emission.

Parameters:

Device Configuration:

Poller: Device Under Test

NFC Forum Reference Device: Listener 1

Jumper Configuration:

Position J3 at position 2 (82 Ω)

Position: 113

Attempt 1

11-21 rue Hubble
Parc de la Haute borne
59650 Villeneuve d'Ascq – France
+33 320 746 630
smartcards@micropross.com

Mesured power emission of 1.537 V is less than specified value : 2.85 V at +/- 4.0 %

The voltage VOV measured on the NFC Forum Reference Listening Device, must be inside the minimum and maximum limits.

The power emission of the Polling Device under test is compliant.

TC_AN20_POL_UND_02.113 passed.

c. MPLog Traces

Trace 1: C:\Users\MICROPROSS\Desktop\Project\san\TS_MPM3_NFC Forum Analog_v3.2.1\NFC Forum Analog Test Suite\[Default Session] Traces\[_1][J2]TC_AN20_POL_UND_02.113[2020-08-18T145532]\Attempt 1\Trace.mplog

d. Pictures

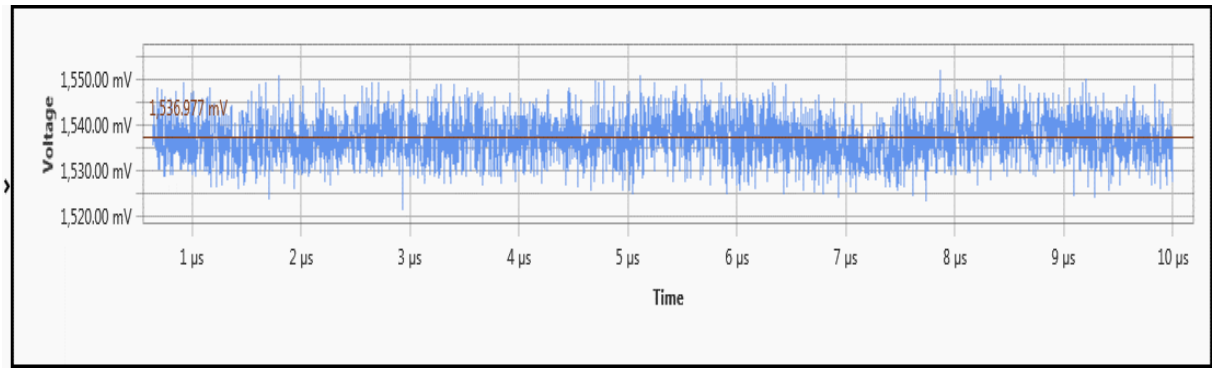

Picture

11-21 rue Hubble
Parc de la Haute borne
59650 Villeneuve d'Ascq – France
+33 320 746 630
smartcards@microprross.com

25. Test: TC_AN20_POL_UND_02.120

a. Test Case Information

Operator	*Default Operator*
Description	*This test verifies poller power emission.*
Testing Date	*2020-08-18T14:58*
Device Name	*TCL2*
Device Serial Number	*MP3.12.35.20*
Firmware version	*43.0*
Driver version	*1.29*
MPManager version	*3.6.4*
Test case status	*PASSED*

b. Test Log

TC_AN20_POL_UND_02.120

This test verifies poller power emission.

Parameters:

Device Configuration:

Poller: Device Under Test

NFC Forum Reference Device: Listener 1

Jumper Configuration:

Position J3 at position 2 (82 Ω)

Position: 120

Attempt 1

11-21 rue Hubble
Parc de la Haute borne
59650 Villeneuve d'Ascq – France
+33 320 746 630
smartcards@micropross.com

Mesured power emission of 1.523 V is less than specified value : 2.85 V at +/- 4.0 %

The voltage VOV measured on the NFC Forum Reference Listening Device, must be inside the minimum and maximum limits.

The power emission of the Polling Device under test is compliant.

TC_AN20_POL_UND_02.120 passed.

c. MPLog Traces

Trace 1: C:\Users\MICROPROSS\Desktop\Project\san\TS_MPM3_NFC Forum Analog_v3.2.1\NFC Forum Analog Test Suite\[Default Session] Traces\[_1][J2]TC_AN20_POL_UND_02.120[2020-08-18T145838]\Attempt 1\Trace.mplog

d. Pictures

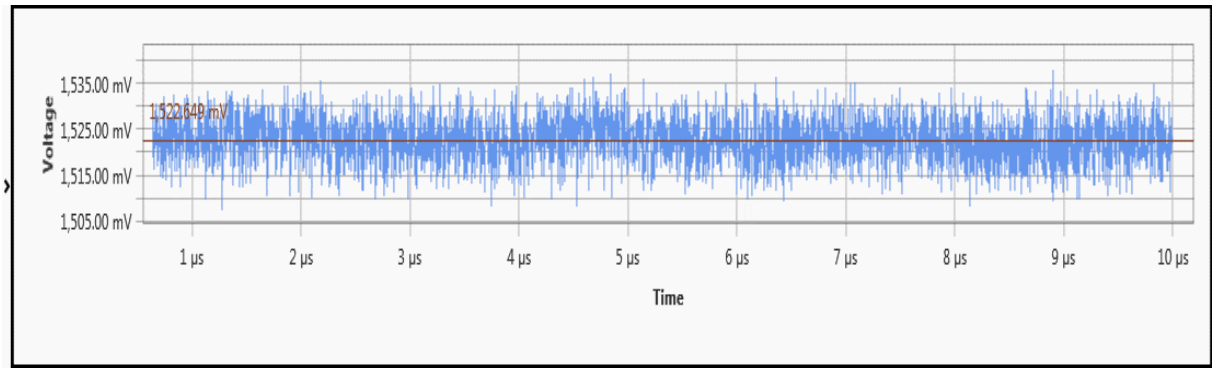

Picture

11-21 rue Hubble
Parc de la Haute borne
59650 Villeneuve d'Ascq – France
+33 320 746 630
smartcards@microprross.com

26. Test: TC_AN20_POL_UND_02.121

a. Test Case Information

Operator	*Default Operator*
Description	*This test verifies poller power emission.*
Testing Date	*2020-08-18T15:01*
Device Name	*TCL2*
Device Serial Number	*MP3.12.35.20*
Firmware version	*43.0*
Driver version	*1.29*
MPManager version	*3.6.4*
Test case status	*PASSED*

b. Test Log

TC_AN20_POL_UND_02.121

This test verifies poller power emission.

Parameters:

Device Configuration:

Poller: Device Under Test

NFC Forum Reference Device: Listener 1

Jumper Configuration:

Position J3 at position 2 (82 Ω)

Position: 121

Attempt 1

11-21 rue Hubble
Parc de la Haute borne
59650 Villeneuve d'Ascq – France
+33 320 746 630
smartcards@micropross.com

Mesured power emission of 1.480 V is less than specified value : 2.85 V at +/- 4.0 %

The voltage VOV measured on the NFC Forum Reference Listening Device, must be inside the minimum and maximum limits.

The power emission of the Polling Device under test is compliant.

TC_AN20_POL_UND_02.121 passed.

c. MPLog Traces

Trace 1: C:\Users\MICROPROSS\Desktop\Project\san\TS_MPM3_NFC Forum Analog_v3.2.1\NFC Forum Analog Test Suite\[Default Session] Traces\[_1][J2]TC_AN20_POL_UND_02.121[2020-08-18T150102]\Attempt 1\Trace.mplog

d. Pictures

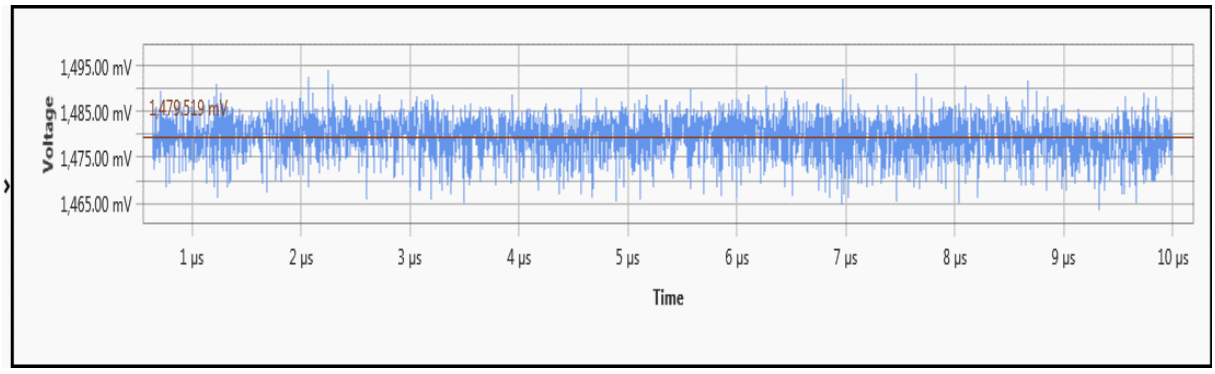

Picture

11-21 rue Hubble
Parc de la Haute borne
59650 Villeneuve d'Ascq – France
+33 320 746 630
smartcards@microprossx.com

27. Test: TC_AN20_POL_UND_02.122

a. Test Case Information

Operator	*Default Operator*
Description	*This test verifies poller power emission.*
Testing Date	*2020-08-18T15:03*
Device Name	*TCL2*
Device Serial Number	*MP3.12.35.20*
Firmware version	*43.0*
Driver version	*1.29*
MPManager version	*3.6.4*
Test case status	*PASSED*

b. Test Log

TC_AN20_POL_UND_02.122

This test verifies poller power emission.

Parameters:

Device Configuration:

Poller: Device Under Test

NFC Forum Reference Device: Listener 1

Jumper Configuration:

Position J3 at position 2 (82 Ω)

Position: 122

Attempt 1

11-21 rue Hubble
Parc de la Haute borne
59650 Villeneuve d'Ascq – France
+33 320 746 630
smartcards@microprossss.com

Mesured power emission of 1.563 V is less than specified value : 2.85 V at +/- 4.0 %

The voltage VOV measured on the NFC Forum Reference Listening Device, must be inside the minimum and maximum limits.

The power emission of the Polling Device under test is compliant.

TC_AN20_POL_UND_02.122 passed.

c. MPLog Traces

Trace 1: C:\Users\MICROPROSS\Desktop\Project\san\TS_MPM3_NFC Forum Analog_v3.2.1\NFC Forum Analog Test Suite\[Default Session] Traces\[_1][J2]TC_AN20_POL_UND_02.122[2020-08-18T150326]\Attempt 1\Trace.mplog

d. Pictures

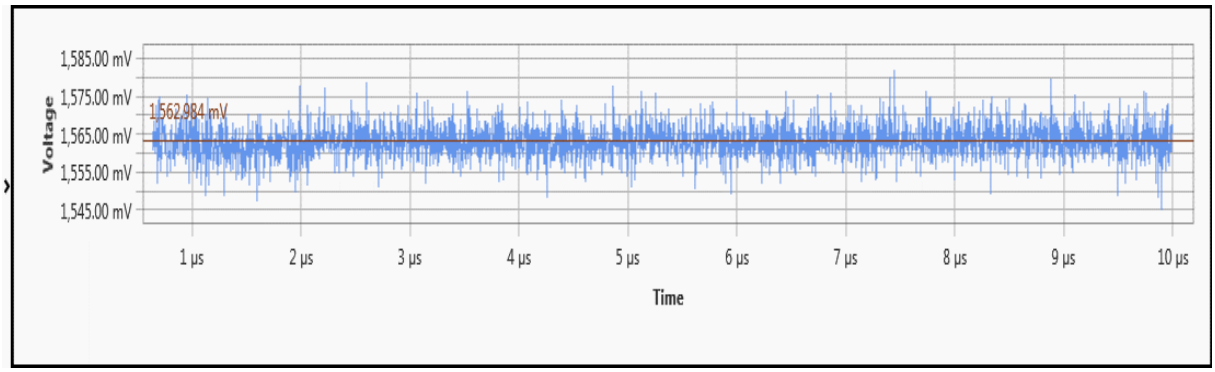

Picture

11-21 rue Hubble
Parc de la Haute borne
59650 Villeneuve d'Ascq – France
+33 320 746 630
smartcards@microprossx.com

28. Test: TC_AN20_POL_UND_02.123

a. Test Case Information

Operator	*Default Operator*
Description	*This test verifies poller power emission.*
Testing Date	*2020-08-18T15:05*
Device Name	*TCL2*
Device Serial Number	*MP3.12.35.20*
Firmware version	*43.0*
Driver version	*1.29*
MPManager version	*3.6.4*
Test case status	*PASSED*

b. Test Log

TC_AN20_POL_UND_02.123

This test verifies poller power emission.

Parameters:

Device Configuration:

Poller: Device Under Test

NFC Forum Reference Device: Listener 1

Jumper Configuration:

Position J3 at position 2 (82 Ω)

Position: 123

Attempt 1

11-21 rue Hubble
Parc de la Haute borne
59650 Villeneuve d'Ascq – France
+33 320 746 630
smartcards@micropross.com

Mesured power emission of 1.479 V is less than specified value : 2.85 V at +/- 4.0 %

The voltage VOV measured on the NFC Forum Reference Listening Device, must be inside the minimum and maximum limits.

The power emission of the Polling Device under test is compliant.

TC_AN20_POL_UND_02.123 passed.

c. MPLog Traces

Trace 1: C:\Users\MICROPROSS\Desktop\Project\san\TS_MPM3_NFC Forum Analog_v3.2.1\NFC Forum Analog Test Suite\[Default Session] Traces\[_1][J2]TC_AN20_POL_UND_02.123[2020-08-18T150550]\Attempt 1\Trace.mplog

d. Pictures

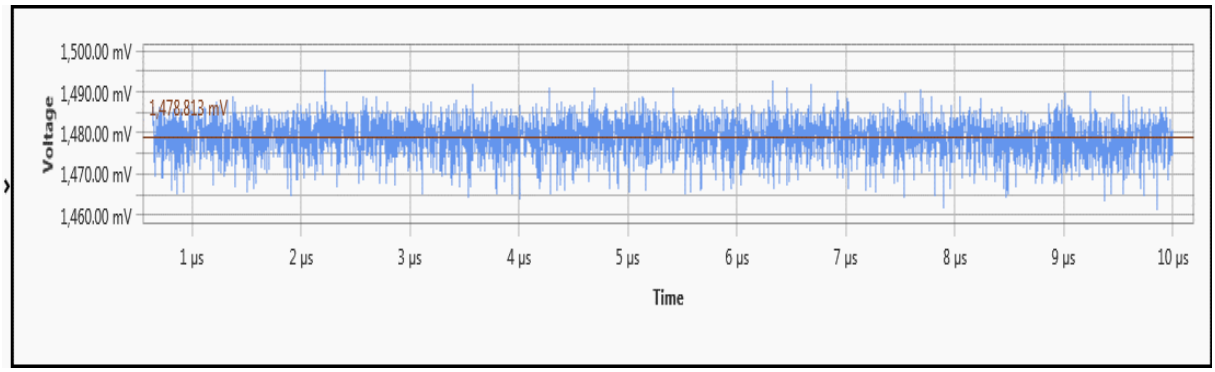

Picture

11-21 rue Hubble
Parc de la Haute borne
59650 Villeneuve d'Ascq – France
+33 320 746 630
smartcards@microprocess.com

29. Test: TC_AN20_POL_UND_03.100

a. Test Case Information

Operator	*Default Operator*
Description	*This test verifies poller carrier frequency.*
Testing Date	*2020-10-14T14:41*
Device Name	*TCL2*
Device Serial Number	*MP3.12.35.20*
Firmware version	*43.0*
Driver version	*1.29*
MPManager version	*3.6.4*
Test case status	*PASSED*

b. Test Log

TC_AN20_POL_UND_03.100

This test verifies poller carrier frequency.

Parameters:

Device Configuration:

Poller: Device Under Test

NFC Forum Reference Device: Listener 1

Jumper Configuration:

Position J3 at position 1 (820 Ω)

Position: 100

Attempt 1

11-21 rue Hubble
Parc de la Haute borne
59650 Villeneuve d'Ascq – France
+33 320 746 630
smartcards@microprocess.com

Minimum allowed frequency = 13553000 Hz

Maximum allowed frequency = 13567000 Hz

Measured frequency = 13560041 Hz +/- 100 Hz : OK

The carrier frequency fc provided by the Polling Device under test must be inside the minimum and maximum limits.

The carrier frequency of the Polling Device under test is compliant.

TC_AN20_POL_UND_03.100 passed.

c. MPLog Traces

Trace 1: C:\Users\MICROPROSS\Desktop\Project\san\TS_MPM3_NFC Forum Analog_v3.2.1\NFC Forum Analog Test Suite\[Default Session] Traces\[_1][J1]TC_AN20_POL_UND_03.100[2020-10-14T144134]\Attempt 1\Trace.mplog

d. Pictures

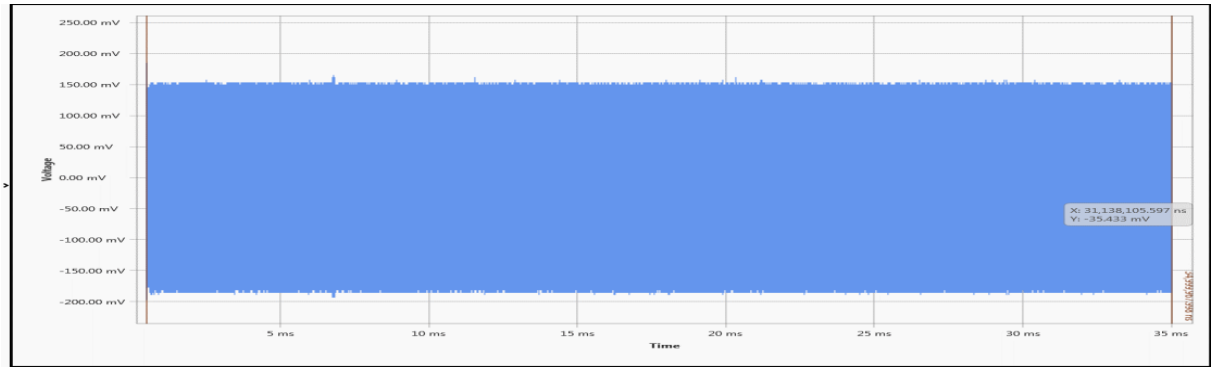

Picture

11-21 rue Hubble
Parc de la Haute borne
59650 Villeneuve d'Ascq – France
+33 320 746 630
smartcards@microprocess.com

30. Test: TC_AN20_POL_UND_04.000

a. Test Case Information

Operator	*Default Operator*
Description	*This test verifies poller reset characteristics.*
Testing Date	*2020-08-18T16:57*
Device Name	*TCL2*
Device Serial Number	*MP3.12.35.20*
Firmware version	*43.0*
Driver version	*1.29*
MPManager version	*3.6.4*
Test case status	*PASSED*

b. Test Log

TC_AN20_POL_UND_04.000

This test verifies poller reset characteristics.

Parameters:

Device Configuration:

Poller: Device Under Test

NFC Forum Reference Device: Listener 1

Jumper Configuration:

Position J3 at position 1 (820 Ω)

Position: 000

Attempt 1

11-21 rue Hubble
Parc de la Haute borne
59650 Villeneuve d'Ascq – France
+33 320 746 630
smartcards@microprocess.com

Execute exchange

Using Scenario from Activity 1.1

The scenario is compliant with specifications

Measured Vov,RESET = 3.65 mV RMS +/- 0.35000 mV RMS

Measured TFIELD_OFF = 7.129 ms +/- 147 ns

The residual carrier amplitude VOV,RESET and duration tFIELD_OFF are compliant with the specification. I.e. VOV,RESET <= 3.500 mvRMS and tFIELD_OFF >= 5.100 ms.

The Reset Characteristics Measurement of the Polling Device under test is compliant.

TC_AN20_POL_UND_04.000 passed.

c. MPLog Traces

Trace 1: C:\Users\MICROPROSS\Desktop\Project\san\TS_MPM3_NFC Forum Analog_v3.2.1\NFC Forum Analog Test Suite\[Default Session] Traces\[_1][J1]TC_AN20_POL_UND_04.000[2020-08-18T165748]\Attempt 1\Trace.mplog

d. Pictures

11-21 rue Hubble
Parc de la Haute borne
59650 Villeneuve d'Ascq – France
+33 320 746 630
smartcards@microprossl.com

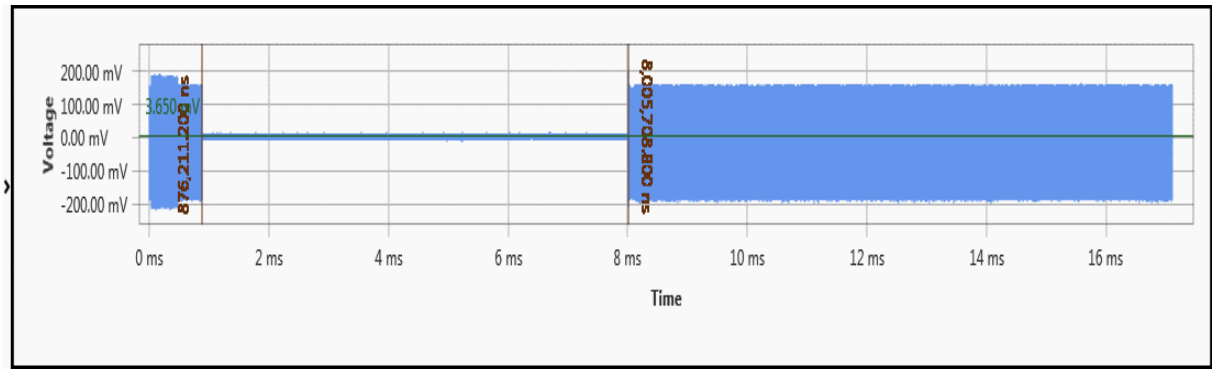

Picture

11-21 rue Hubble
Parc de la Haute borne
59650 Villeneuve d'Ascq – France
+33 320 746 630
smartcards@microprocess.com

31. Test: TC_AN20_POL_UND_04.010

a. Test Case Information

Operator	*Default Operator*
Description	*This test verifies poller reset characteristics.*
Testing Date	*2020-08-18T14:33*
Device Name	*TCL2*
Device Serial Number	*MP3.12.35.20*
Firmware version	*43.0*
Driver version	*1.29*
MPManager version	*3.6.4*
Test case status	*PASSED*

b. Test Log

TC_AN20_POL_UND_04.010

This test verifies poller reset characteristics.

Parameters:

Device Configuration:

Poller: Device Under Test

NFC Forum Reference Device: Listener 1

Jumper Configuration:

Position J3 at position 1 (820 Ω)

Position: 010

Attempt 1

11-21 rue Hubble
Parc de la Haute borne
59650 Villeneuve d'Ascq – France
+33 320 746 630
smartcards@microprocess.com

Execute exchange

Using Scenario from Activity 1.1

The scenario is compliant with specifications

Measured Vov,RESET = 3.987 mV RMS +/- 0.35000 mV RMS

Measured TFIELD_OFF = 7.13 ms +/- 147 ns

The residual carrier amplitude VOV,RESET and duration tFIELD_OFF are compliant with the specification. I.e. VOV,RESET <= 3.500 mvRMS and tFIELD_OFF >= 5.100 ms.

The Reset Characteristics Measurement of the Polling Device under test is compliant.

TC_AN20_POL_UND_04.010 passed.

c. MPLog Traces

Trace 1: C:\Users\MICROPROSS\Desktop\Project\san\TS_MPM3_NFC Forum Analog_v3.2.1\NFC Forum Analog Test Suite\[Default Session] Traces\[_1][J1]TC_AN20_POL_UND_04.010[2020-08-18T143333]\Attempt 1\Trace.mplog

d. Pictures

11-21 rue Hubble
Parc de la Haute borne
59650 Villeneuve d'Ascq – France
+33 320 746 630
smartcards@microprossx.com

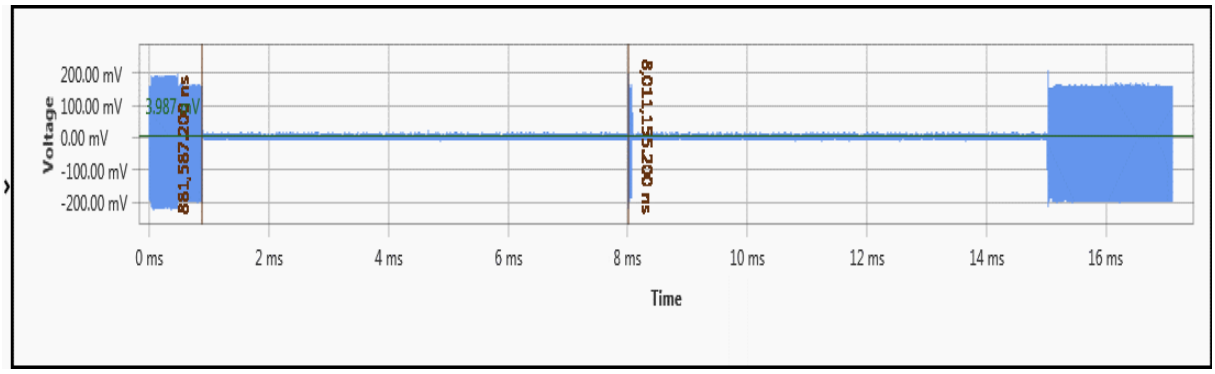

Picture

11-21 rue Hubble
Parc de la Haute borne
59650 Villeneuve d'Ascq – France
+33 320 746 630
smartcards@microprross.com

32. Test: TC_AN20_POL_UND_04.011

a. Test Case Information

Operator	*Default Operator*
Description	*This test verifies poller reset characteristics.*
Testing Date	*2020-08-18T14:36*
Device Name	*TCL2*
Device Serial Number	*MP3.12.35.20*
Firmware version	*43.0*
Driver version	*1.29*
MPManager version	*3.6.4*
Test case status	*PASSED*

b. Test Log

TC_AN20_POL_UND_04.011

This test verifies poller reset characteristics.

Parameters:

Device Configuration:

Poller: Device Under Test

NFC Forum Reference Device: Listener 1

Jumper Configuration:

Position J3 at position 1 (820 Ω)

Position: 011

Attempt 1

11-21 rue Hubble
Parc de la Haute borne
59650 Villeneuve d'Ascq – France
+33 320 746 630
smartcards@microprocess.com

Execute exchange

Using Scenario from Activity 1.1

The scenario is compliant with specifications

Measured Vov,RESET = 1.879 mV RMS +/- 0.35000 mV RMS

Measured TFIELD_OFF = 7.13 ms +/- 147 ns

The residual carrier amplitude VOV,RESET and duration tFIELD_OFF are compliant with the specification. I.e. VOV,RESET <= 3.500 mvRMS and tFIELD_OFF >= 5.100 ms.

The Reset Characteristics Measurement of the Polling Device under test is compliant.

TC_AN20_POL_UND_04.011 passed.

c. MPLog Traces

Trace 1: C:\Users\MICROPROSS\Desktop\Project\san\TS_MPM3_NFC Forum Analog_v3.2.1\NFC Forum Analog Test Suite\[Default Session] Traces\[_1][J1]TC_AN20_POL_UND_04.011[2020-08-18T143609]\Attempt 1\Trace.mplog

d. Pictures

11-21 rue Hubble
Parc de la Haute borne
59650 Villeneuve d'Ascq – France
+33 320 746 630
smartcards@micropross.com

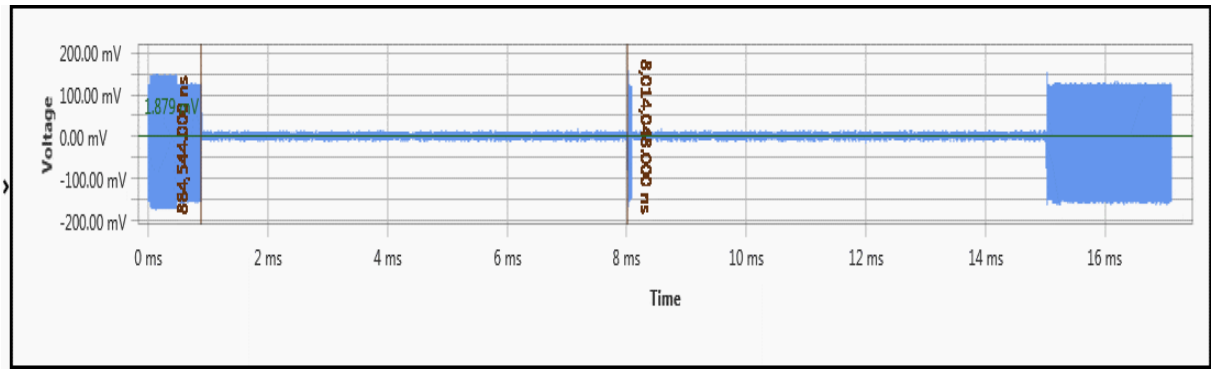

Picture

11-21 rue Hubble
Parc de la Haute borne
59650 Villeneuve d'Ascq – France
+33 320 746 630
smartcards@microprocess.com

33. Test: TC_AN20_POL_UND_04.012

a. Test Case Information

Operator	*Default Operator*
Description	*This test verifies poller reset characteristics.*
Testing Date	*2020-08-18T14:38*
Device Name	*TCL2*
Device Serial Number	*MP3.12.35.20*
Firmware version	*43.0*
Driver version	*1.29*
MPManager version	*3.6.4*
Test case status	*PASSED*

b. Test Log

TC_AN20_POL_UND_04.012

This test verifies poller reset characteristics.

Parameters:

Device Configuration:

Poller: Device Under Test

NFC Forum Reference Device: Listener 1

Jumper Configuration:

Position J3 at position 1 (820 Ω)

Position: 012

Attempt 1

11-21 rue Hubble
Parc de la Haute borne
59650 Villeneuve d'Ascq – France
+33 320 746 630
smartcards@microprocess.com

Execute exchange

Using Scenario from Activity 1.1

The scenario is compliant with specifications

Measured Vov,RESET = 3.797 mV RMS +/- 0.35000 mV RMS

Measured TFIELD_OFF = 7.129 ms +/- 147 ns

The residual carrier amplitude VOV,RESET and duration tFIELD_OFF are compliant with the specification. I.e. VOV,RESET <= 3.500 mvRMS and tFIELD_OFF >= 5.100 ms.

The Reset Characteristics Measurement of the Polling Device under test is compliant.

TC_AN20_POL_UND_04.012 passed.

c. MPLog Traces

Trace 1: C:\Users\MICROPROSS\Desktop\Project\san\TS_MPM3_NFC Forum Analog_v3.2.1\NFC Forum Analog Test Suite\[Default Session] Traces\[_1][J1]TC_AN20_POL_UND_04.012[2020-08-18T143822]\Attempt 1\Trace.mplog

d. Pictures

11-21 rue Hubble
Parc de la Haute borne
59650 Villeneuve d'Ascq – France
+33 320 746 630
smartcards@microprossl.com

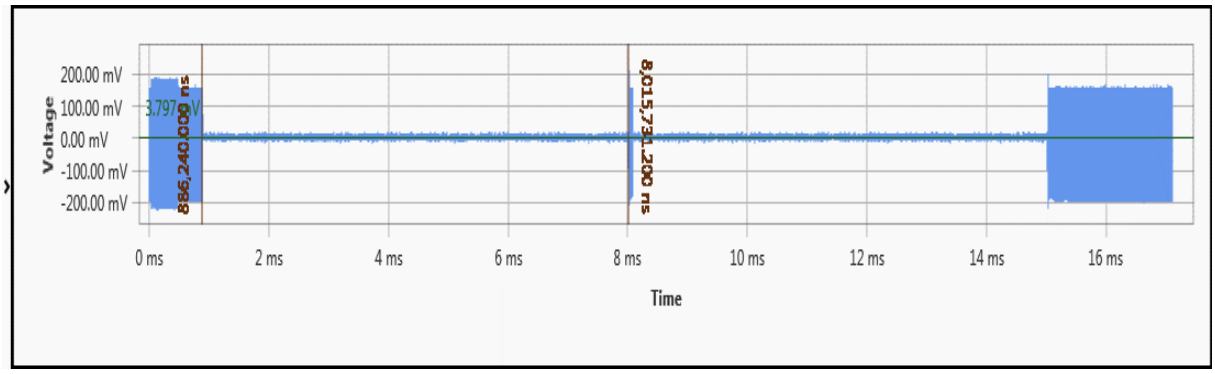

Picture

11-21 rue Hubble
Parc de la Haute borne
59650 Villeneuve d'Ascq – France
+33 320 746 630
smartcards@microprocss.com

34. Test: TC_AN20_POL_UND_04.013

a. Test Case Information

Operator	*Default Operator*
Description	*This test verifies poller reset characteristics.*
Testing Date	*2020-08-18T14:40*
Device Name	*TCL2*
Device Serial Number	*MP3.12.35.20*
Firmware version	*43.0*
Driver version	*1.29*
MPManager version	*3.6.4*
Test case status	*PASSED*

b. Test Log

TC_AN20_POL_UND_04.013

This test verifies poller reset characteristics.

Parameters:

Device Configuration:

Poller: Device Under Test

NFC Forum Reference Device: Listener 1

Jumper Configuration:

Position J3 at position 1 (820 Ω)

Position: 013

Attempt 1

11-21 rue Hubble
Parc de la Haute borne
59650 Villeneuve d'Ascq – France
+33 320 746 630
smartcards@microprocess.com

Execute exchange

Using Scenario from Activity 1.1

The scenario is compliant with specifications

Measured Vov,RESET = 1.851 mV RMS +/- 0.35000 mV RMS

Measured TFIELD_OFF = 7.13 ms +/- 147 ns

The residual carrier amplitude VOV,RESET and duration tFIELD_OFF are compliant with the specification. I.e. VOV,RESET <= 3.500 mvRMS and tFIELD_OFF >= 5.100 ms.

The Reset Characteristics Measurement of the Polling Device under test is compliant.

TC_AN20_POL_UND_04.013 passed.

c. MPLog Traces

Trace 1: C:\Users\MICROPROSS\Desktop\Project\san\TS_MPM3_NFC Forum Analog_v3.2.1\NFC Forum Analog Test Suite\[Default Session] Traces\[_1][J1]TC_AN20_POL_UND_04.013[2020-08-18T144035]\Attempt 1\Trace.mplog

d. Pictures

11-21 rue Hubble
Parc de la Haute borne
59650 Villeneuve d'Ascq – France
+33 320 746 630
smartcards@microprocess.com

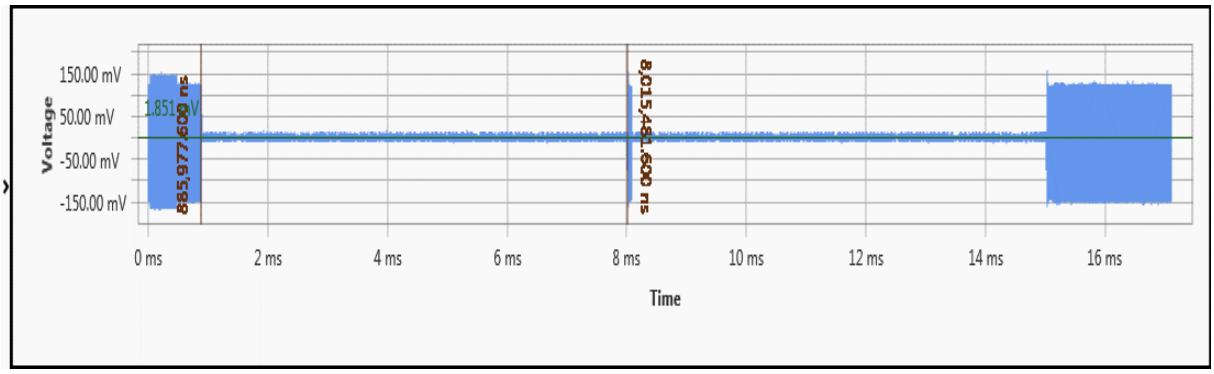

Picture

11-21 rue Hubble
Parc de la Haute borne
59650 Villeneuve d'Ascq – France
+33 320 746 630
smartcards@microprocss.com

35. Test: TC_AN20_POL_UND_04.100

a. Test Case Information

Operator	*Default Operator*
Description	*This test verifies poller reset characteristics.*
Testing Date	*2020-08-18T14:44*
Device Name	*TCL2*
Device Serial Number	*MP3.12.35.20*
Firmware version	*43.0*
Driver version	*1.29*
MPManager version	*3.6.4*
Test case status	*PASSED*

b. Test Log

TC_AN20_POL_UND_04.100

This test verifies poller reset characteristics.

Parameters:

Device Configuration:

Poller: Device Under Test

NFC Forum Reference Device: Listener 1

Jumper Configuration:

Position J3 at position 1 (820 Ω)

Position: 100

Attempt 1

11-21 rue Hubble
Parc de la Haute borne
59650 Villeneuve d'Ascq – France
+33 320 746 630
smartcards@microprossx.com

Execute exchange

Using Scenario from Activity 1.1

The scenario is compliant with specifications

Measured Vov,RESET = 3.85 mV RMS +/- 0.35000 mV RMS

Measured TFIELD_OFF = 7.129 ms +/- 147 ns

The residual carrier amplitude VOV,RESET and duration tFIELD_OFF are compliant with the specification. I.e. VOV,RESET <= 3.500 mvRMS and tFIELD_OFF >= 5.100 ms.

The Reset Characteristics Measurement of the Polling Device under test is compliant.

TC_AN20_POL_UND_04.100 passed.

c. MPLog Traces

Trace 1: C:\Users\MICROPROSS\Desktop\Project\san\TS_MPM3_NFC Forum Analog_v3.2.1\NFC Forum Analog Test Suite\[Default Session] Traces\[_1][J1]TC_AN20_POL_UND_04.100[2020-08-18T144420]\Attempt 1\Trace.mplog

d. Pictures

11-21 rue Hubble
Parc de la Haute borne
59650 Villeneuve d'Ascq – France
+33 320 746 630
smartcards@microprossl.com

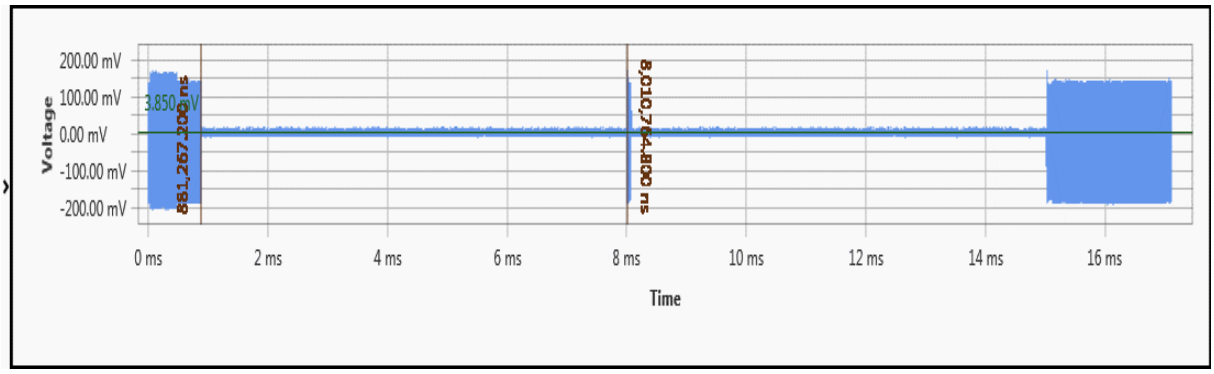

Picture

11-21 rue Hubble
Parc de la Haute borne
59650 Villeneuve d'Ascq – France
+33 320 746 630
smartcards@microprross.com

36. Test: TC_AN20_POL_UND_04.110

a. Test Case Information

Operator	*Default Operator*
Description	*This test verifies poller reset characteristics.*
Testing Date	*2020-08-18T14:46*
Device Name	*TCL2*
Device Serial Number	*MP3.12.35.20*
Firmware version	*43.0*
Driver version	*1.29*
MPManager version	*3.6.4*
Test case status	*PASSED*

b. Test Log

TC_AN20_POL_UND_04.110

This test verifies poller reset characteristics.

Parameters:

Device Configuration:

Poller: Device Under Test

NFC Forum Reference Device: Listener 1

Jumper Configuration:

Position J3 at position 1 (820 Ω)

Position: 110

Attempt 1

11-21 rue Hubble
Parc de la Haute borne
59650 Villeneuve d'Ascq – France
+33 320 746 630
smartcards@microprocess.com

Execute exchange

Using Scenario from Activity 1.1

The scenario is compliant with specifications

Measured Vov,RESET = 3.817 mV RMS +/- 0.35000 mV RMS

Measured TFIELD_OFF = 7.13 ms +/- 147 ns

The residual carrier amplitude VOV,RESET and duration tFIELD_OFF are compliant with the specification. I.e. VOV,RESET <= 3.500 mvRMS and tFIELD_OFF >= 5.100 ms.

The Reset Characteristics Measurement of the Polling Device under test is compliant.

TC_AN20_POL_UND_04.110 passed.

c. MPLog Traces

Trace 1: C:\Users\MICROPROSS\Desktop\Project\san\TS_MPM3_NFC Forum Analog_v3.2.1\NFC Forum Analog Test Suite\[Default Session] Traces\[_1][J1]TC_AN20_POL_UND_04.110[2020-08-18T144652]\Attempt 1\Trace.mplog

d. Pictures

11-21 rue Hubble
Parc de la Haute borne
59650 Villeneuve d'Ascq – France
+33 320 746 630
smartcards@microprossx.com

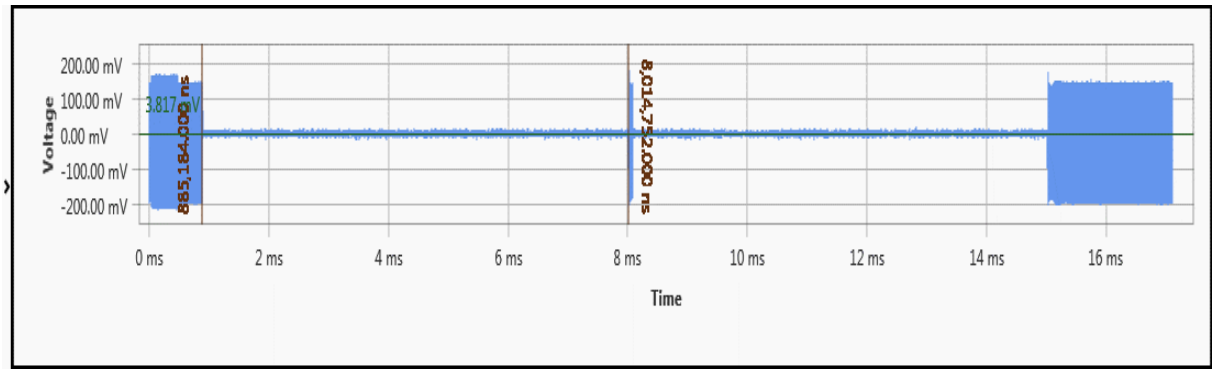

Picture

11-21 rue Hubble
Parc de la Haute borne
59650 Villeneuve d'Ascq – France
+33 320 746 630
smartcards@microprossx.com

37. Test: TC_AN20_POL_UND_04.111

a. Test Case Information

Operator	*Default Operator*
Description	*This test verifies poller reset characteristics.*
Testing Date	*2020-08-18T14:49*
Device Name	*TCL2*
Device Serial Number	*MP3.12.35.20*
Firmware version	*43.0*
Driver version	*1.29*
MPManager version	*3.6.4*
Test case status	*PASSED*

b. Test Log

TC_AN20_POL_UND_04.111

This test verifies poller reset characteristics.

Parameters:

Device Configuration:

Poller: Device Under Test

NFC Forum Reference Device: Listener 1

Jumper Configuration:

Position J3 at position 1 (820 Ω)

Position: 111

Attempt 1

11-21 rue Hubble
Parc de la Haute borne
59650 Villeneuve d'Ascq – France
+33 320 746 630
smartcards@microprocess.com

Execute exchange

Using Scenario from Activity 1.1

The scenario is compliant with specifications

Measured Vov,RESET = 1.824 mV RMS +/- 0.35000 mV RMS

Measured TFIELD_OFF = 7.13 ms +/- 147 ns

The residual carrier amplitude VOV,RESET and duration tFIELD_OFF are compliant with the specification. I.e. VOV,RESET <= 3.500 mvRMS and tFIELD_OFF >= 5.100 ms.

The Reset Characteristics Measurement of the Polling Device under test is compliant.

TC_AN20_POL_UND_04.111 passed.

c. MPLog Traces

Trace 1: C:\Users\MICROPROSS\Desktop\Project\san\TS_MPM3_NFC Forum Analog_v3.2.1\NFC Forum Analog Test Suite\[Default Session] Traces\[_1][J1]TC_AN20_POL_UND_04.111[2020-08-18T144925]\Attempt 1\Trace.mplog

d. Pictures

11-21 rue Hubble
Parc de la Haute borne
59650 Villeneuve d'Ascq – France
+33 320 746 630
smartcards@microprossx.com

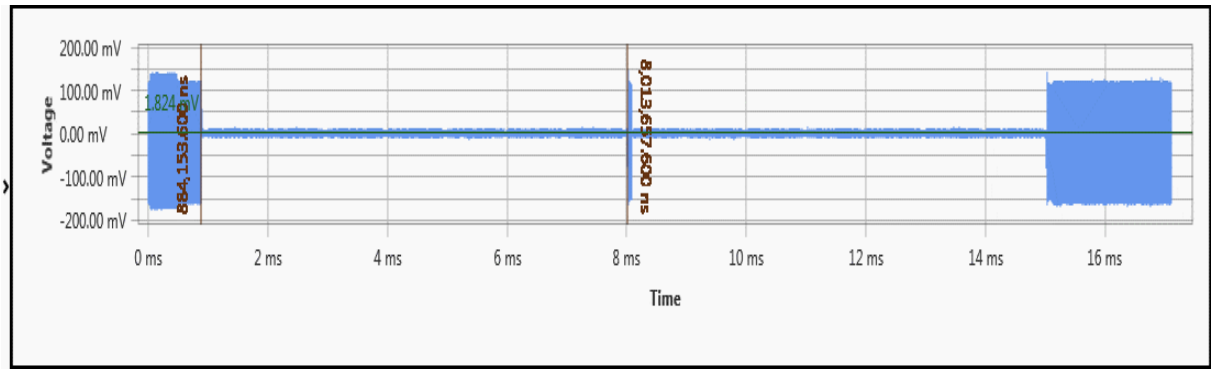

Picture

11-21 rue Hubble
Parc de la Haute borne
59650 Villeneuve d'Ascq – France
+33 320 746 630
smartcards@microprross.com

38. Test: TC_AN20_POL_UND_04.112

a. Test Case Information

Operator	*Default Operator*
Description	*This test verifies poller reset characteristics.*
Testing Date	*2020-08-18T14:51*
Device Name	*TCL2*
Device Serial Number	*MP3.12.35.20*
Firmware version	*43.0*
Driver version	*1.29*
MPManager version	*3.6.4*
Test case status	*PASSED*

b. Test Log

TC_AN20_POL_UND_04.112

This test verifies poller reset characteristics.

Parameters:

Device Configuration:

Poller: Device Under Test

NFC Forum Reference Device: Listener 1

Jumper Configuration:

Position J3 at position 1 (820 Ω)

Position: 112

Attempt 1

11-21 rue Hubble
Parc de la Haute borne
59650 Villeneuve d'Ascq – France
+33 320 746 630
smartcards@microprocess.com

Execute exchange

Using Scenario from Activity 1.1

The scenario is compliant with specifications

Measured Vov,RESET = 3.806 mV RMS +/- 0.35000 mV RMS

Measured TFIELD_OFF = 7.129 ms +/- 147 ns

The residual carrier amplitude VOV,RESET and duration tFIELD_OFF are compliant with the specification. I.e. VOV,RESET <= 3.500 mvRMS and tFIELD_OFF >= 5.100 ms.

The Reset Characteristics Measurement of the Polling Device under test is compliant.

TC_AN20_POL_UND_04.112 passed.

c. MPLog Traces

Trace 1: C:\Users\MICROPROSS\Desktop\Project\san\TS_MPM3_NFC Forum Analog_v3.2.1\NFC Forum Analog Test Suite\[Default Session] Traces\[_1][J1]TC_AN20_POL_UND_04.112[2020-08-18T145134]\Attempt 1\Trace.mplog

d. Pictures

11-21 rue Hubble
Parc de la Haute borne
59650 Villeneuve d'Ascq – France
+33 320 746 630
smartcards@microprossl.com

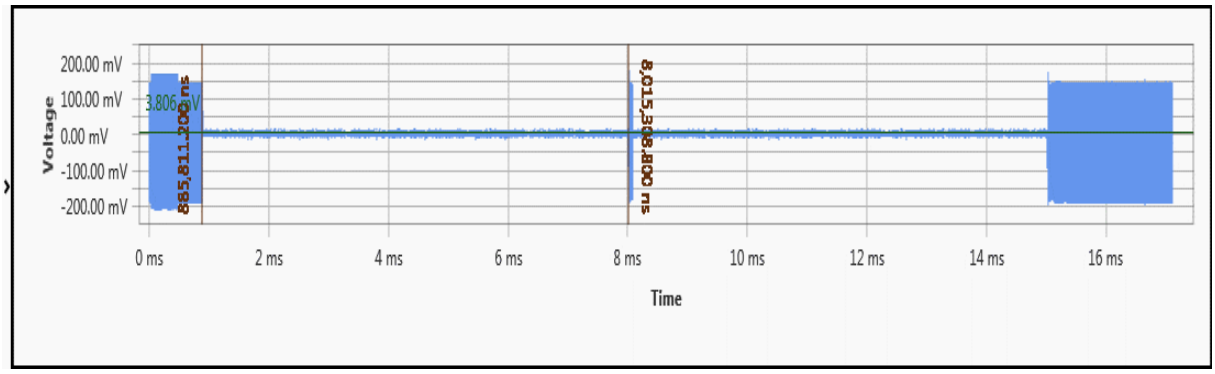

Picture

11-21 rue Hubble
Parc de la Haute borne
59650 Villeneuve d'Ascq – France
+33 320 746 630
smartcards@microprross.com

39. Test: TC_AN20_POL_UND_04.113

a. Test Case Information

Operator	*Default Operator*
Description	*This test verifies poller reset characteristics.*
Testing Date	*2020-08-18T14:53*
Device Name	*TCL2*
Device Serial Number	*MP3.12.35.20*
Firmware version	*43.0*
Driver version	*1.29*
MPManager version	*3.6.4*
Test case status	*PASSED*

b. Test Log

TC_AN20_POL_UND_04.113

This test verifies poller reset characteristics.

Parameters:

Device Configuration:

Poller: Device Under Test

NFC Forum Reference Device: Listener 1

Jumper Configuration:

Position J3 at position 1 (820 Ω)

Position: 113

Attempt 1

11-21 rue Hubble
Parc de la Haute borne
59650 Villeneuve d'Ascq – France
+33 320 746 630
smartcards@microprocess.com

Execute exchange

Using Scenario from Activity 1.1

The scenario is compliant with specifications

Measured Vov,RESET = 1.887 mV RMS +/- 0.35000 mV RMS

Measured TFIELD_OFF = 7.13 ms +/- 147 ns

The residual carrier amplitude VOV,RESET and duration tFIELD_OFF are compliant with the specification. I.e. VOV,RESET <= 3.500 mvRMS and tFIELD_OFF >= 5.100 ms.

The Reset Characteristics Measurement of the Polling Device under test is compliant.

TC_AN20_POL_UND_04.113 passed.

c. MPLog Traces

Trace 1: C:\Users\MICROPROSS\Desktop\Project\san\TS_MPM3_NFC Forum Analog_v3.2.1\NFC Forum Analog Test Suite\[Default Session] Traces\[_1][J1]TC_AN20_POL_UND_04.113[2020-08-18T145346]\Attempt 1\Trace.mplog

d. Pictures

11-21 rue Hubble
Parc de la Haute borne
59650 Villeneuve d'Ascq – France
+33 320 746 630
smartcards@microprossx.com

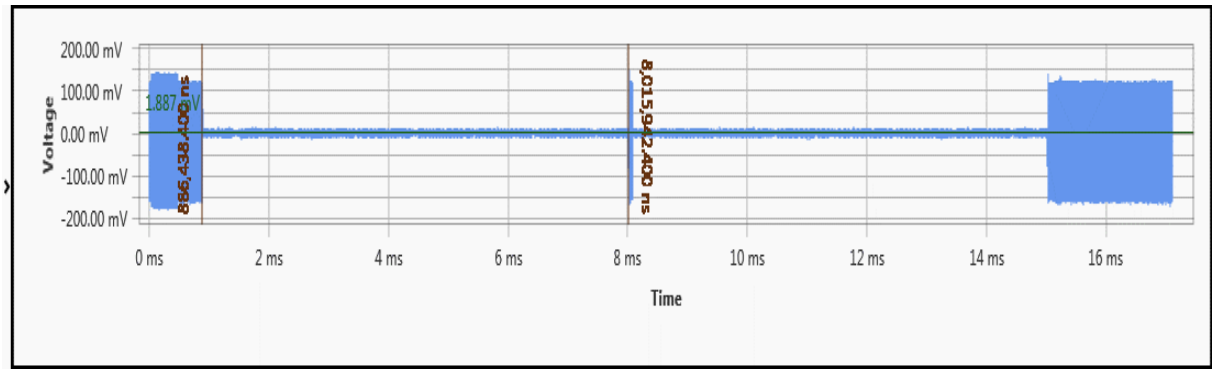

Picture

11-21 rue Hubble
Parc de la Haute borne
59650 Villeneuve d'Ascq – France
+33 320 746 630
smartcards@microprross.com

40. Test: TC_AN20_POL_UND_04.120

a. Test Case Information

Operator	*Default Operator*
Description	*This test verifies poller reset characteristics.*
Testing Date	*2020-08-18T14:56*
Device Name	*TCL2*
Device Serial Number	*MP3.12.35.20*
Firmware version	*43.0*
Driver version	*1.29*
MPManager version	*3.6.4*
Test case status	*PASSED*

b. Test Log

TC_AN20_POL_UND_04.120

This test verifies poller reset characteristics.

Parameters:

Device Configuration:

Poller: Device Under Test

NFC Forum Reference Device: Listener 1

Jumper Configuration:

Position J3 at position 1 (820 Ω)

Position: 120

Attempt 1

11-21 rue Hubble
Parc de la Haute borne
59650 Villeneuve d'Ascq – France
+33 320 746 630
smartcards@microprocess.com

Execute exchange

Using Scenario from Activity 1.1

The scenario is compliant with specifications

Measured Vov,RESET = 3.825 mV RMS +/- 0.35000 mV RMS

Measured TFIELD_OFF = 7.129 ms +/- 147 ns

The residual carrier amplitude VOV,RESET and duration tFIELD_OFF are compliant with the specification. I.e. VOV,RESET <= 3.500 mvRMS and tFIELD_OFF >= 5.100 ms.

The Reset Characteristics Measurement of the Polling Device under test is compliant.

TC_AN20_POL_UND_04.120 passed.

c. MPLog Traces

Trace 1: C:\Users\MICROPROSS\Desktop\Project\san\TS_MPM3_NFC Forum Analog_v3.2.1\NFC Forum Analog Test Suite\[Default Session] Traces\[_1][J1]TC_AN20_POL_UND_04.120[2020-08-18T145653]\Attempt 1\Trace.mplog

d. Pictures

11-21 rue Hubble
Parc de la Haute borne
59650 Villeneuve d'Ascq – France
+33 320 746 630
smartcards@microprossx.com

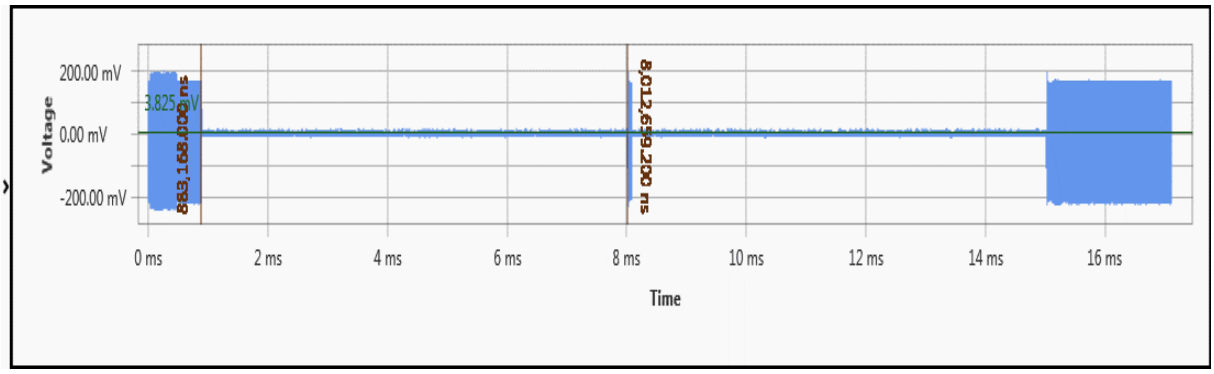

Picture

11-21 rue Hubble
Parc de la Haute borne
59650 Villeneuve d'Ascq – France
+33 320 746 630
smartcards@microprross.com

41. Test: TC_AN20_POL_UND_04.121

a. Test Case Information

Operator	*Default Operator*
Description	*This test verifies poller reset characteristics.*
Testing Date	*2020-08-18T14:59*
Device Name	*TCL2*
Device Serial Number	*MP3.12.35.20*
Firmware version	*43.0*
Driver version	*1.29*
MPManager version	*3.6.4*
Test case status	*PASSED*

b. Test Log

TC_AN20_POL_UND_04.121

This test verifies poller reset characteristics.

Parameters:

Device Configuration:

Poller: Device Under Test

NFC Forum Reference Device: Listener 1

Jumper Configuration:

Position J3 at position 1 (820 Ω)

Position: 121

Attempt 1

11-21 rue Hubble
Parc de la Haute borne
59650 Villeneuve d'Ascq – France
+33 320 746 630
smartcards@microprocess.com

Execute exchange

Using Scenario from Activity 1.1

The scenario is compliant with specifications

Measured Vov,RESET = 1.829 mV RMS +/- 0.35000 mV RMS

Measured TFIELD_OFF = 7.13 ms +/- 147 ns

The residual carrier amplitude VOV,RESET and duration tFIELD_OFF are compliant with the specification. I.e. VOV,RESET <= 3.500 mvRMS and tFIELD_OFF >= 5.100 ms.

The Reset Characteristics Measurement of the Polling Device under test is compliant.

TC_AN20_POL_UND_04.121 passed.

c. MPLog Traces

Trace 1: C:\Users\MICROPROSS\Desktop\Project\san\TS_MPM3_NFC Forum Analog_v3.2.1\NFC Forum Analog Test Suite\[Default Session] Traces\[_1][J1]TC_AN20_POL_UND_04.121[2020-08-18T145926]\Attempt 1\Trace.mplog

d. Pictures

11-21 rue Hubble
Parc de la Haute borne
59650 Villeneuve d'Ascq – France
+33 320 746 630
smartcards@microprossl.com

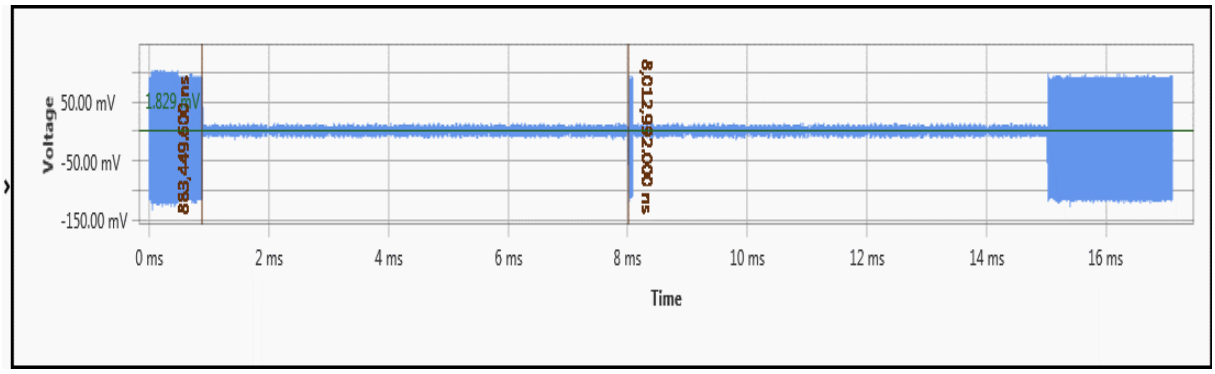

Picture

11-21 rue Hubble
Parc de la Haute borne
59650 Villeneuve d'Ascq – France
+33 320 746 630
smartcards@microprross.com

42. Test: TC_AN20_POL_UND_04.122

a. Test Case Information

Operator	*Default Operator*
Description	*This test verifies poller reset characteristics.*
Testing Date	*2020-08-18T15:01*
Device Name	*TCL2*
Device Serial Number	*MP3.12.35.20*
Firmware version	*43.0*
Driver version	*1.29*
MPManager version	*3.6.4*
Test case status	*PASSED*

b. Test Log

TC_AN20_POL_UND_04.122

This test verifies poller reset characteristics.

Parameters:

Device Configuration:

Poller: Device Under Test

NFC Forum Reference Device: Listener 1

Jumper Configuration:

Position J3 at position 1 (820 Ω)

Position: 122

Attempt 1

11-21 rue Hubble
Parc de la Haute borne
59650 Villeneuve d'Ascq – France
+33 320 746 630
smartcards@microprocess.com

Execute exchange

Using Scenario from Activity 1.1

The scenario is compliant with specifications

Measured Vov,RESET = 3.758 mV RMS +/- 0.35000 mV RMS

Measured TFIELD_OFF = 7.13 ms +/- 147 ns

The residual carrier amplitude VOV,RESET and duration tFIELD_OFF are compliant with the specification. I.e. VOV,RESET <= 3.500 mvRMS and tFIELD_OFF >= 5.100 ms.

The Reset Characteristics Measurement of the Polling Device under test is compliant.

TC_AN20_POL_UND_04.122 passed.

c. MPLog Traces

Trace 1: C:\Users\MICROPROSS\Desktop\Project\san\TS_MPM3_NFC Forum Analog_v3.2.1\NFC Forum Analog Test Suite\[Default Session] Traces\[_1][J1]TC_AN20_POL_UND_04.122[2020-08-18T150156]\Attempt 1\Trace.mplog

d. Pictures

11-21 rue Hubble
Parc de la Haute borne
59650 Villeneuve d'Ascq – France
+33 320 746 630
smartcards@microprossx.com

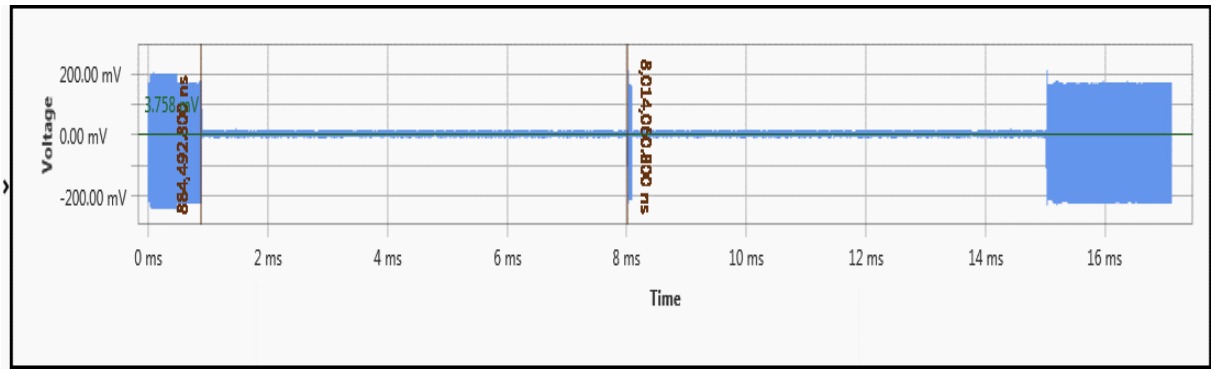

Picture

11-21 rue Hubble
Parc de la Haute borne
59650 Villeneuve d'Ascq – France
+33 320 746 630
smartcards@microprross.com

43. Test: TC_AN20_POL_UND_04.123

a. Test Case Information

Operator	*Default Operator*
Description	*This test verifies poller reset characteristics.*
Testing Date	*2020-08-18T15:04*
Device Name	*TCL2*
Device Serial Number	*MP3.12.35.20*
Firmware version	*43.0*
Driver version	*1.29*
MPManager version	*3.6.4*
Test case status	*PASSED*

b. Test Log

TC_AN20_POL_UND_04.123

This test verifies poller reset characteristics.

Parameters:

Device Configuration:

Poller: Device Under Test

NFC Forum Reference Device: Listener 1

Jumper Configuration:

Position J3 at position 1 (820 Ω)

Position: 123

Attempt 1

11-21 rue Hubble
Parc de la Haute borne
59650 Villeneuve d'Ascq – France
+33 320 746 630
smartcards@microprocess.com

Execute exchange

Using Scenario from Activity 1.1

The scenario is compliant with specifications

Measured Vov,RESET = 1.871 mV RMS +/- 0.35000 mV RMS

Measured TFIELD_OFF = 7.13 ms +/- 147 ns

The residual carrier amplitude VOV,RESET and duration tFIELD_OFF are compliant with the specification. I.e. VOV,RESET <= 3.500 mvRMS and tFIELD_OFF >= 5.100 ms.

The Reset Characteristics Measurement of the Polling Device under test is compliant.

TC_AN20_POL_UND_04.123 passed.

c. MPLog Traces

Trace 1: C:\Users\MICROPROSS\Desktop\Project\san\TS_MPM3_NFC Forum Analog_v3.2.1\NFC Forum Analog Test Suite\[Default Session] Traces\[_1][J1]TC_AN20_POL_UND_04.123[2020-08-18T150411]\Attempt 1\Trace.mplog

d. Pictures

11-21 rue Hubble
Parc de la Haute borne
59650 Villeneuve d'Ascq – France
+33 320 746 630
smartcards@micropross.com

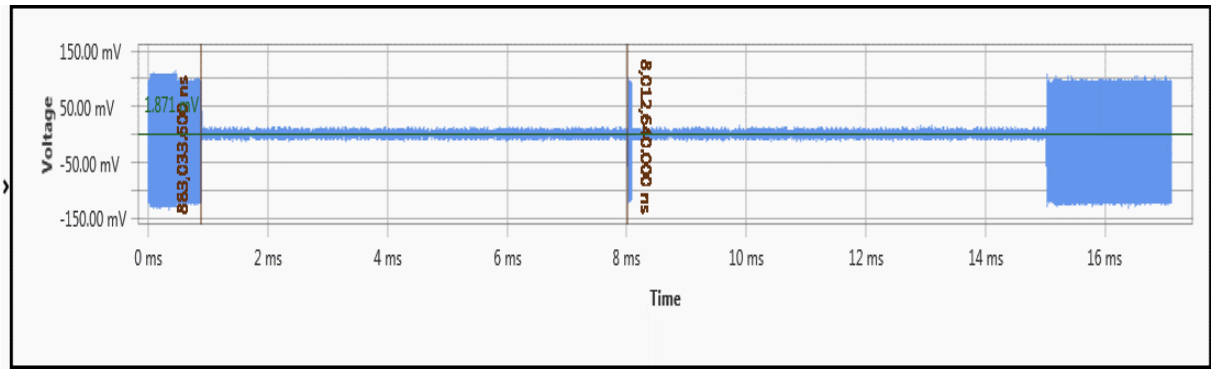

Picture

11-21 rue Hubble
Parc de la Haute borne
59650 Villeneuve d'Ascq – France
+33 320 746 630
smartcards@microprocess.com

44. Test: TC_AN20_POL_NFCA_01.000 (820 Ω)

a. Test Case Information

Operator	*Default Operator*
Description	*This test verifies poller waveform characteristics.*
Testing Date	*2020-10-14T14:53*
Device Name	*TCL2*
Device Serial Number	*MP3.12.35.20*
Firmware version	*43.0*
Driver version	*1.29*
MPManager version	*3.6.4*
Test case status	*PASSED*

b. Test Log

TC_AN20_POL_NFCA_01.000 (820 Ω)

This test verifies poller waveform characteristics.

Parameters:

Device Configuration:

Poller: Device Under Test

NFC Forum Reference Device: Listener 1

Jumper Configuration:

Position J3 at position 1 (820 Ω)

Position: 000

Attempt 1

11-21 rue Hubble
Parc de la Haute borne
59650 Villeneuve d'Ascq – France
+33 320 746 630
smartcards@microprossx.com

Modulation envelope (pk-pk) = 307.674 mV

Value of T1 (2.624 µs) is in specifications limits ([2.060 µs, 2.990 µs|+/-0.147|]).

Value of T2 (2.256 µs) is in specifications limits ([0.520 µs, 2.624 µs|+/-0.147|]).

Value of T3 (0.262 µs) is in specifications limits ([0.186 µs, 1.180 µs|+/-0.147|]).

Value of T4 (0.124 µs) is in specifications limits ([0.000 µs, 0.440 µs|+/-0.147|]).

Value of T5 (0.080 µs) is in specifications limits ([0.000 µs, 0.500 µs|+/-0.147|]).

Value of Vout,A (10.36) is in specifications limits ([0.00 , 30.28 |+/-0.50|]).

Waveform Respect Specification : OK

The waveform characteristics of the NFC-A modulation provided by the Polling Device under test, shall be compliant with the specification.

The waveform measurement of the Polling Device under test is compliant.

TC_AN20_POL_NFCA_01.000 (820 Ω) passed.

c. MPLog Traces

Trace 1: C:\Users\MICROPROSS\Desktop\Project\san\TS_MPM3_NFC Forum Analog_v3.2.1\NFC Forum Analog Test Suite\[Default Session] Traces\[_1][J1]TC_AN20_POL_NFCA_01.000 (820 Ω)[2020-10-14T145329]\Attempt 1\Trace.mplog

d. Pictures

11-21 rue Hubble
Parc de la Haute borne
59650 Villeneuve d'Ascq – France
+33 320 746 630
smartcards@micropross.com

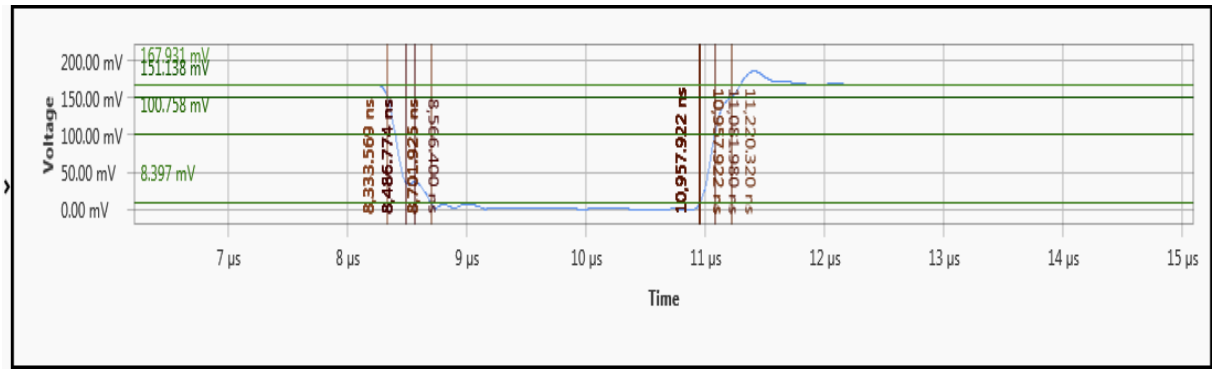

Analysis

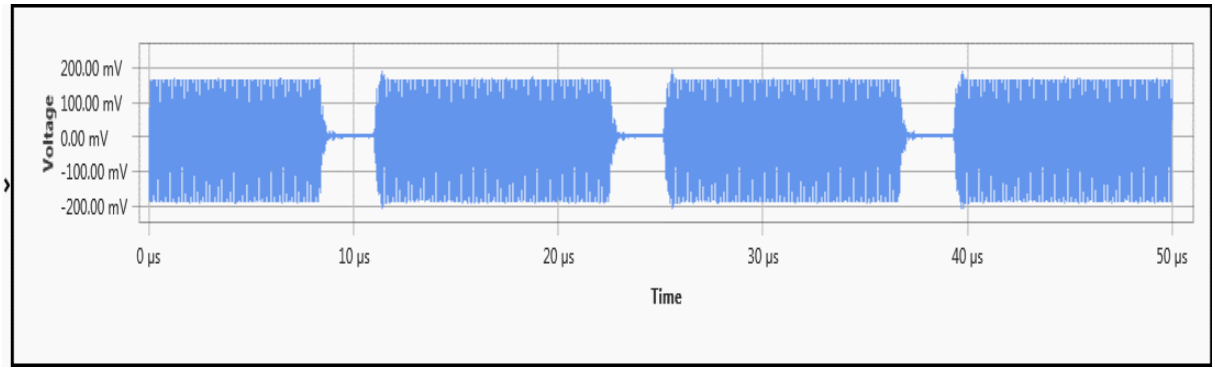

Trace

11-21 rue Hubble
Parc de la Haute borne
59650 Villeneuve d'Ascq – France
+33 320 746 630
smartcards@microprocess.com

45. Test: TC_AN20_POL_NFCA_01.010 (820 Ω)

a. Test Case Information

Operator	*Default Operator*
Description	*This test verifies poller waveform characteristics.*
Testing Date	*2020-10-14T14:53*
Device Name	*TCL2*
Device Serial Number	*MP3.12.35.20*
Firmware version	*43.0*
Driver version	*1.29*
MPManager version	*3.6.4*
Test case status	*PASSED*

b. Test Log

TC_AN20_POL_NFCA_01.010 (820 Ω)

This test verifies poller waveform characteristics.

Parameters:

Device Configuration:

Poller: Device Under Test

NFC Forum Reference Device: Listener 1

Jumper Configuration:

Position J3 at position 1 (820 Ω)

Position: 010

Attempt 1

11-21 rue Hubble
Parc de la Haute borne
59650 Villeneuve d'Ascq – France
+33 320 746 630
smartcards@micropross.com

Modulation envelope (pk-pk) = 257.269 mV

Value of T1 (2.623 µs) is in specifications limits ([2.060 µs, 2.990 µs|+/-0.147|]).

Value of T2 (2.254 µs) is in specifications limits ([0.520 µs, 2.623 µs|+/-0.147|]).

Value of T3 (0.267 µs) is in specifications limits ([0.190 µs, 1.180 µs|+/-0.147|]).

Value of T4 (0.126 µs) is in specifications limits ([0.000 µs, 0.440 µs|+/-0.147|]).

Value of T5 (0.076 µs) is in specifications limits ([0.000 µs, 0.500 µs|+/-0.147|]).

Value of Vout,A (10.61) is in specifications limits ([0.00 , 29.66 |+/-0.50|]).

Waveform Respect Specification : OK

The waveform characteristics of the NFC-A modulation provided by the Polling Device under test, shall be compliant with the specification.

The waveform measurement of the Polling Device under test is compliant.

TC_AN20_POL_NFCA_01.010 (820 Ω) passed.

c. MPLog Traces

Trace 1: C:\Users\MICROPROSS\Desktop\Project\san\TS_MPM3_NFC Forum Analog_v3.2.1\NFC Forum Analog Test Suite\[Default Session] Traces\[_1][J1]TC_AN20_POL_NFCA_01.010 (820 Ω)[2020-10-14T145351]\Attempt 1\Trace.mplog

d. Pictures

11-21 rue Hubble
Parc de la Haute borne
59650 Villeneuve d'Ascq – France
+33 320 746 630
smartcards@micropross.com

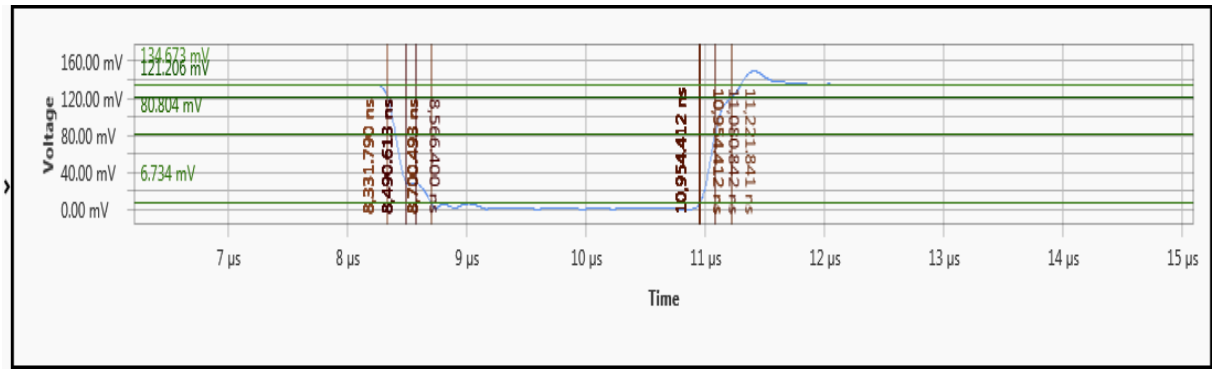

Analysis

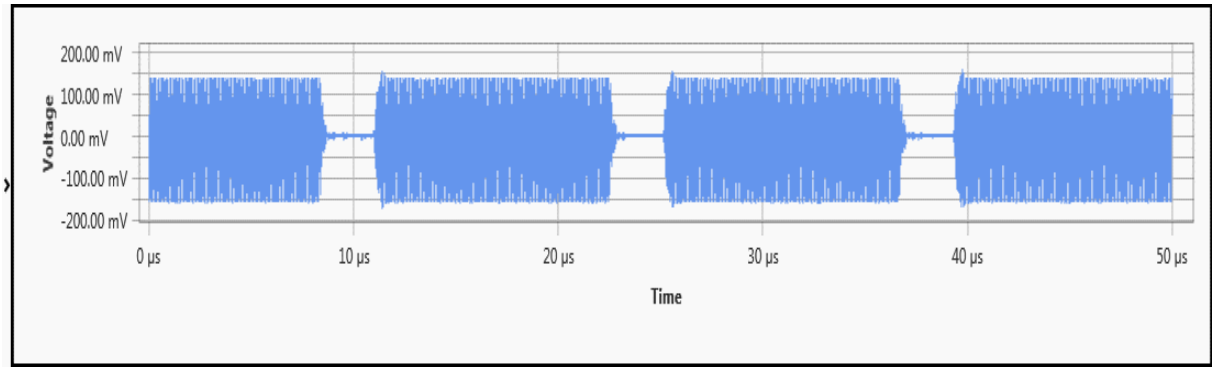

Trace

11-21 rue Hubble
Parc de la Haute borne
59650 Villeneuve d'Ascq – France
+33 320 746 630
smartcards@microprossx.com

46. Test: TC_AN20_POL_NFCA_01.011 (820 Ω)

a. Test Case Information

Operator	*Default Operator*
Description	*This test verifies poller waveform characteristics.*
Testing Date	*2020-09-25T14:19*
Device Name	*TCL2*
Device Serial Number	*MP3.12.35.20*
Firmware version	*43.0*
Driver version	*1.29*
MPManager version	*3.6.4*
Test case status	*PASSED*

b. Test Log

TC_AN20_POL_NFCA_01.011 (820 Ω)

This test verifies poller waveform characteristics.

Parameters:

Device Configuration:

Poller: Device Under Test

NFC Forum Reference Device: Listener 1

Jumper Configuration:

Position J3 at position 1 (820 Ω)

Position: 011

Attempt 1

11-21 rue Hubble
Parc de la Haute borne
59650 Villeneuve d'Ascq – France
+33 320 746 630
smartcards@microprossx.com

Modulation envelope (pk-pk) = 340.610 mV

Value of T1 (2.614 µs) is in specifications limits ([2.060 µs, 2.990 µs|+/-0.147|]).

Value of T2 (2.270 µs) is in specifications limits ([0.520 µs, 2.614 µs|+/-0.147|]).

Value of T3 (0.380 µs) is in specifications limits ([0.278 µs, 1.180 µs|+/-0.147|]).

Value of T4 (0.185 µs) is in specifications limits ([0.000 µs, 0.440 µs|+/-0.147|]).

Value of T5 (0.000 µs) is in specifications limits ([0.000 µs, 0.500 µs|+/-0.147|]).

Value of Vout,A (0.73) is in specifications limits ([0.00 , 15.81 |+/-0.50|]).

Waveform Respect Specification : OK

The waveform characteristics of the NFC-A modulation provided by the Polling Device under test, shall be compliant with the specification.

The waveform measurement of the Polling Device under test is compliant.

TC_AN20_POL_NFCA_01.011 (820 Ω) passed.

c. MPLog Traces

Trace 1: C:\Users\MICROPROSS\Desktop\Project\san\TS_MPM3_NFC Forum Analog_v3.2.1\NFC Forum Analog Test Suite\[Default Session] Traces\[_1][J1]TC_AN20_POL_NFCA_01.011 (820 Ω)[2020-09-25T141901]\Attempt 1\Trace.mplog

d. Pictures

11-21 rue Hubble
Parc de la Haute borne
59650 Villeneuve d'Ascq – France
+33 320 746 630
smartcards@microprocess.com

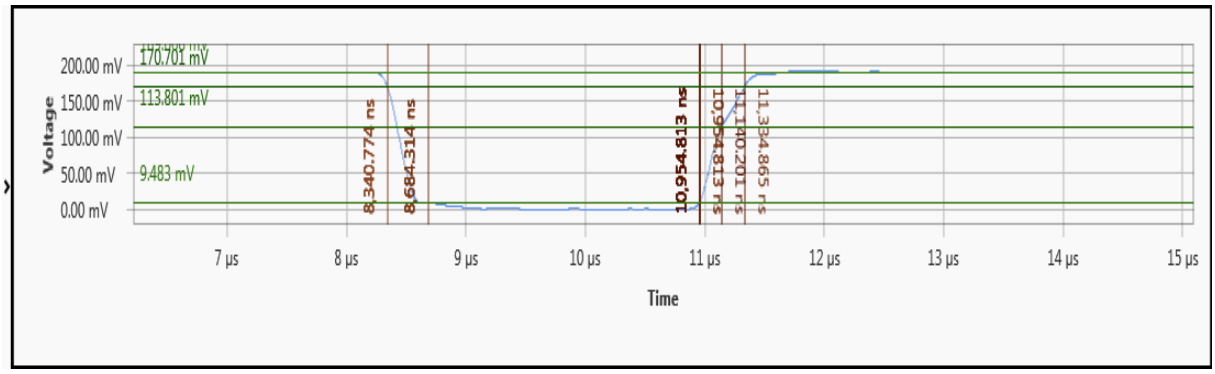

Analysis

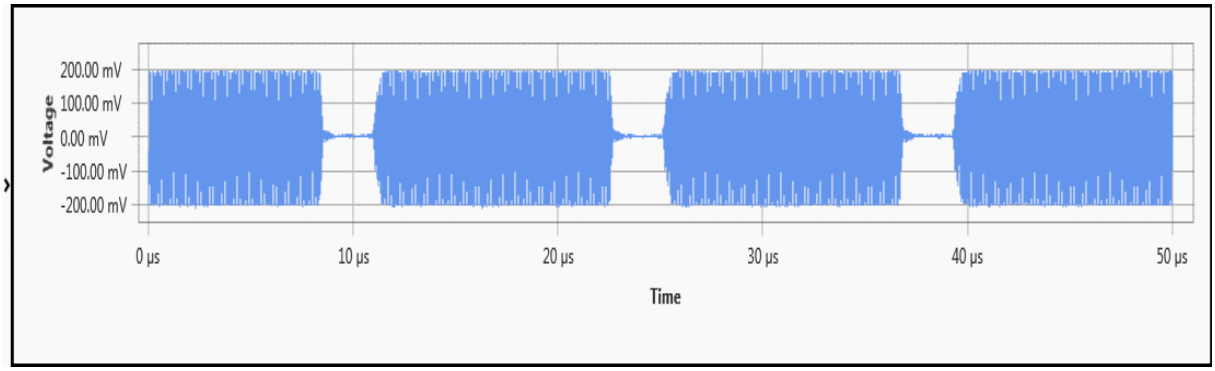

Trace

11-21 rue Hubble
Parc de la Haute borne
59650 Villeneuve d'Ascq – France
+33 320 746 630
smartcards@microprossx.com

47. Test: TC_AN20_POL_NFCA_01.012 (820 Ω)

a. Test Case Information

Operator	*Default Operator*
Description	*This test verifies poller waveform characteristics.*
Testing Date	*2020-10-14T14:54*
Device Name	*TCL2*
Device Serial Number	*MP3.12.35.20*
Firmware version	*43.0*
Driver version	*1.29*
MPManager version	*3.6.4*
Test case status	*PASSED*

b. Test Log

TC_AN20_POL_NFCA_01.012 (820 Ω)

This test verifies poller waveform characteristics.

Parameters:

Device Configuration:

Poller: Device Under Test

NFC Forum Reference Device: Listener 1

Jumper Configuration:

Position J3 at position 1 (820 Ω)

Position: 012

Attempt 1

11-21 rue Hubble
Parc de la Haute borne
59650 Villeneuve d'Ascq – France
+33 320 746 630
smartcards@micropross.com

Modulation envelope (pk-pk) = 313.286 mV

Value of T1 (2.626 µs) is in specifications limits ([2.060 µs, 2.990 µs|+/-0.147|]).

Value of T2 (2.258 µs) is in specifications limits ([0.520 µs, 2.626 µs|+/-0.147|]).

Value of T3 (0.261 µs) is in specifications limits ([0.185 µs, 1.180 µs|+/-0.147|]).

Value of T4 (0.123 µs) is in specifications limits ([0.000 µs, 0.440 µs|+/-0.147|]).

Value of T5 (0.080 µs) is in specifications limits ([0.000 µs, 0.500 µs|+/-0.147|]).

Value of Vout,A (10.53) is in specifications limits ([0.00 , 30.46 |+/-0.50|]).

Waveform Respect Specification : OK

The waveform characteristics of the NFC-A modulation provided by the Polling Device under test, shall be compliant with the specification.

The waveform measurement of the Polling Device under test is compliant.

TC_AN20_POL_NFCA_01.012 (820 Ω) passed.

c. MPLog Traces

Trace 1: C:\Users\MICROPROSS\Desktop\Project\san\TS_MPM3_NFC Forum Analog_v3.2.1\NFC Forum Analog Test Suite\[Default Session] Traces\[_1][J1]TC_AN20_POL_NFCA_01.012 (820 Ω)[2020-10-14T145416]\Attempt 1\Trace.mplog

d. Pictures

11-21 rue Hubble
Parc de la Haute borne
59650 Villeneuve d'Ascq – France
+33 320 746 630
smartcards@micropross.com

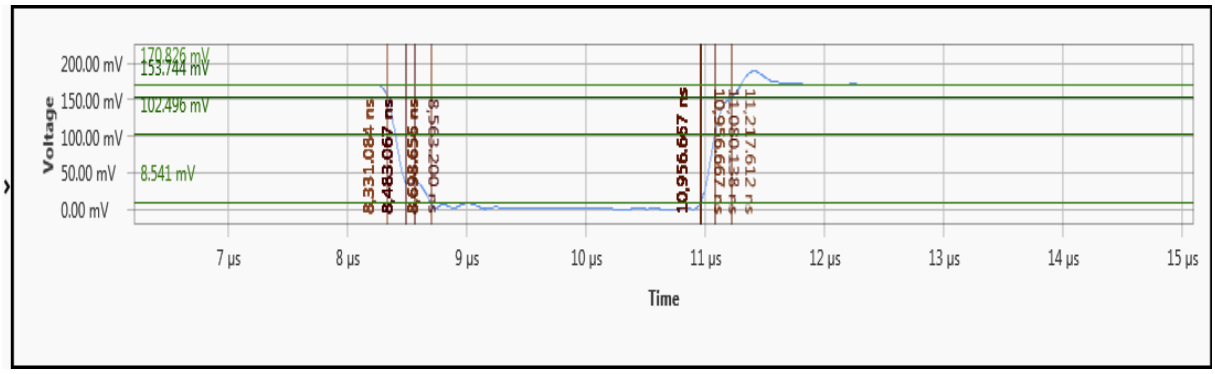

Analysis

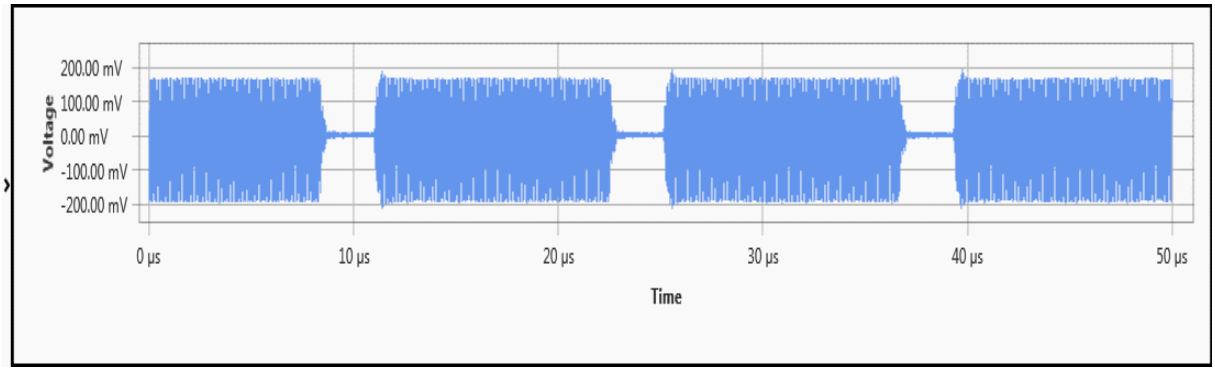

Trace

11-21 rue Hubble
Parc de la Haute borne
59650 Villeneuve d'Ascq – France
+33 320 746 630
smartcards@microprross.com

48. Test: TC_AN20_POL_NFCA_01.013 (820 Ω)

a. Test Case Information

Operator	*Default Operator*
Description	*This test verifies poller waveform characteristics.*
Testing Date	*2020-10-14T14:54*
Device Name	*TCL2*
Device Serial Number	*MP3.12.35.20*
Firmware version	*43.0*
Driver version	*1.29*
MPManager version	*3.6.4*
Test case status	*PASSED*

b. Test Log

TC_AN20_POL_NFCA_01.013 (820 Ω)

This test verifies poller waveform characteristics.

Parameters:

Device Configuration:

Poller: Device Under Test

NFC Forum Reference Device: Listener 1

Jumper Configuration:

Position J3 at position 1 (820 Ω)

Position: 013

Attempt 1

11-21 rue Hubble
Parc de la Haute borne
59650 Villeneuve d'Ascq – France
+33 320 746 630
smartcards@micropross.com

Modulation envelope (pk-pk) = 231.860 mV

Value of T1 (2.624 µs) is in specifications limits ([2.060 µs, 2.990 µs|+/-0.147|]).

Value of T2 (2.255 µs) is in specifications limits ([0.520 µs, 2.624 µs|+/-0.147|]).

Value of T3 (0.266 µs) is in specifications limits ([0.188 µs, 1.180 µs|+/-0.147|]).

Value of T4 (0.125 µs) is in specifications limits ([0.000 µs, 0.440 µs|+/-0.147|]).

Value of T5 (0.069 µs) is in specifications limits ([0.000 µs, 0.500 µs|+/-0.147|]).

Value of Vout,A (10.58) is in specifications limits ([0.00 , 29.80 |+/-0.50|]).

Waveform Respect Specification : OK

The waveform characteristics of the NFC-A modulation provided by the Polling Device under test, shall be compliant with the specification.

The waveform measurement of the Polling Device under test is compliant.

TC_AN20_POL_NFCA_01.013 (820 Ω) passed.

c. MPLog Traces

Trace 1: C:\Users\MICROPROSS\Desktop\Project\san\TS_MPM3_NFC Forum Analog_v3.2.1\NFC Forum Analog Test Suite\[Default Session] Traces\[_1][J1]TC_AN20_POL_NFCA_01.013 (820 Ω)[2020-10-14T145435]\Attempt 1\Trace.mplog

d. Pictures

11-21 rue Hubble
Parc de la Haute borne
59650 Villeneuve d'Ascq – France
+33 320 746 630
smartcards@microprossl.com

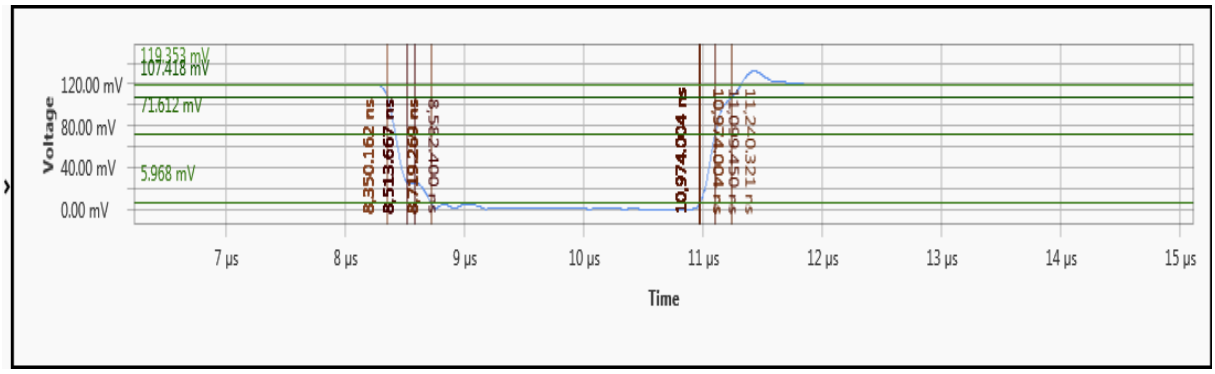

Analysis

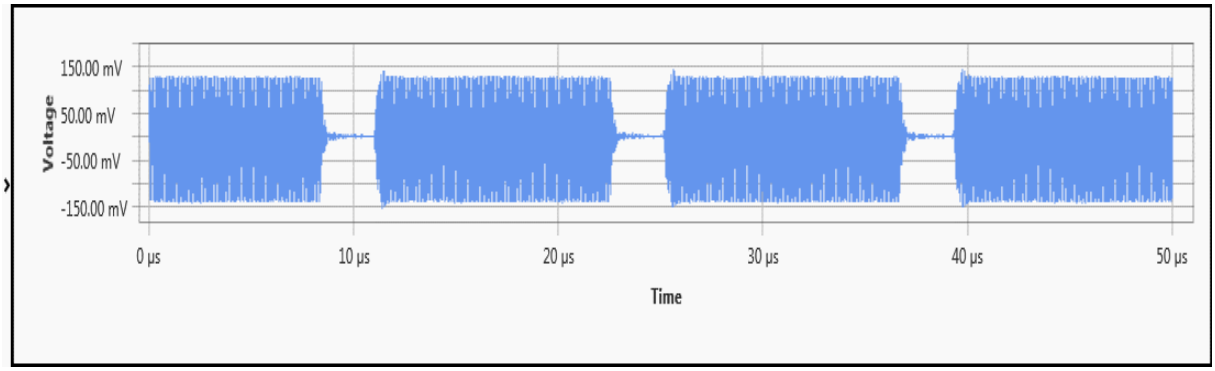

Trace

11-21 rue Hubble
Parc de la Haute borne
59650 Villeneuve d'Ascq – France
+33 320 746 630
smartcards@microprocess.com

49. Test: TC_AN20_POL_NFCA_01.100 (820 Ω)

a. Test Case Information

Operator	*Default Operator*
Description	*This test verifies poller waveform characteristics.*
Testing Date	*2020-10-14T14:52*
Device Name	*TCL2*
Device Serial Number	*MP3.12.35.20*
Firmware version	*43.0*
Driver version	*1.29*
MPManager version	*3.6.4*
Test case status	*PASSED*

b. Test Log

TC_AN20_POL_NFCA_01.100 (820 Ω)

This test verifies poller waveform characteristics.

Parameters:

Device Configuration:

Poller: Device Under Test

NFC Forum Reference Device: Listener 1

Jumper Configuration:

Position J3 at position 1 (820 Ω)

Position: 100

Attempt 1

11-21 rue Hubble
Parc de la Haute borne
59650 Villeneuve d'Ascq – France
+33 320 746 630
smartcards@micropross.com

Modulation envelope (pk-pk) = 291.397 mV

Value of T1 (2.624 µs) is in specifications limits ([2.060 µs, 2.990 µs|+/-0.147|]).

Value of T2 (2.248 µs) is in specifications limits ([0.520 µs, 2.624 µs|+/-0.147|]).

Value of T3 (0.283 µs) is in specifications limits ([0.198 µs, 1.180 µs|+/-0.147|]).

Value of T4 (0.132 µs) is in specifications limits ([0.000 µs, 0.440 µs|+/-0.147|]).

Value of T5 (0.093 µs) is in specifications limits ([0.000 µs, 0.500 µs|+/-0.147|]).

Value of Vout,A (8.44) is in specifications limits ([0.00 , 27.75 |+/-0.50|]).

Waveform Respect Specification : OK

The waveform characteristics of the NFC-A modulation provided by the Polling Device under test, shall be compliant with the specification.

The waveform measurement of the Polling Device under test is compliant.

TC_AN20_POL_NFCA_01.100 (820 Ω) passed.

c. MPLog Traces

Trace 1: C:\Users\MICROPROSS\Desktop\Project\san\TS_MPM3_NFC Forum Analog_v3.2.1\NFC Forum Analog Test Suite\[Default Session] Traces\[_1][J1]TC_AN20_POL_NFCA_01.100 (820 Ω)[2020-10-14T145252]\Attempt 1\Trace.mplog

d. Pictures

11-21 rue Hubble
Parc de la Haute borne
59650 Villeneuve d'Ascq – France
+33 320 746 630
smartcards@microprossx.com

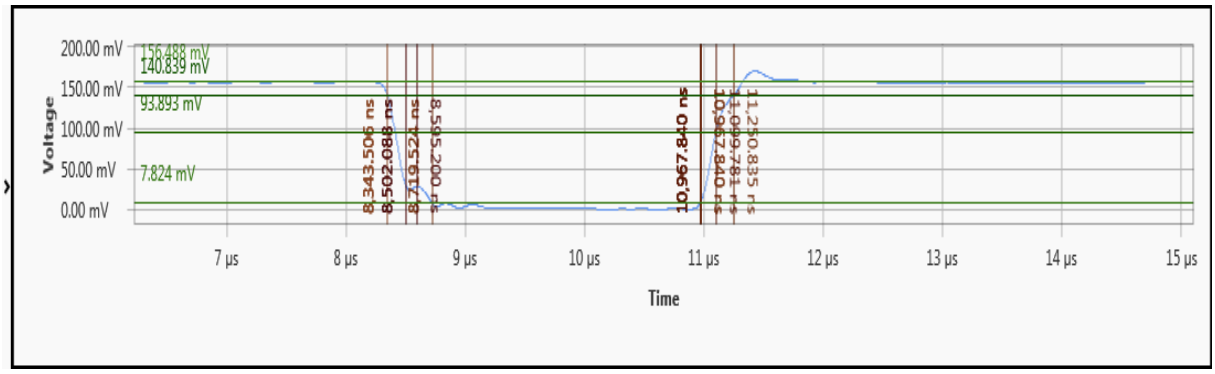

Analysis

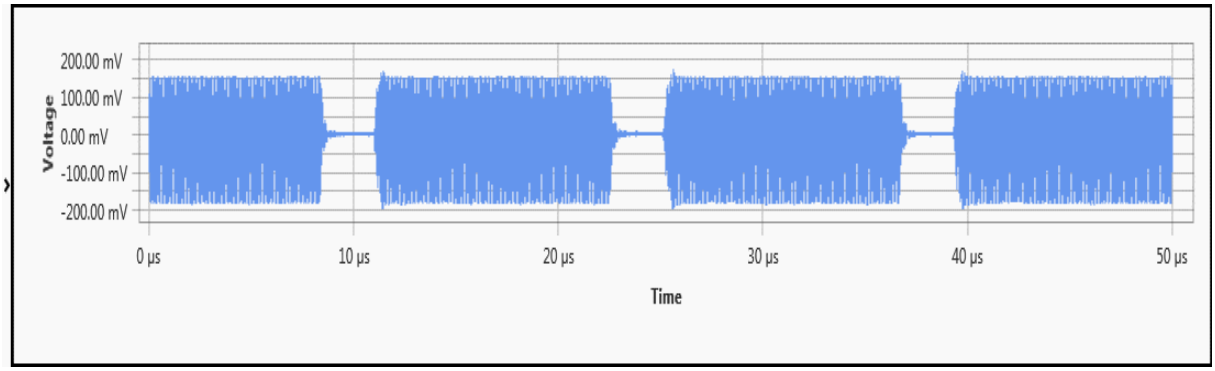

Trace

11-21 rue Hubble
Parc de la Haute borne
59650 Villeneuve d'Ascq – France
+33 320 746 630
smartcards@microprocess.com

50. Test: TC_AN20_POL_NFCA_01.110 (820 Ω)

a. Test Case Information

Operator	*Default Operator*
Description	*This test verifies poller waveform characteristics.*
Testing Date	*2020-10-14T14:54*
Device Name	*TCL2*
Device Serial Number	*MP3.12.35.20*
Firmware version	*43.0*
Driver version	*1.29*
MPManager version	*3.6.4*
Test case status	*PASSED*

b. Test Log

TC_AN20_POL_NFCA_01.110 (820 Ω)

This test verifies poller waveform characteristics.

Parameters:

Device Configuration:

Poller: Device Under Test

NFC Forum Reference Device: Listener 1

Jumper Configuration:

Position J3 at position 1 (820 Ω)

Position: 110

Attempt 1

11-21 rue Hubble
Parc de la Haute borne
59650 Villeneuve d'Ascq – France
+33 320 746 630
smartcards@micropross.com

Modulation envelope (pk-pk) = 297.244 mV

Value of T1 (2.624 µs) is in specifications limits ([2.060 µs, 2.990 µs|+/-0.147|]).

Value of T2 (2.246 µs) is in specifications limits ([0.520 µs, 2.624 µs|+/-0.147|]).

Value of T3 (0.287 µs) is in specifications limits ([0.200 µs, 1.180 µs|+/-0.147|]).

Value of T4 (0.133 µs) is in specifications limits ([0.000 µs, 0.440 µs|+/-0.147|]).

Value of T5 (0.096 µs) is in specifications limits ([0.000 µs, 0.500 µs|+/-0.147|]).

Value of Vout,A (8.14) is in specifications limits ([0.00 , 27.23 |+/-0.50|]).

Waveform Respect Specification : OK

The waveform characteristics of the NFC-A modulation provided by the Polling Device under test, shall be compliant with the specification.

The waveform measurement of the Polling Device under test is compliant.

TC_AN20_POL_NFCA_01.110 (820 Ω) passed.

c. MPLog Traces

Trace 1: C:\Users\MICROPROSS\Desktop\Project\san\TS_MPM3_NFC Forum Analog_v3.2.1\NFC Forum Analog Test Suite\[Default Session] Traces\[_1][J1]TC_AN20_POL_NFCA_01.110 (820 Ω)[2020-10-14T145459]\Attempt 1\Trace.mplog

d. Pictures

11-21 rue Hubble
Parc de la Haute borne
59650 Villeneuve d'Ascq – France
+33 320 746 630
smartcards@micropross.com

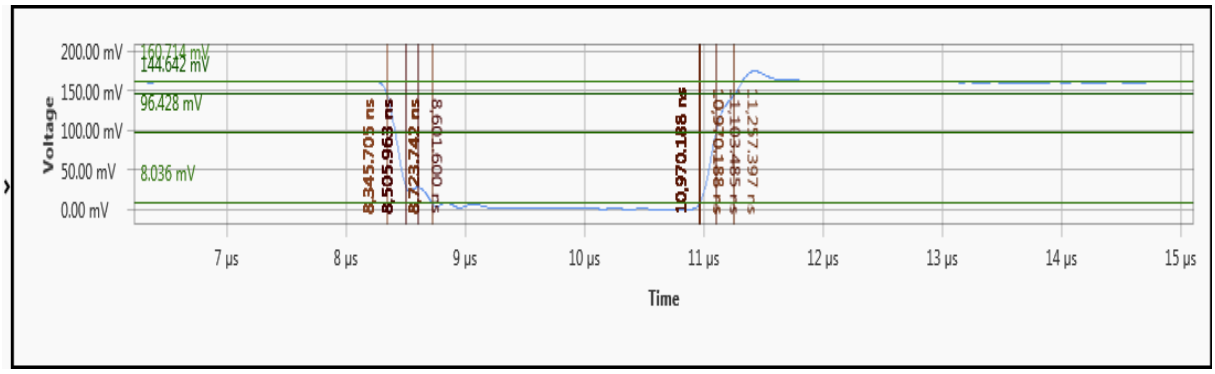

Analysis

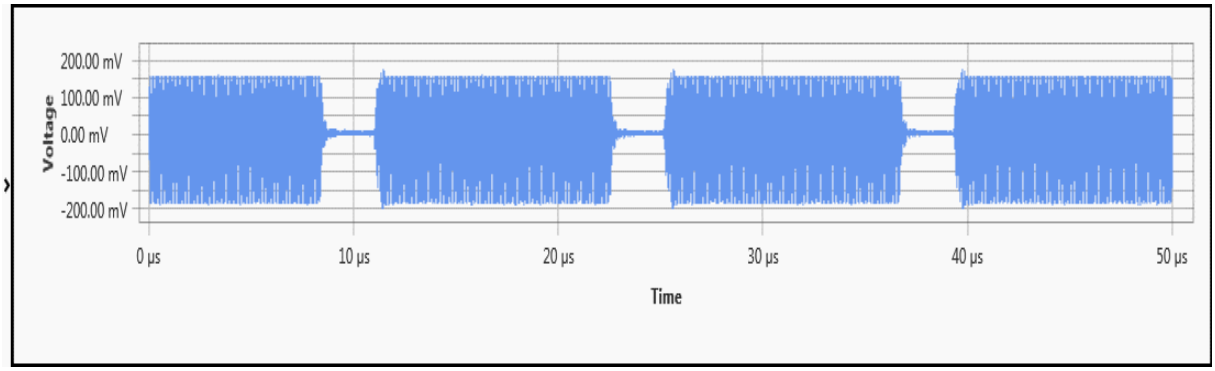

Trace

11-21 rue Hubble
Parc de la Haute borne
59650 Villeneuve d'Ascq – France
+33 320 746 630
smartcards@microprocess.com

51. Test: TC_AN20_POL_NFCA_01.111 (820 Ω)

a. Test Case Information

Operator	*Default Operator*
Description	*This test verifies poller waveform characteristics.*
Testing Date	*2020-10-14T14:55*
Device Name	*TCL2*
Device Serial Number	*MP3.12.35.20*
Firmware version	*43.0*
Driver version	*1.29*
MPManager version	*3.6.4*
Test case status	*PASSED*

b. Test Log

TC_AN20_POL_NFCA_01.111 (820 Ω)

This test verifies poller waveform characteristics.

Parameters:

Device Configuration:

Poller: Device Under Test

NFC Forum Reference Device: Listener 1

Jumper Configuration:

Position J3 at position 1 (820 Ω)

Position: 111

Attempt 1

11-21 rue Hubble
Parc de la Haute borne
59650 Villeneuve d'Ascq – France
+33 320 746 630
smartcards@micropross.com

Modulation envelope (pk-pk) = 251.451 mV

Value of T1 (2.623 µs) is in specifications limits ([2.060 µs, 2.990 µs|+/-0.147|]).

Value of T2 (2.247 µs) is in specifications limits ([0.520 µs, 2.623 µs|+/-0.147|]).

Value of T3 (0.287 µs) is in specifications limits ([0.199 µs, 1.180 µs|+/-0.147|]).

Value of T4 (0.133 µs) is in specifications limits ([0.000 µs, 0.440 µs|+/-0.147|]).

Value of T5 (0.091 µs) is in specifications limits ([0.000 µs, 0.500 µs|+/-0.147|]).

Value of Vout,A (8.61) is in specifications limits ([0.00 , 27.22 |+/-0.50|]).

Waveform Respect Specification : OK

The waveform characteristics of the NFC-A modulation provided by the Polling Device under test, shall be compliant with the specification.

The waveform measurement of the Polling Device under test is compliant.

TC_AN20_POL_NFCA_01.111 (820 Ω) passed.

c. MPLog Traces

Trace 1: C:\Users\MICROPROSS\Desktop\Project\san\TS_MPM3_NFC Forum Analog_v3.2.1\NFC Forum Analog Test Suite\[Default Session] Traces\[_1][J1]TC_AN20_POL_NFCA_01.111 (820 Ω)[2020-10-14T145516]\Attempt 1\Trace.mplog

d. Pictures

11-21 rue Hubble
Parc de la Haute borne
59650 Villeneuve d'Ascq – France
+33 320 746 630
smartcards@micropross.com

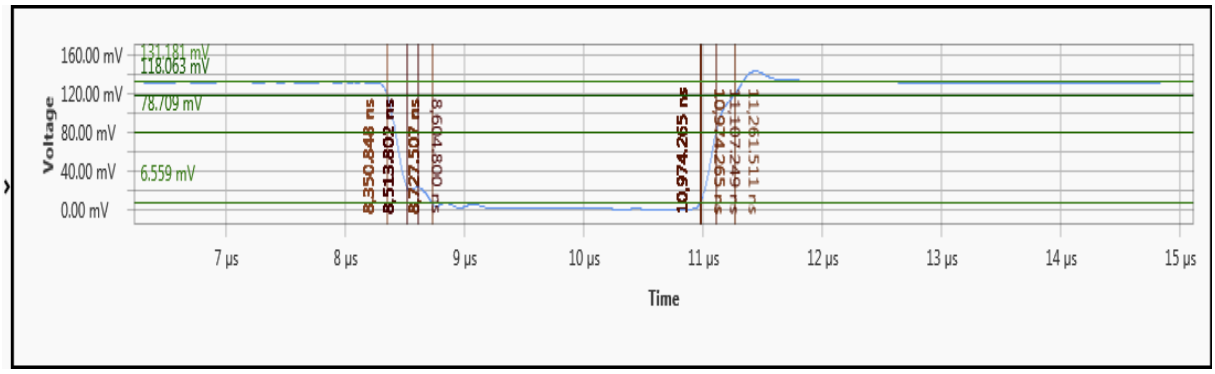

Analysis

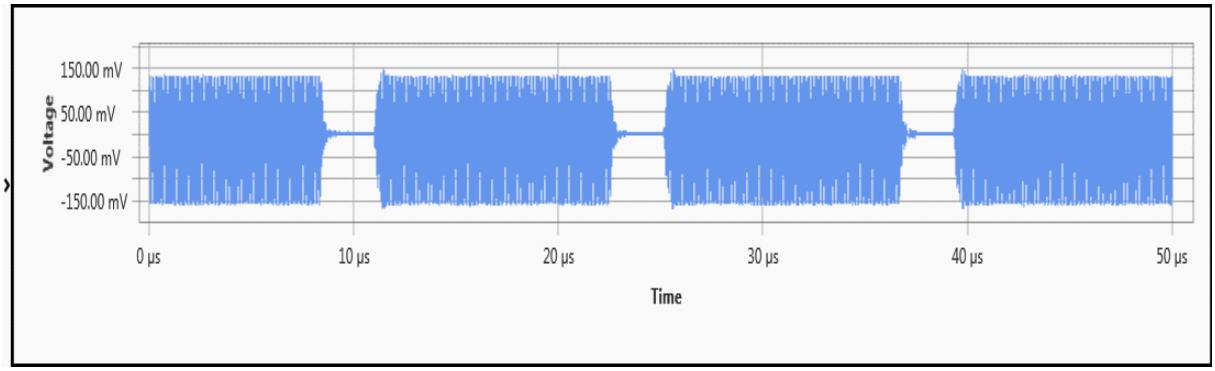

Trace

11-21 rue Hubble
Parc de la Haute borne
59650 Villeneuve d'Ascq – France
+33 320 746 630
smartcards@microprossx.com

52. Test: TC_AN20_POL_NFCA_01.112 (820 Ω)

a. Test Case Information

Operator	*Default Operator*
Description	*This test verifies poller waveform characteristics.*
Testing Date	*2020-10-14T14:55*
Device Name	*TCL2*
Device Serial Number	*MP3.12.35.20*
Firmware version	*43.0*
Driver version	*1.29*
MPManager version	*3.6.4*
Test case status	*PASSED*

b. Test Log

TC_AN20_POL_NFCA_01.112 (820 Ω)

This test verifies poller waveform characteristics.

Parameters:

Device Configuration:

Poller: Device Under Test

NFC Forum Reference Device: Listener 1

Jumper Configuration:

Position J3 at position 1 (820 Ω)

Position: 112

Attempt 1

11-21 rue Hubble
Parc de la Haute borne
59650 Villeneuve d'Ascq – France
+33 320 746 630
smartcards@microprossx.com

Modulation envelope (pk-pk) = 297.391 mV

Value of T1 (2.624 µs) is in specifications limits ([2.060 µs, 2.990 µs|+/-0.147|]).

Value of T2 (2.250 µs) is in specifications limits ([0.520 µs, 2.624 µs|+/-0.147|]).

Value of T3 (0.285 µs) is in specifications limits ([0.196 µs, 1.180 µs|+/-0.147|]).

Value of T4 (0.131 µs) is in specifications limits ([0.000 µs, 0.440 µs|+/-0.147|]).

Value of T5 (0.094 µs) is in specifications limits ([0.000 µs, 0.500 µs|+/-0.147|]).

Value of Vout,A (8.81) is in specifications limits ([0.00 , 27.56 |+/-0.50|]).

Waveform Respect Specification : OK

The waveform characteristics of the NFC-A modulation provided by the Polling Device under test, shall be compliant with the specification.

The waveform measurement of the Polling Device under test is compliant.

TC_AN20_POL_NFCA_01.112 (820 Ω) passed.

c. MPLog Traces

Trace 1: C:\Users\MICROPROSS\Desktop\Project\san\TS_MPM3_NFC Forum Analog_v3.2.1\NFC Forum Analog Test Suite\[Default Session] Traces\[_1][J1]TC_AN20_POL_NFCA_01.112 (820 Ω)[2020-10-14T145553]\Attempt 1\Trace.mplog

d. Pictures

11-21 rue Hubble
Parc de la Haute borne
59650 Villeneuve d'Ascq – France
+33 320 746 630
smartcards@micropross.com

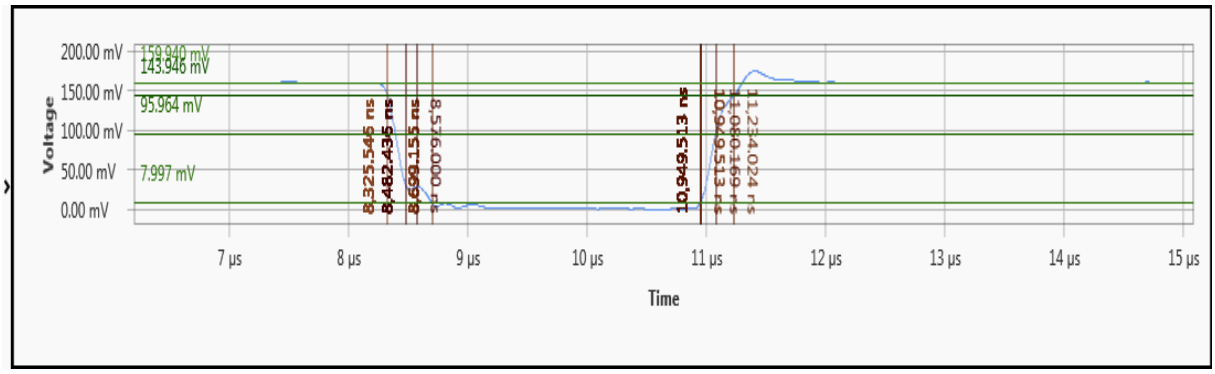

Analysis

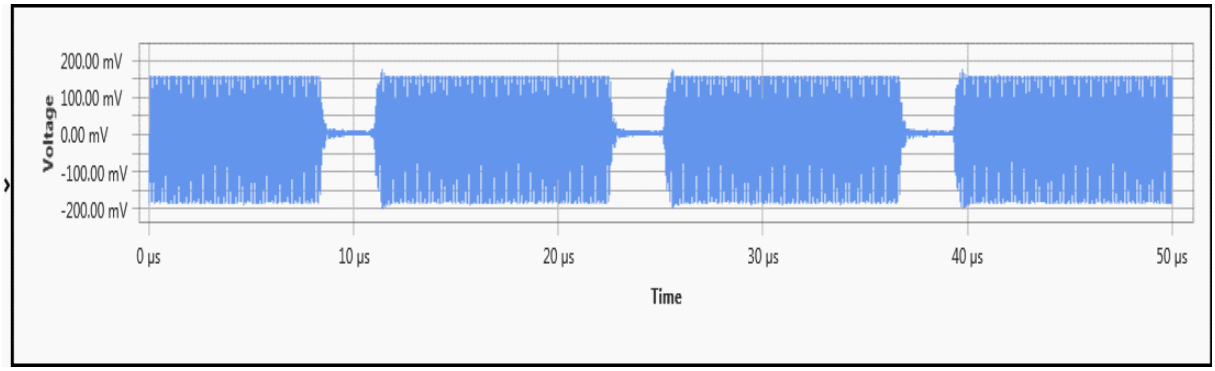

Trace

11-21 rue Hubble
Parc de la Haute borne
59650 Villeneuve d'Ascq – France
+33 320 746 630
smartcards@microprossx.com

53. Test: TC_AN20_POL_NFCA_01.113 (820 Ω)

a. Test Case Information

Operator	*Default Operator*
Description	*This test verifies poller waveform characteristics.*
Testing Date	*2020-10-14T14:56*
Device Name	*TCL2*
Device Serial Number	*MP3.12.35.20*
Firmware version	*43.0*
Driver version	*1.29*
MPManager version	*3.6.4*
Test case status	*PASSED*

b. Test Log

TC_AN20_POL_NFCA_01.113 (820 Ω)

This test verifies poller waveform characteristics.

Parameters:

Device Configuration:

Poller: Device Under Test

NFC Forum Reference Device: Listener 1

Jumper Configuration:

Position J3 at position 1 (820 Ω)

Position: 113

Attempt 1

11-21 rue Hubble
Parc de la Haute borne
59650 Villeneuve d'Ascq – France
+33 320 746 630
smartcards@micropross.com

Modulation envelope (pk-pk) = 236.115 mV

Value of T1 (2.623 µs) is in specifications limits ([2.060 µs, 2.990 µs|+/-0.147|]).

Value of T2 (2.245 µs) is in specifications limits ([0.520 µs, 2.623 µs|+/-0.147|]).

Value of T3 (0.290 µs) is in specifications limits ([0.202 µs, 1.180 µs|+/-0.147|]).

Value of T4 (0.135 µs) is in specifications limits ([0.000 µs, 0.440 µs|+/-0.147|]).

Value of T5 (0.092 µs) is in specifications limits ([0.000 µs, 0.500 µs|+/-0.147|]).

Value of Vout,A (8.04) is in specifications limits ([0.00 , 26.85 |+/-0.50|]).

Waveform Respect Specification : OK

The waveform characteristics of the NFC-A modulation provided by the Polling Device under test, shall be compliant with the specification.

The waveform measurement of the Polling Device under test is compliant.

TC_AN20_POL_NFCA_01.113 (820 Ω) passed.

c. MPLog Traces

Trace 1: C:\Users\MICROPROSS\Desktop\Project\san\TS_MPM3_NFC Forum Analog_v3.2.1\NFC Forum Analog Test Suite\[Default Session] Traces\[_1][J1]TC_AN20_POL_NFCA_01.113 (820 Ω)[2020-10-14T145614]\Attempt 1\Trace.mplog

d. Pictures

11-21 rue Hubble
Parc de la Haute borne
59650 Villeneuve d'Ascq – France
+33 320 746 630
smartcards@micropross.com

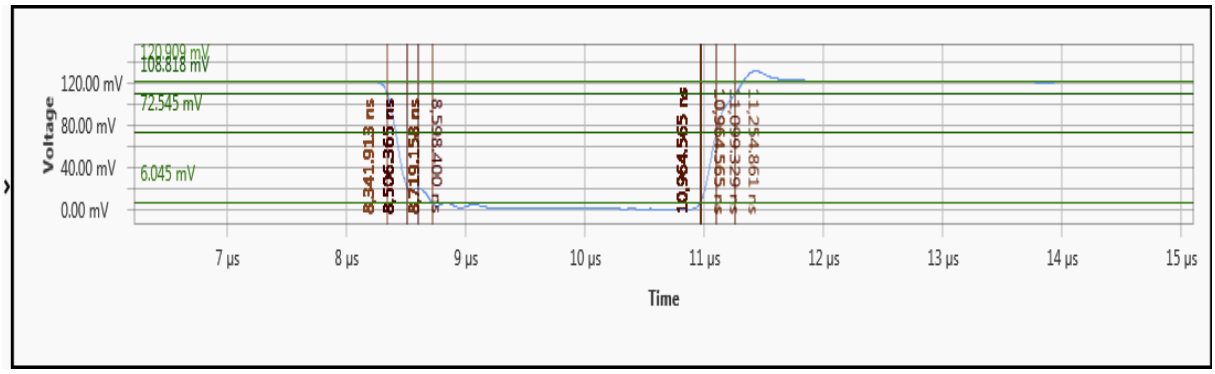

Analysis

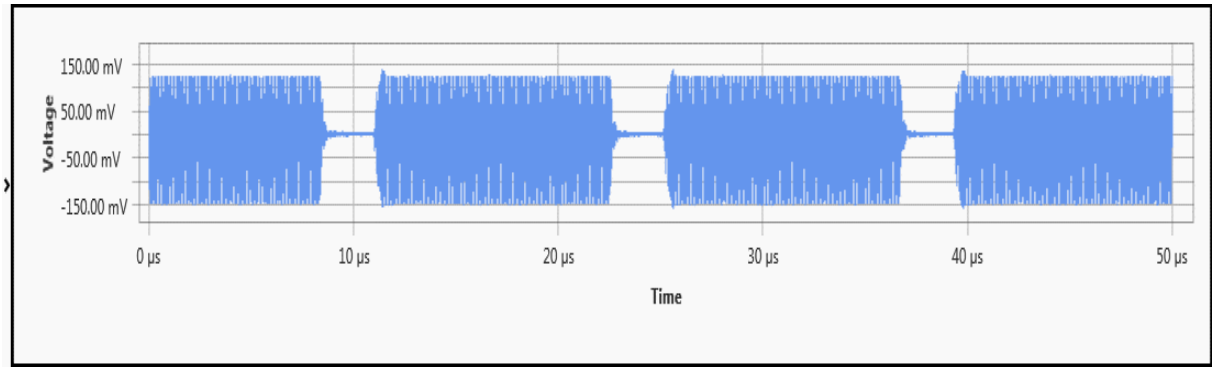

Trace

11-21 rue Hubble
Parc de la Haute borne
59650 Villeneuve d'Ascq – France
+33 320 746 630
smartcards@microprross.com

54. Test: TC_AN20_POL_NFCA_01.120 (820 Ω)

a. Test Case Information

Operator	*Default Operator*
Description	*This test verifies poller waveform characteristics.*
Testing Date	*2020-10-14T14:56*
Device Name	*TCL2*
Device Serial Number	*MP3.12.35.20*
Firmware version	*43.0*
Driver version	*1.29*
MPManager version	*3.6.4*
Test case status	*PASSED*

b. Test Log

TC_AN20_POL_NFCA_01.120 (820 Ω)

This test verifies poller waveform characteristics.

Parameters:

Device Configuration:

Poller: Device Under Test

NFC Forum Reference Device: Listener 1

Jumper Configuration:

Position J3 at position 1 (820 Ω)

Position: 120

Attempt 1

11-21 rue Hubble
Parc de la Haute borne
59650 Villeneuve d'Ascq – France
+33 320 746 630
smartcards@microprossx.com

Modulation envelope (pk-pk) = 331.649 mV

Value of T1 (2.624 µs) is in specifications limits ([2.060 µs, 2.990 µs|+/-0.147|]).

Value of T2 (2.105 µs) is in specifications limits ([0.520 µs, 2.624 µs|+/-0.147|]).

Value of T3 (0.289 µs) is in specifications limits ([0.201 µs, 1.180 µs|+/-0.147|]).

Value of T4 (0.134 µs) is in specifications limits ([0.000 µs, 0.440 µs|+/-0.147|]).

Value of T5 (0.100 µs) is in specifications limits ([0.000 µs, 0.500 µs|+/-0.147|]).

Value of Vout,A (7.80) is in specifications limits ([0.00 , 27.06 |+/-0.50|]).

Waveform Respect Specification : OK

The waveform characteristics of the NFC-A modulation provided by the Polling Device under test, shall be compliant with the specification.

The waveform measurement of the Polling Device under test is compliant.

TC_AN20_POL_NFCA_01.120 (820 Ω) passed.

c. MPLog Traces

Trace 1: C:\Users\MICROPROSS\Desktop\Project\san\TS_MPM3_NFC Forum Analog_v3.2.1\NFC Forum Analog Test Suite\[Default Session] Traces\[_1][J1]TC_AN20_POL_NFCA_01.120 (820 Ω)[2020-10-14T145632]\Attempt 1\Trace.mplog

d. Pictures

11-21 rue Hubble
Parc de la Haute borne
59650 Villeneuve d'Ascq – France
+33 320 746 630
smartcards@microprossx.com

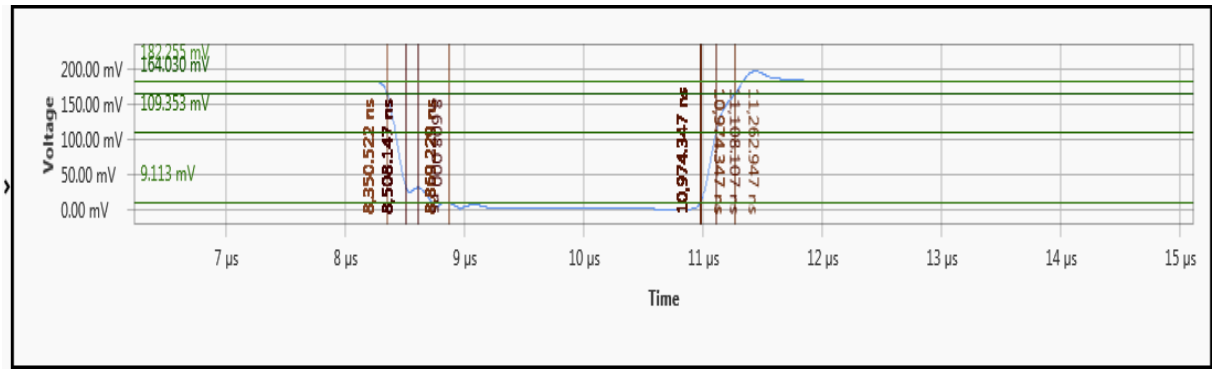

Analysis

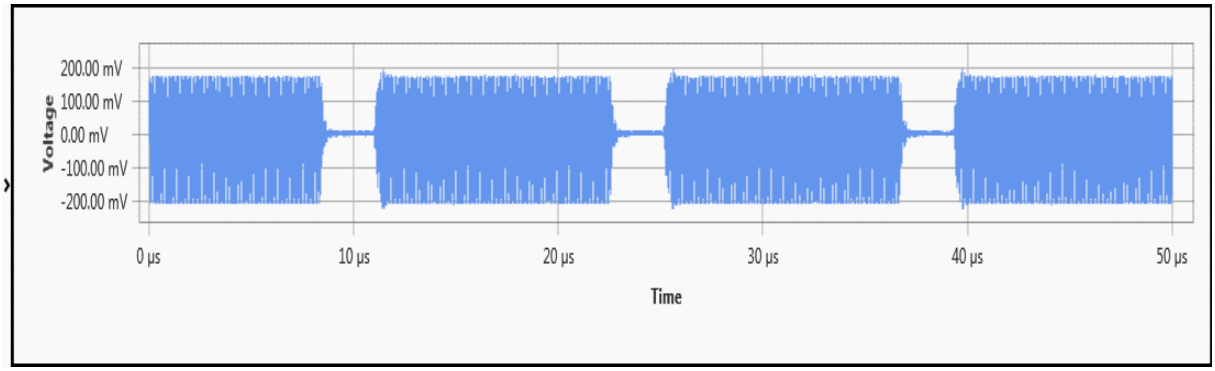

Trace

11-21 rue Hubble
Parc de la Haute borne
59650 Villeneuve d'Ascq – France
+33 320 746 630
smartcards@microprocess.com

55. Test: TC_AN20_POL_NFCA_01.121 (820 Ω)

a. Test Case Information

Operator	*Default Operator*
Description	*This test verifies poller waveform characteristics.*
Testing Date	*2020-10-14T14:57*
Device Name	*TCL2*
Device Serial Number	*MP3.12.35.20*
Firmware version	*43.0*
Driver version	*1.29*
MPManager version	*3.6.4*
Test case status	*PASSED*

b. Test Log

TC_AN20_POL_NFCA_01.121 (820 Ω)

This test verifies poller waveform characteristics.

Parameters:

Device Configuration:

Poller: Device Under Test

NFC Forum Reference Device: Listener 1

Jumper Configuration:

Position J3 at position 1 (820 Ω)

Position: 121

Attempt 1

11-21 rue Hubble
Parc de la Haute borne
59650 Villeneuve d'Ascq – France
+33 320 746 630
smartcards@micropross.com

Modulation envelope (pk-pk) = 168.151 mV

Value of T1 (2.621 µs) is in specifications limits ([2.060 µs, 2.990 µs|+/-0.147|]).

Value of T2 (2.101 µs) is in specifications limits ([0.520 µs, 2.621 µs|+/-0.147|]).

Value of T3 (0.298 µs) is in specifications limits ([0.209 µs, 1.180 µs|+/-0.147|]).

Value of T4 (0.140 µs) is in specifications limits ([0.000 µs, 0.440 µs|+/-0.147|]).

Value of T5 (0.078 µs) is in specifications limits ([0.000 µs, 0.500 µs|+/-0.147|]).

Value of Vout,A (7.09) is in specifications limits ([0.00 , 25.96 |+/-0.50|]).

Waveform Respect Specification : OK

The waveform characteristics of the NFC-A modulation provided by the Polling Device under test, shall be compliant with the specification.

The waveform measurement of the Polling Device under test is compliant.

TC_AN20_POL_NFCA_01.121 (820 Ω) passed.

c. MPLog Traces

Trace 1: C:\Users\MICROPROSS\Desktop\Project\san\TS_MPM3_NFC Forum Analog_v3.2.1\NFC Forum Analog Test Suite\[Default Session] Traces\[_1][J1]TC_AN20_POL_NFCA_01.121 (820 Ω)[2020-10-14T145700]\Attempt 1\Trace.mplog

d. Pictures

11-21 rue Hubble
Parc de la Haute borne
59650 Villeneuve d'Ascq – France
+33 320 746 630
smartcards@microprossx.com

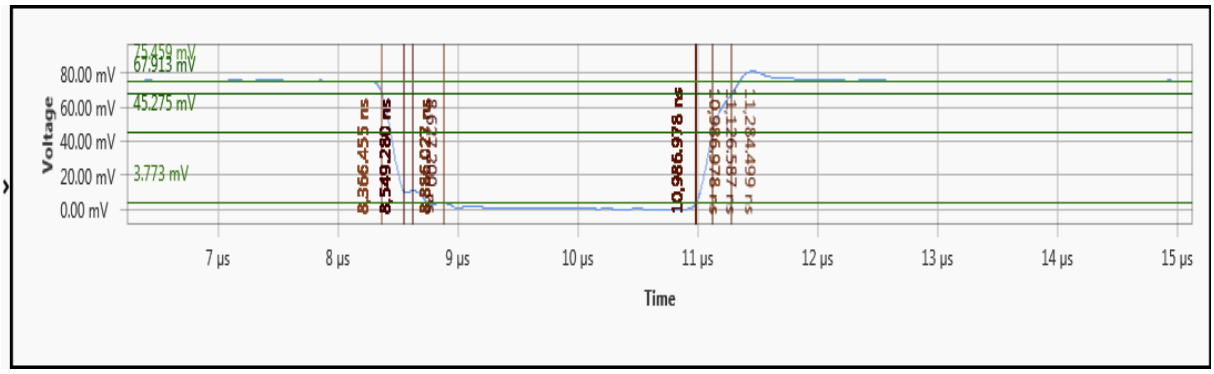

Analysis

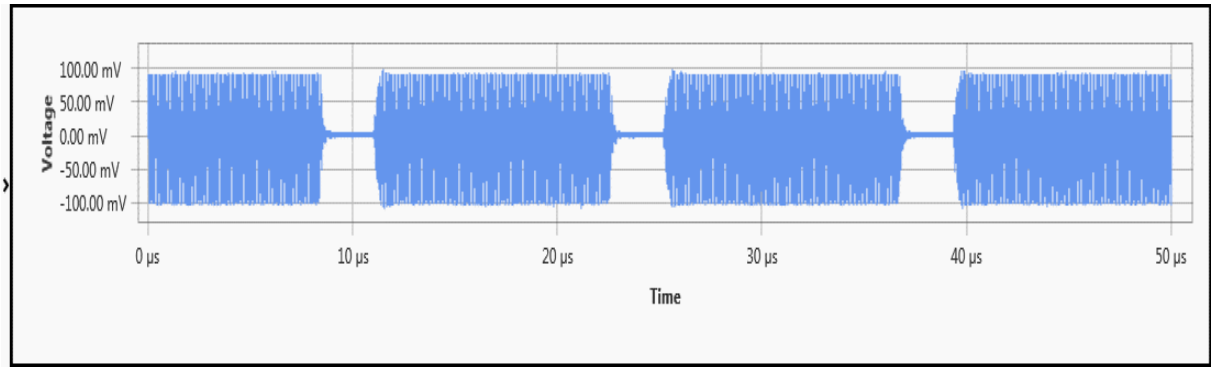

Trace

11-21 rue Hubble
Parc de la Haute borne
59650 Villeneuve d'Ascq – France
+33 320 746 630
smartcards@microprross.com

56. Test: TC_AN20_POL_NFCA_01.122 (820 Ω)

a. Test Case Information

Operator	*Default Operator*
Description	*This test verifies poller waveform characteristics.*
Testing Date	*2020-10-14T14:57*
Device Name	*TCL2*
Device Serial Number	*MP3.12.35.20*
Firmware version	*43.0*
Driver version	*1.29*
MPManager version	*3.6.4*
Test case status	*PASSED*

b. Test Log

TC_AN20_POL_NFCA_01.122 (820 Ω)

This test verifies poller waveform characteristics.

Parameters:

Device Configuration:

Poller: Device Under Test

NFC Forum Reference Device: Listener 1

Jumper Configuration:

Position J3 at position 1 (820 Ω)

Position: 122

Attempt 1

11-21 rue Hubble
Parc de la Haute borne
59650 Villeneuve d'Ascq – France
+33 320 746 630
smartcards@micropross.com

Modulation envelope (pk-pk) = 358.209 mV

Value of T1 (2.622 µs) is in specifications limits ([2.060 µs, 2.990 µs|+/-0.147|]).

Value of T2 (2.247 µs) is in specifications limits ([0.520 µs, 2.622 µs|+/-0.147|]).

Value of T3 (0.286 µs) is in specifications limits ([0.198 µs, 1.180 µs|+/-0.147|]).

Value of T4 (0.132 µs) is in specifications limits ([0.000 µs, 0.440 µs|+/-0.147|]).

Value of T5 (0.095 µs) is in specifications limits ([0.000 µs, 0.500 µs|+/-0.147|]).

Value of Vout,A (8.26) is in specifications limits ([0.00 , 27.32 |+/-0.50|]).

Waveform Respect Specification : OK

The waveform characteristics of the NFC-A modulation provided by the Polling Device under test, shall be compliant with the specification.

The waveform measurement of the Polling Device under test is compliant.

TC_AN20_POL_NFCA_01.122 (820 Ω) passed.

c. MPLog Traces

Trace 1: C:\Users\MICROPROSS\Desktop\Project\san\TS_MPM3_NFC Forum Analog_v3.2.1\NFC Forum Analog Test Suite\[Default Session] Traces\[_1][J1]TC_AN20_POL_NFCA_01.122 (820 Ω)[2020-10-14T145723]\Attempt 1\Trace.mplog

d. Pictures

11-21 rue Hubble
Parc de la Haute borne
59650 Villeneuve d'Ascq – France
+33 320 746 630
smartcards@micropross.com

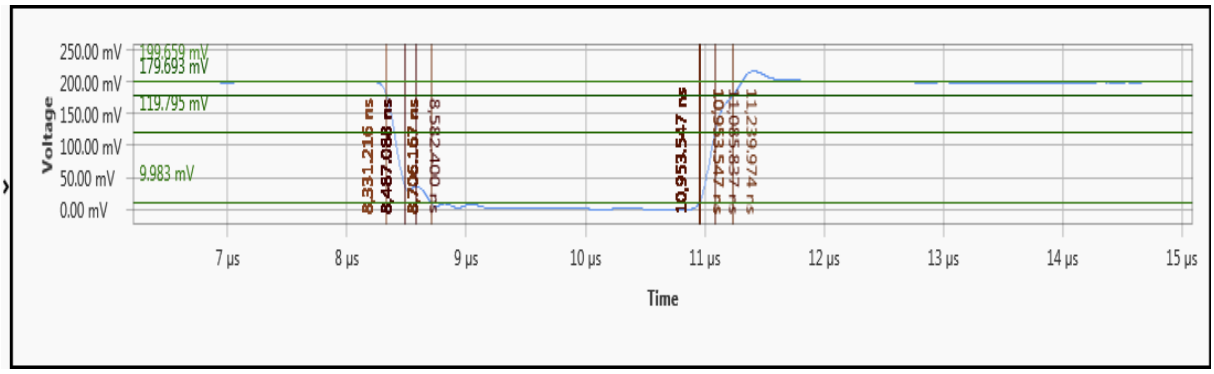

Analysis

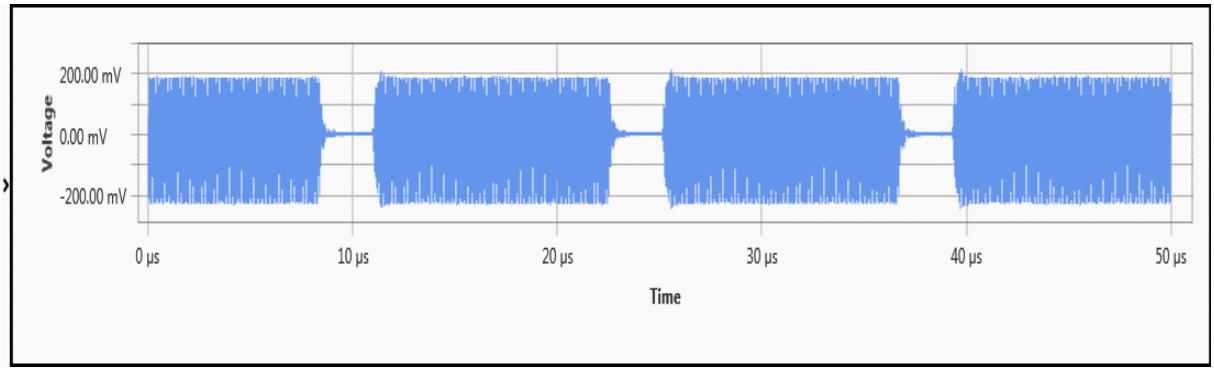

Trace

11-21 rue Hubble
Parc de la Haute borne
59650 Villeneuve d'Ascq – France
+33 320 746 630
smartcards@microprross.com

57. Test: TC_AN20_POL_NFCA_01.123 (820 Ω)

a. Test Case Information

Operator	*Default Operator*
Description	*This test verifies poller waveform characteristics.*
Testing Date	*2020-10-14T14:57*
Device Name	*TCL2*
Device Serial Number	*MP3.12.35.20*
Firmware version	*43.0*
Driver version	*1.29*
MPManager version	*3.6.4*
Test case status	*PASSED*

b. Test Log

TC_AN20_POL_NFCA_01.123 (820 Ω)

This test verifies poller waveform characteristics.

Parameters:

Device Configuration:

Poller: Device Under Test

NFC Forum Reference Device: Listener 1

Jumper Configuration:

Position J3 at position 1 (820 Ω)

Position: 123

Attempt 1

11-21 rue Hubble
Parc de la Haute borne
59650 Villeneuve d'Ascq – France
+33 320 746 630
smartcards@micropross.com

Modulation envelope (pk-pk) = 158.632 mV

Value of T1 (2.623 µs) is in specifications limits ([2.060 µs, 2.990 µs|+/-0.147|]).

Value of T2 (2.074 µs) is in specifications limits ([0.520 µs, 2.623 µs|+/-0.147|]).

Value of T3 (0.309 µs) is in specifications limits ([0.218 µs, 1.180 µs|+/-0.147|]).

Value of T4 (0.145 µs) is in specifications limits ([0.000 µs, 0.440 µs|+/-0.147|]).

Value of T5 (0.080 µs) is in specifications limits ([0.000 µs, 0.500 µs|+/-0.147|]).

Value of Vout,A (5.67) is in specifications limits ([0.00 , 24.58 |+/-0.50|]).

Waveform Respect Specification : OK

The waveform characteristics of the NFC-A modulation provided by the Polling Device under test, shall be compliant with the specification.

The waveform measurement of the Polling Device under test is compliant.

TC_AN20_POL_NFCA_01.123 (820 Ω) passed.

c. MPLog Traces

Trace 1: C:\Users\MICROPROSS\Desktop\Project\san\TS_MPM3_NFC Forum Analog_v3.2.1\NFC Forum Analog Test Suite\[Default Session] Traces\[_1][J1]TC_AN20_POL_NFCA_01.123 (820 Ω)[2020-10-14T145743]\Attempt 1\Trace.mplog

d. Pictures

11-21 rue Hubble
Parc de la Haute borne
59650 Villeneuve d'Ascq – France
+33 320 746 630
smartcards@microprocess.com

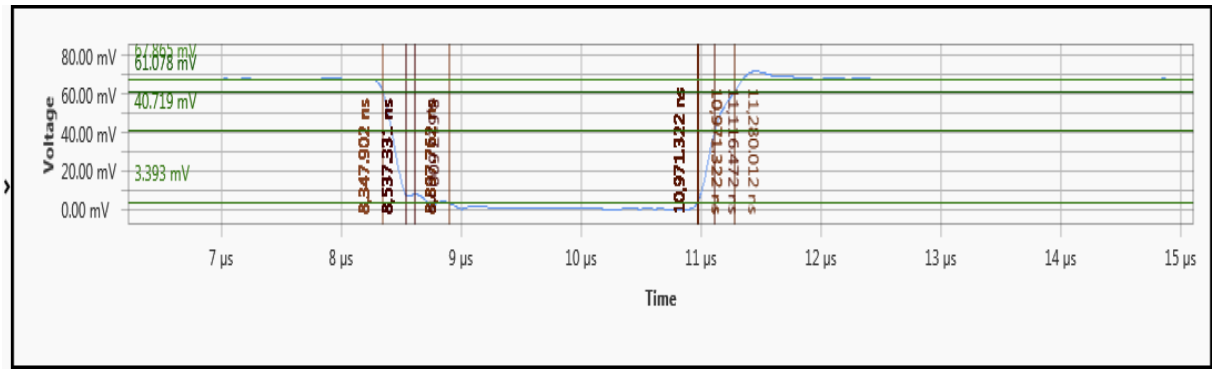

Analysis

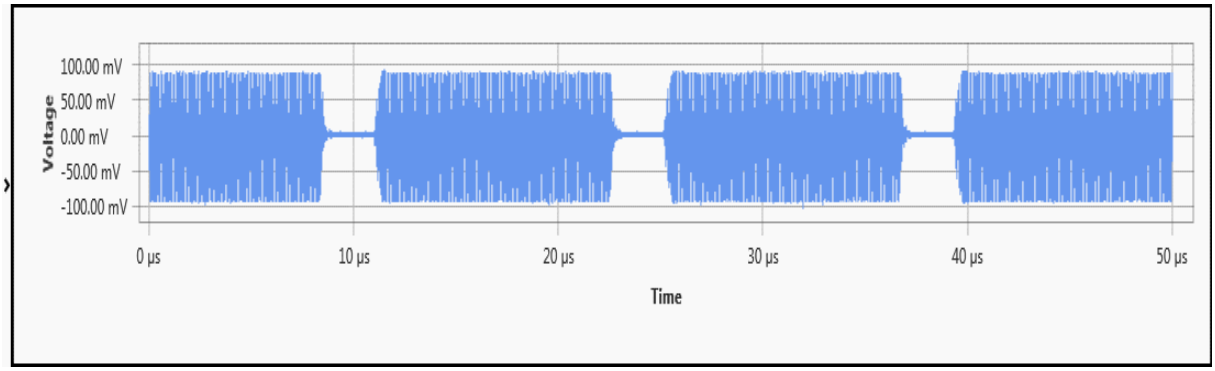

Trace

11-21 rue Hubble
Parc de la Haute borne
59650 Villeneuve d'Ascq – France
+33 320 746 630
smartcards@microprocess.com

58. Test: TC_AN20_POL_NFCA_01.000 (330 Ω)

a. Test Case Information

Operator	*Default Operator*
Description	*This test verifies poller waveform characteristics.*
Testing Date	*2020-08-18T14:32*
Device Name	*TCL2*
Device Serial Number	*MP3.12.35.20*
Firmware version	*43.0*
Driver version	*1.29*
MPManager version	*3.6.4*
Test case status	*PASSED*

b. Test Log

TC_AN20_POL_NFCA_01.000 (330 Ω)

This test verifies poller waveform characteristics.

Parameters:

Device Configuration:

Poller: Device Under Test

NFC Forum Reference Device: Listener 1

Jumper Configuration:

Position J3 at position 3 (330 Ω)

Position: 000

Attempt 1

11-21 rue Hubble
Parc de la Haute borne
59650 Villeneuve d'Ascq – France
+33 320 746 630
smartcards@micropross.com

Modulation envelope (pk-pk) = 437.302 mV

Value of T1 (2.613 µs) is in specifications limits ([2.060 µs, 2.990 µs|+/-0.147|]).

Value of T2 (2.269 µs) is in specifications limits ([0.520 µs, 2.613 µs|+/-0.147|]).

Value of T3 (0.244 µs) is in specifications limits ([0.206 µs, 1.180 µs|+/-0.147|]).

Value of T4 (0.137 µs) is in specifications limits ([0.000 µs, 0.440 µs|+/-0.147|]).

Value of T5 (0.000 µs) is in specifications limits ([0.000 µs, 0.500 µs|+/-0.147|]).

Value of Vout,A (0.73) is in specifications limits ([0.00 , 32.53 |+/-0.50|]).

Waveform Respect Specification : OK

The waveform characteristics of the NFC-A modulation provided by the Polling Device under test, shall be compliant with the specification.

The waveform measurement of the Polling Device under test is compliant.

TC_AN20_POL_NFCA_01.000 (330 Ω) passed.

c. MPLog Traces

Trace 1: C:\Users\MICROPROSS\Desktop\Project\san\TS_MPM3_NFC Forum Analog_v3.2.1\NFC Forum Analog Test Suite\[Default Session] Traces\[_1][J3]TC_AN20_POL_NFCA_01.000 (330 Ω)[2020-08-18T143209]\Attempt 1\Trace.mplog

d. Pictures

11-21 rue Hubble
Parc de la Haute borne
59650 Villeneuve d'Ascq – France
+33 320 746 630
smartcards@microprocess.com

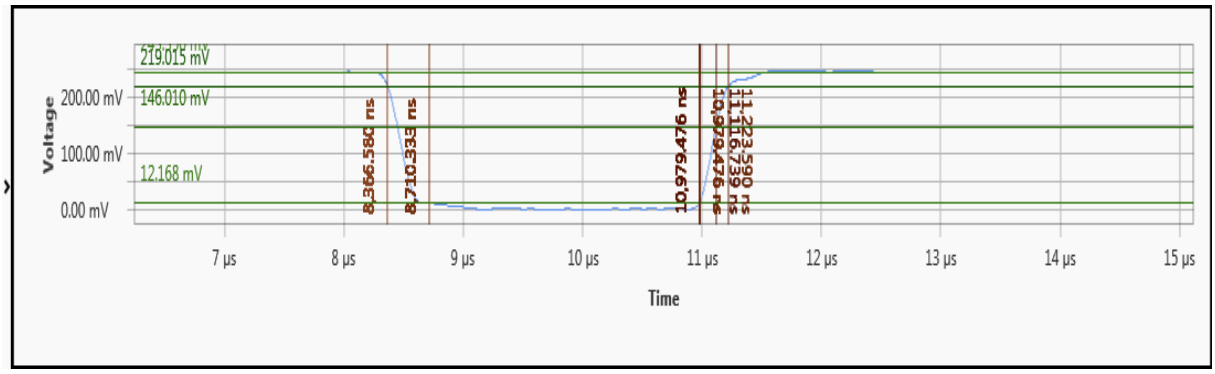

Analysis

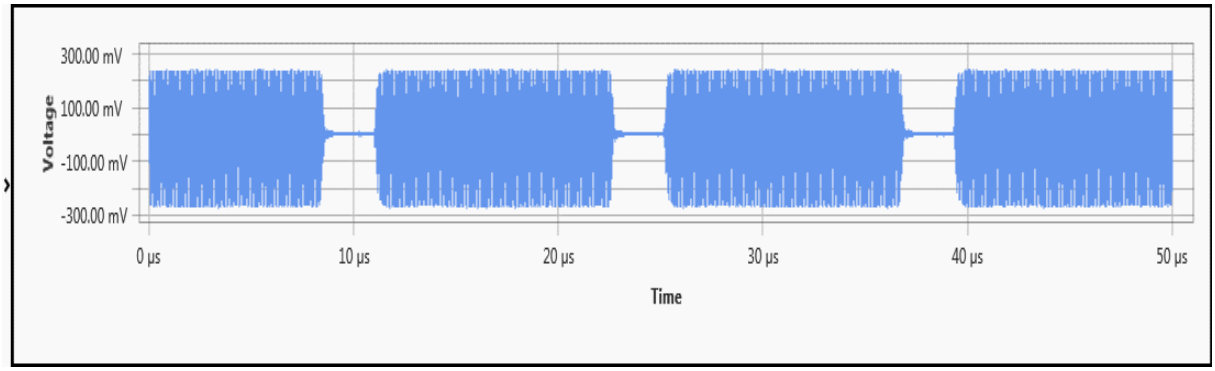

Trace

11-21 rue Hubble
Parc de la Haute borne
59650 Villeneuve d'Ascq – France
+33 320 746 630
smartcards@microprocess.com

59. Test: TC_AN20_POL_NFCA_01.010 (330 Ω)

a. Test Case Information

Operator	*Default Operator*
Description	*This test verifies poller waveform characteristics.*
Testing Date	*2020-08-18T14:34*
Device Name	*TCL2*
Device Serial Number	*MP3.12.35.20*
Firmware version	*43.0*
Driver version	*1.29*
MPManager version	*3.6.4*
Test case status	*PASSED*

b. Test Log

TC_AN20_POL_NFCA_01.010 (330 Ω)

This test verifies poller waveform characteristics.

Parameters:

Device Configuration:

Poller: Device Under Test

NFC Forum Reference Device: Listener 1

Jumper Configuration:

Position J3 at position 3 (330 Ω)

Position: 010

Attempt 1

11-21 rue Hubble
Parc de la Haute borne
59650 Villeneuve d'Ascq – France
+33 320 746 630
smartcards@microprossx.com

Modulation envelope (pk-pk) = 445.499 mV

Value of T1 (2.614 µs) is in specifications limits ([2.060 µs, 2.990 µs|+/-0.147|]).

Value of T2 (2.357 µs) is in specifications limits ([0.520 µs, 2.614 µs|+/-0.147|]).

Value of T3 (0.238 µs) is in specifications limits ([0.203 µs, 1.180 µs|+/-0.147|]).

Value of T4 (0.135 µs) is in specifications limits ([0.000 µs, 0.440 µs|+/-0.147|]).

Value of T5 (0.000 µs) is in specifications limits ([0.000 µs, 0.500 µs|+/-0.147|]).

Value of Vout,A (0.75) is in specifications limits ([0.00 , 33.30 |+/-0.50|]).

Waveform Respect Specification : OK

The waveform characteristics of the NFC-A modulation provided by the Polling Device under test, shall be compliant with the specification.

The waveform measurement of the Polling Device under test is compliant.

TC_AN20_POL_NFCA_01.010 (330 Ω) passed.

c. MPLog Traces

Trace 1: C:\Users\MICROPROSS\Desktop\Project\san\TS_MPM3_NFC Forum Analog_v3.2.1\NFC Forum Analog Test Suite\[Default Session] Traces\[_1][J3]TC_AN20_POL_NFCA_01.010 (330 Ω)[2020-08-18T143447]\Attempt 1\Trace.mplog

d. Pictures

11-21 rue Hubble
Parc de la Haute borne
59650 Villeneuve d'Ascq – France
+33 320 746 630
smartcards@microprossx.com

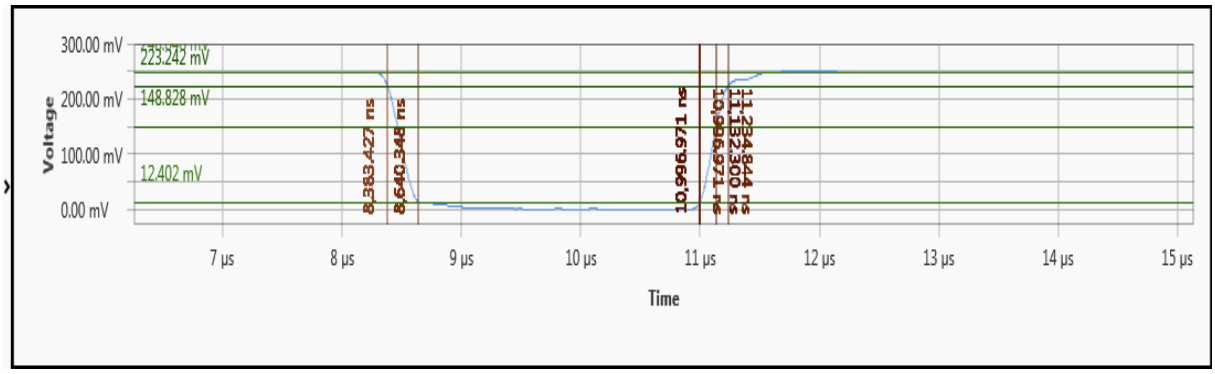

Analysis

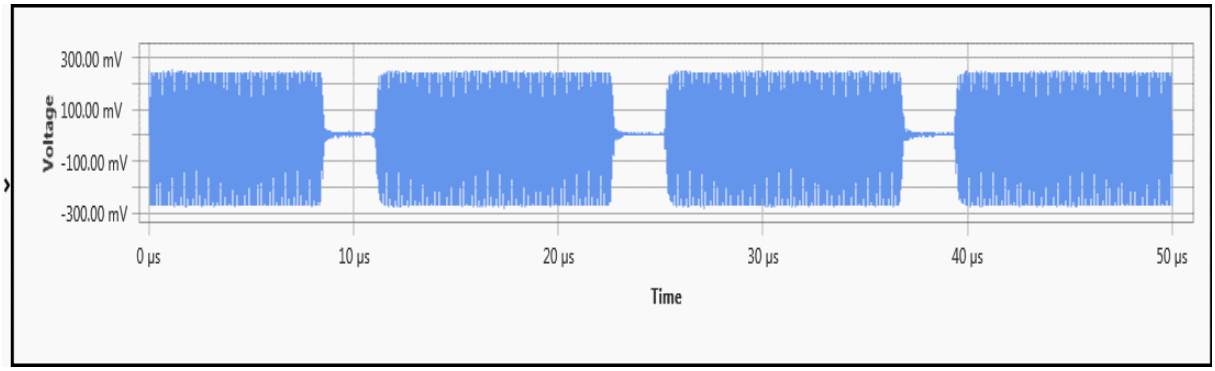

Trace

11-21 rue Hubble
Parc de la Haute borne
59650 Villeneuve d'Ascq – France
+33 320 746 630
smartcards@microprocess.com

60. Test: TC_AN20_POL_NFCA_01.011 (330 Ω)

a. Test Case Information

Operator	*Default Operator*
Description	*This test verifies poller waveform characteristics.*
Testing Date	*2020-08-18T14:37*
Device Name	*TCL2*
Device Serial Number	*MP3.12.35.20*
Firmware version	*43.0*
Driver version	*1.29*
MPManager version	*3.6.4*
Test case status	*PASSED*

b. Test Log

TC_AN20_POL_NFCA_01.011 (330 Ω)

This test verifies poller waveform characteristics.

Parameters:

Device Configuration:

Poller: Device Under Test

NFC Forum Reference Device: Listener 1

Jumper Configuration:

Position J3 at position 3 (330 Ω)

Position: 011

Attempt 1

11-21 rue Hubble
Parc de la Haute borne
59650 Villeneuve d'Ascq – France
+33 320 746 630
smartcards@micropross.com

Modulation envelope (pk-pk) = 337.819 mV

Value of T1 (2.611 µs) is in specifications limits ([2.060 µs, 2.990 µs|+/-0.147|]).

Value of T2 (2.262 µs) is in specifications limits ([0.520 µs, 2.611 µs|+/-0.147|]).

Value of T3 (0.247 µs) is in specifications limits ([0.208 µs, 1.180 µs|+/-0.147|]).

Value of T4 (0.138 µs) is in specifications limits ([0.000 µs, 0.440 µs|+/-0.147|]).

Value of T5 (0.000 µs) is in specifications limits ([0.000 µs, 0.500 µs|+/-0.147|]).

Value of Vout,A (0.86) is in specifications limits ([0.00 , 32.23 |+/-0.50|]).

Waveform Respect Specification : OK

The waveform characteristics of the NFC-A modulation provided by the Polling Device under test, shall be compliant with the specification.

The waveform measurement of the Polling Device under test is compliant.

TC_AN20_POL_NFCA_01.011 (330 Ω) passed.

c. MPLog Traces

Trace 1: C:\Users\MICROPROSS\Desktop\Project\san\TS_MPM3_NFC Forum Analog_v3.2.1\NFC Forum Analog Test Suite\[Default Session] Traces\[_1][J3]TC_AN20_POL_NFCA_01.011 (330 Ω)[2020-08-18T143707]\Attempt 1\Trace.mplog

d. Pictures

11-21 rue Hubble
Parc de la Haute borne
59650 Villeneuve d'Ascq – France
+33 320 746 630
smartcards@microprossl.com

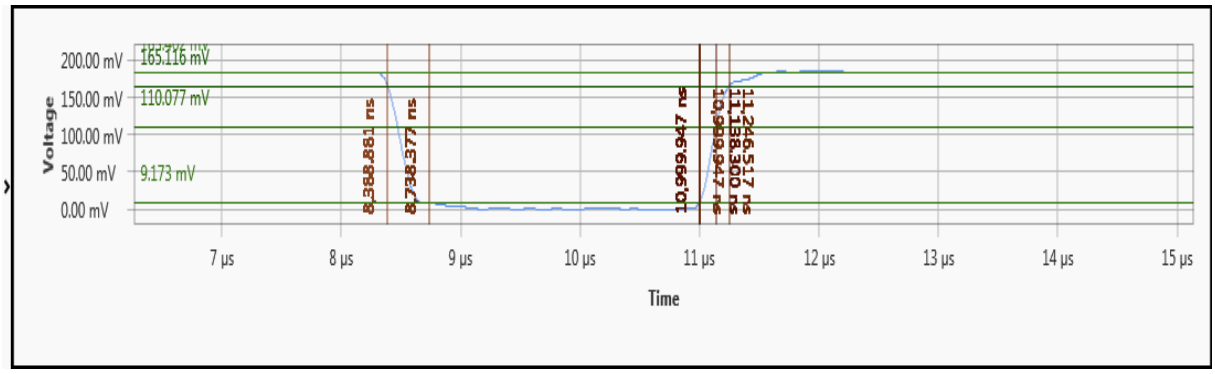

Analysis

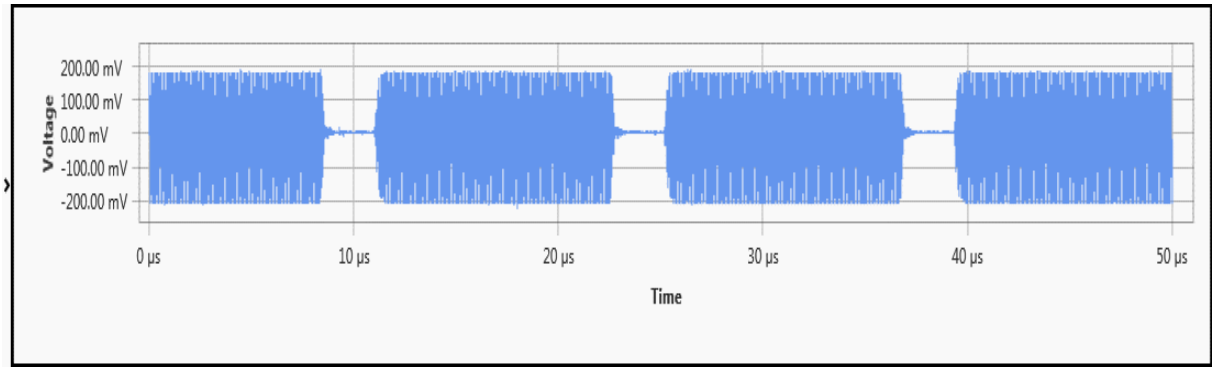

Trace

11-21 rue Hubble
Parc de la Haute borne
59650 Villeneuve d'Ascq – France
+33 320 746 630
smartcards@microprocess.com

61. Test: TC_AN20_POL_NFCA_01.012 (330 Ω)

a. Test Case Information

Operator	*Default Operator*
Description	*This test verifies poller waveform characteristics.*
Testing Date	*2020-08-18T14:39*
Device Name	*TCL2*
Device Serial Number	*MP3.12.35.20*
Firmware version	*43.0*
Driver version	*1.29*
MPManager version	*3.6.4*
Test case status	*PASSED*

b. Test Log

TC_AN20_POL_NFCA_01.012 (330 Ω)

This test verifies poller waveform characteristics.

Parameters:

Device Configuration:

Poller: Device Under Test

NFC Forum Reference Device: Listener 1

Jumper Configuration:

Position J3 at position 3 (330 Ω)

Position: 012

Attempt 1

11-21 rue Hubble
Parc de la Haute borne
59650 Villeneuve d'Ascq – France
+33 320 746 630
smartcards@micropross.com

Modulation envelope (pk-pk) = 444.294 mV

Value of T1 (2.613 µs) is in specifications limits ([2.060 µs, 2.990 µs|+/-0.147|]).

Value of T2 (2.354 µs) is in specifications limits ([0.520 µs, 2.613 µs|+/-0.147|]).

Value of T3 (0.239 µs) is in specifications limits ([0.204 µs, 1.180 µs|+/-0.147|]).

Value of T4 (0.136 µs) is in specifications limits ([0.000 µs, 0.440 µs|+/-0.147|]).

Value of T5 (0.000 µs) is in specifications limits ([0.000 µs, 0.500 µs|+/-0.147|]).

Value of Vout,A (0.57) is in specifications limits ([0.00 , 33.16 |+/-0.50|]).

Waveform Respect Specification : OK

The waveform characteristics of the NFC-A modulation provided by the Polling Device under test, shall be compliant with the specification.

The waveform measurement of the Polling Device under test is compliant.

TC_AN20_POL_NFCA_01.012 (330 Ω) passed.

c. MPLog Traces

Trace 1: C:\Users\MICROPROSS\Desktop\Project\san\TS_MPM3_NFC Forum Analog_v3.2.1\NFC Forum Analog Test Suite\[Default Session] Traces\[_1][J3]TC_AN20_POL_NFCA_01.012 (330 Ω)[2020-08-18T143930]\Attempt 1\Trace.mplog

d. Pictures

11-21 rue Hubble
Parc de la Haute borne
59650 Villeneuve d'Ascq – France
+33 320 746 630
smartcards@micropross.com

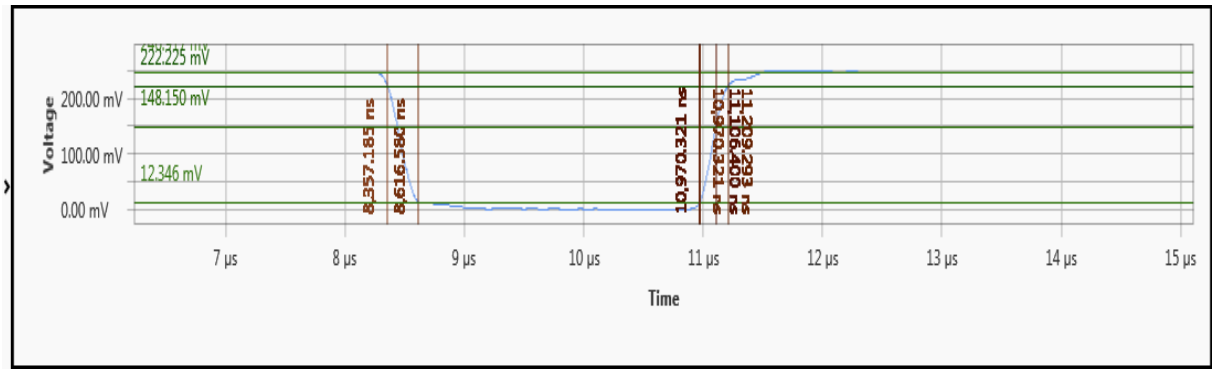

Analysis

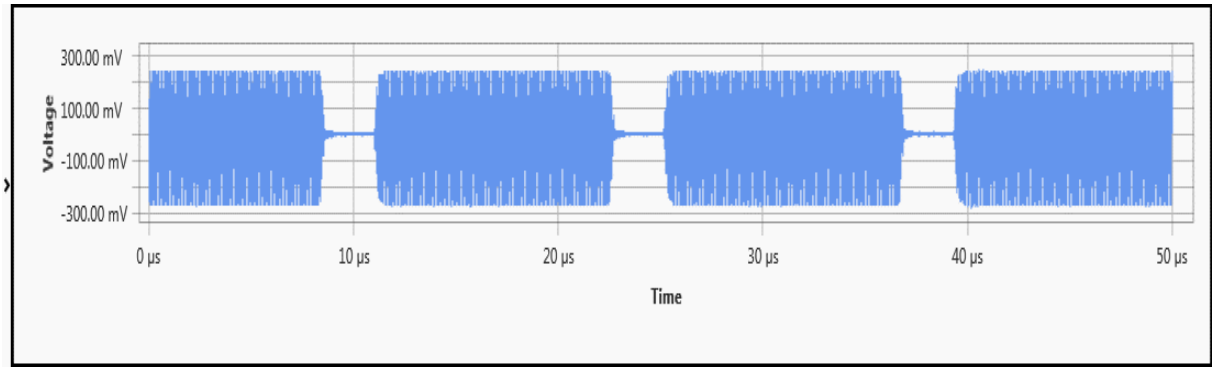

Trace

11-21 rue Hubble
Parc de la Haute borne
59650 Villeneuve d'Ascq – France
+33 320 746 630
smartcards@microprossx.com

62. Test: TC_AN20_POL_NFCA_01.013 (330 Ω)

a. Test Case Information

Operator	*Default Operator*
Description	*This test verifies poller waveform characteristics.*
Testing Date	*2020-09-25T14:28*
Device Name	*TCL2*
Device Serial Number	*MP3.12.35.20*
Firmware version	*43.0*
Driver version	*1.29*
MPManager version	*3.6.4*
Test case status	*PASSED*

b. Test Log

TC_AN20_POL_NFCA_01.013 (330 Ω)

This test verifies poller waveform characteristics.

Parameters:

Device Configuration:

Poller: Device Under Test

NFC Forum Reference Device: Listener 1

Jumper Configuration:

Position J3 at position 3 (330 Ω)

Position: 013

Attempt 1

11-21 rue Hubble
Parc de la Haute borne
59650 Villeneuve d'Ascq – France
+33 320 746 630
smartcards@micropross.com

Modulation envelope (pk-pk) = 320.073 mV

Value of T1 (2.613 µs) is in specifications limits ([2.060 µs, 2.990 µs|+/-0.147|]).

Value of T2 (2.352 µs) is in specifications limits ([0.520 µs, 2.613 µs|+/-0.147|]).

Value of T3 (0.381 µs) is in specifications limits ([0.280 µs, 1.180 µs|+/-0.147|]).

Value of T4 (0.186 µs) is in specifications limits ([0.000 µs, 0.440 µs|+/-0.147|]).

Value of T5 (0.000 µs) is in specifications limits ([0.000 µs, 0.500 µs|+/-0.147|]).

Value of Vout,A (0.61) is in specifications limits ([0.00 , 15.66 |+/-0.50|]).

Waveform Respect Specification : OK

The waveform characteristics of the NFC-A modulation provided by the Polling Device under test, shall be compliant with the specification.

The waveform measurement of the Polling Device under test is compliant.

TC_AN20_POL_NFCA_01.013 (330 Ω) passed.

c. MPLog Traces

Trace 1: C:\Users\MICROPROSS\Desktop\Project\san\TS_MPM3_NFC Forum Analog_v3.2.1\NFC Forum Analog Test Suite\[Default Session] Traces\[_1][J3]TC_AN20_POL_NFCA_01.013 (330 Ω)[2020-09-25T142839]\Attempt 1\Trace.mplog

d. Pictures

11-21 rue Hubble
Parc de la Haute borne
59650 Villeneuve d'Ascq – France
+33 320 746 630
smartcards@micropross.com

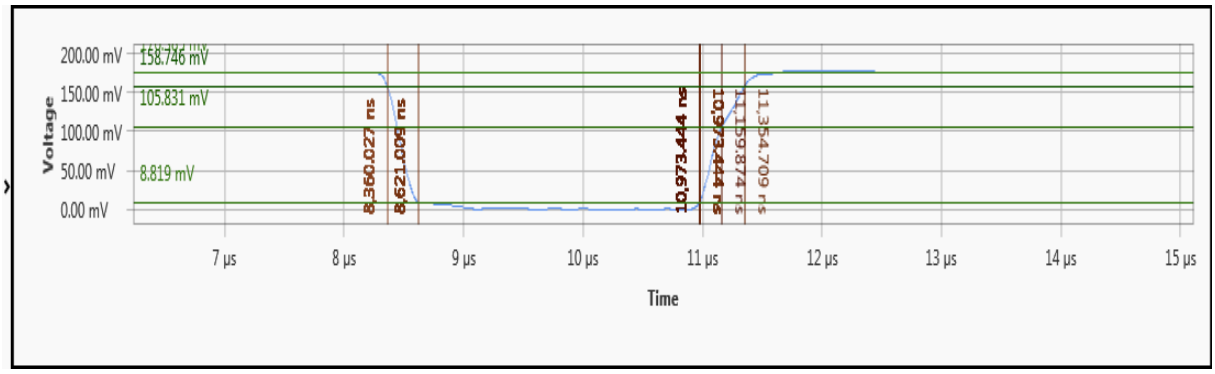

Analysis

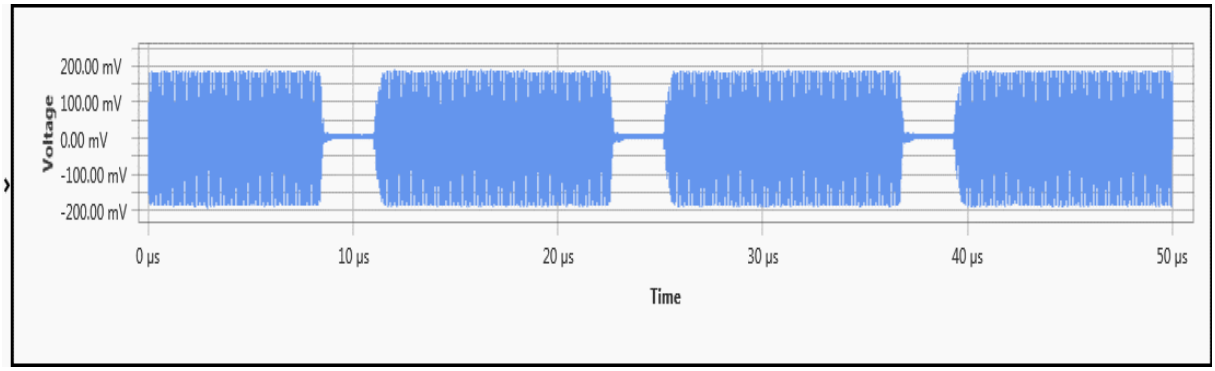

Trace

11-21 rue Hubble
Parc de la Haute borne
59650 Villeneuve d'Ascq – France
+33 320 746 630
smartcards@microprossx.com

63. Test: TC_AN20_POL_NFCA_01.100 (330 Ω)

a. Test Case Information

Operator	*Default Operator*
Description	*This test verifies poller waveform characteristics.*
Testing Date	*2020-08-18T14:45*
Device Name	*TCL2*
Device Serial Number	*MP3.12.35.20*
Firmware version	*43.0*
Driver version	*1.29*
MPManager version	*3.6.4*
Test case status	*PASSED*

b. Test Log

TC_AN20_POL_NFCA_01.100 (330 Ω)

This test verifies poller waveform characteristics.

Parameters:

Device Configuration:

Poller: Device Under Test

NFC Forum Reference Device: Listener 1

Jumper Configuration:

Position J3 at position 3 (330 Ω)

Position: 100

Attempt 1

11-21 rue Hubble
Parc de la Haute borne
59650 Villeneuve d'Ascq – France
+33 320 746 630
smartcards@micropross.com

Modulation envelope (pk-pk) = 391.203 mV

Value of T1 (2.613 µs) is in specifications limits ([2.060 µs, 2.990 µs|+/-0.147|]).

Value of T2 (2.182 µs) is in specifications limits ([0.520 µs, 2.613 µs|+/-0.147|]).

Value of T3 (0.316 µs) is in specifications limits ([0.222 µs, 1.180 µs|+/-0.147|]).

Value of T4 (0.148 µs) is in specifications limits ([0.000 µs, 0.440 µs|+/-0.147|]).

Value of T5 (0.000 µs) is in specifications limits ([0.000 µs, 0.500 µs|+/-0.147|]).

Value of Vout,A (0.66) is in specifications limits ([0.00 , 23.64 |+/-0.50|]).

Waveform Respect Specification : OK

The waveform characteristics of the NFC-A modulation provided by the Polling Device under test, shall be compliant with the specification.

The waveform measurement of the Polling Device under test is compliant.

TC_AN20_POL_NFCA_01.100 (330 Ω) passed.

c. MPLog Traces

Trace 1: C:\Users\MICROPROSS\Desktop\Project\san\TS_MPM3_NFC Forum Analog_v3.2.1\NFC Forum Analog Test Suite\[Default Session] Traces\[_1][J3]TC_AN20_POL_NFCA_01.100 (330 Ω)[2020-08-18T144540]\Attempt 1\Trace.mplog

d. Pictures

11-21 rue Hubble
Parc de la Haute borne
59650 Villeneuve d'Ascq – France
+33 320 746 630
smartcards@microprossl.com

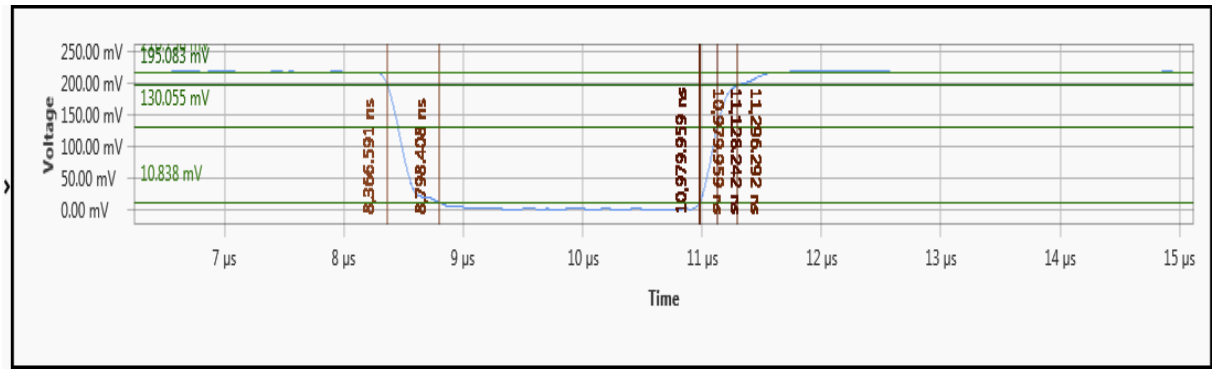

Analysis

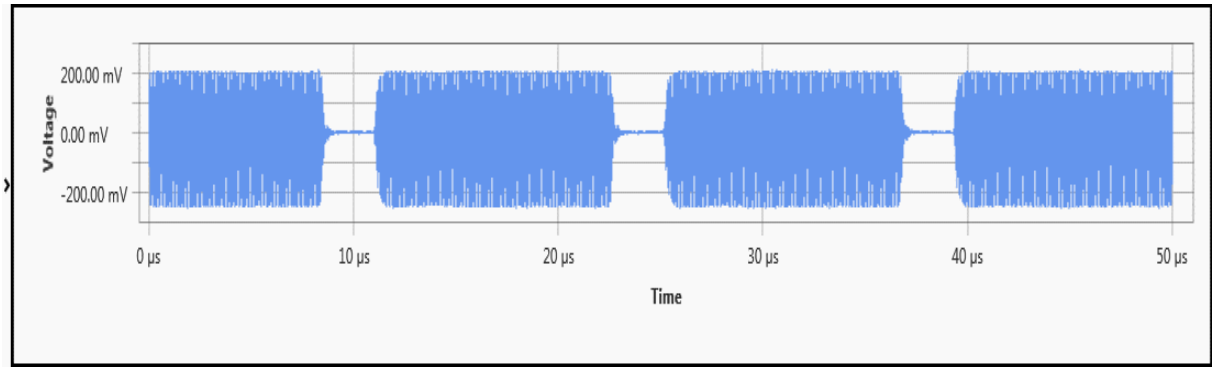

Trace

11-21 rue Hubble
Parc de la Haute borne
59650 Villeneuve d'Ascq – France
+33 320 746 630
smartcards@microprossx.com

64. Test: TC_AN20_POL_NFCA_01.110 (330 Ω)

a. Test Case Information

Operator	*Default Operator*
Description	*This test verifies poller waveform characteristics.*
Testing Date	*2020-08-18T14:47*
Device Name	*TCL2*
Device Serial Number	*MP3.12.35.20*
Firmware version	*43.0*
Driver version	*1.29*
MPManager version	*3.6.4*
Test case status	*PASSED*

b. Test Log

TC_AN20_POL_NFCA_01.110 (330 Ω)

This test verifies poller waveform characteristics.

Parameters:

Device Configuration:

Poller: Device Under Test

NFC Forum Reference Device: Listener 1

Jumper Configuration:

Position J3 at position 3 (330 Ω)

Position: 110

Attempt 1

11-21 rue Hubble
Parc de la Haute borne
59650 Villeneuve d'Ascq – France
+33 320 746 630
smartcards@micropross.com

Modulation envelope (pk-pk) = 411.447 mV

Value of T1 (2.613 µs) is in specifications limits ([2.060 µs, 2.990 µs|+/-0.147|]).

Value of T2 (2.176 µs) is in specifications limits ([0.520 µs, 2.613 µs|+/-0.147|]).

Value of T3 (0.321 µs) is in specifications limits ([0.225 µs, 1.180 µs|+/-0.147|]).

Value of T4 (0.150 µs) is in specifications limits ([0.000 µs, 0.440 µs|+/-0.147|]).

Value of T5 (0.000 µs) is in specifications limits ([0.000 µs, 0.500 µs|+/-0.147|]).

Value of Vout,A (0.63) is in specifications limits ([0.00 , 23.03 |+/-0.50|]).

Waveform Respect Specification : OK

The waveform characteristics of the NFC-A modulation provided by the Polling Device under test, shall be compliant with the specification.

The waveform measurement of the Polling Device under test is compliant.

TC_AN20_POL_NFCA_01.110 (330 Ω) passed.

c. MPLog Traces

Trace 1: C:\Users\MICROPROSS\Desktop\Project\san\TS_MPM3_NFC Forum Analog_v3.2.1\NFC Forum Analog Test Suite\[Default Session] Traces\[_1][J3]TC_AN20_POL_NFCA_01.110 (330 Ω)[2020-08-18T144754]\Attempt 1\Trace.mplog

d. Pictures

11-21 rue Hubble
Parc de la Haute borne
59650 Villeneuve d'Ascq – France
+33 320 746 630
smartcards@microprossl.com

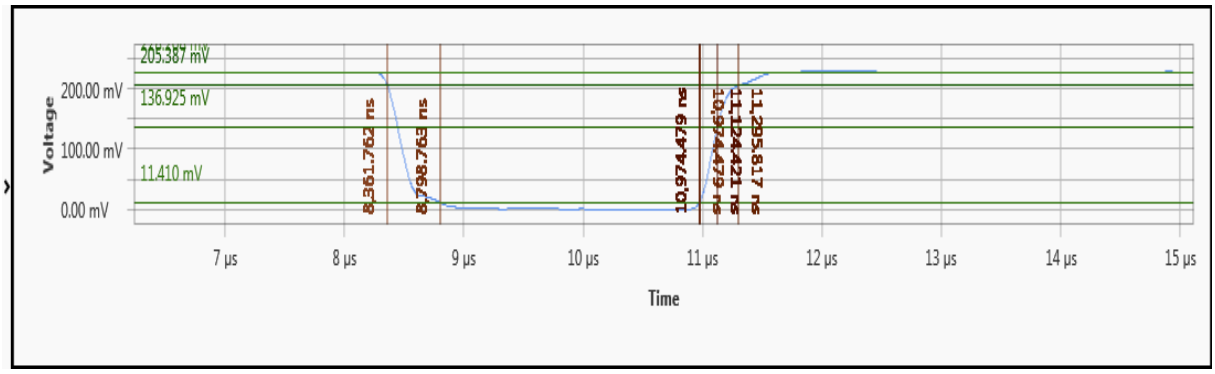

Analysis

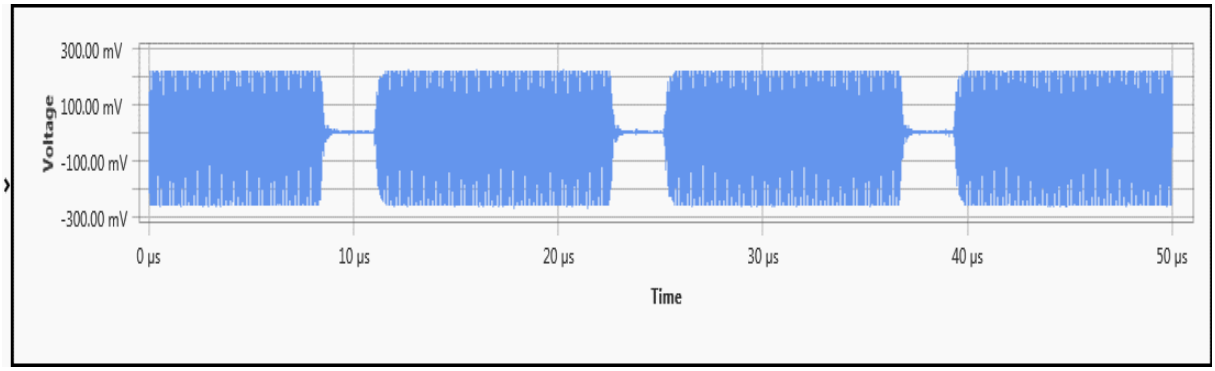

Trace

11-21 rue Hubble
Parc de la Haute borne
59650 Villeneuve d'Ascq – France
+33 320 746 630
smartcards@microprross.com

65. Test: TC_AN20_POL_NFCA_01.111 (330 Ω)

a. Test Case Information

Operator	*Default Operator*
Description	*This test verifies poller waveform characteristics.*
Testing Date	*2020-08-18T14:50*
Device Name	*TCL2*
Device Serial Number	*MP3.12.35.20*
Firmware version	*43.0*
Driver version	*1.29*
MPManager version	*3.6.4*
Test case status	*PASSED*

b. Test Log

TC_AN20_POL_NFCA_01.111 (330 Ω)

This test verifies poller waveform characteristics.

Parameters:

Device Configuration:

Poller: Device Under Test

NFC Forum Reference Device: Listener 1

Jumper Configuration:

Position J3 at position 3 (330 Ω)

Position: 111

Attempt 1

11-21 rue Hubble
Parc de la Haute borne
59650 Villeneuve d'Ascq – France
+33 320 746 630
smartcards@micropross.com

Modulation envelope (pk-pk) = 330.826 mV

Value of T1 (2.614 µs) is in specifications limits ([2.060 µs, 2.990 µs|+/-0.147|]).

Value of T2 (2.179 µs) is in specifications limits ([0.520 µs, 2.614 µs|+/-0.147|]).

Value of T3 (0.334 µs) is in specifications limits ([0.224 µs, 1.180 µs|+/-0.147|]).

Value of T4 (0.149 µs) is in specifications limits ([0.000 µs, 0.440 µs|+/-0.147|]).

Value of T5 (0.000 µs) is in specifications limits ([0.000 µs, 0.500 µs|+/-0.147|]).

Value of Vout,A (0.55) is in specifications limits ([0.00 , 21.47 |+/-0.50|]).

Waveform Respect Specification : OK

The waveform characteristics of the NFC-A modulation provided by the Polling Device under test, shall be compliant with the specification.

The waveform measurement of the Polling Device under test is compliant.

TC_AN20_POL_NFCA_01.111 (330 Ω) passed.

c. MPLog Traces

Trace 1: C:\Users\MICROPROSS\Desktop\Project\san\TS_MPM3_NFC Forum Analog_v3.2.1\NFC Forum Analog Test Suite\[Default Session] Traces\[_1][J3]TC_AN20_POL_NFCA_01.111 (330 Ω)[2020-08-18T145029]\Attempt 1\Trace.mplog

d. Pictures

11-21 rue Hubble
Parc de la Haute borne
59650 Villeneuve d'Ascq – France
+33 320 746 630
smartcards@micropross.com

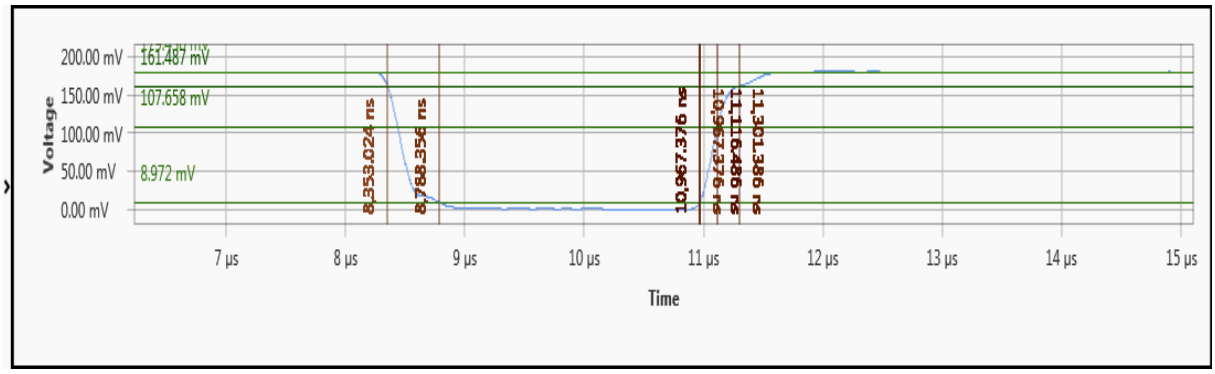

Analysis

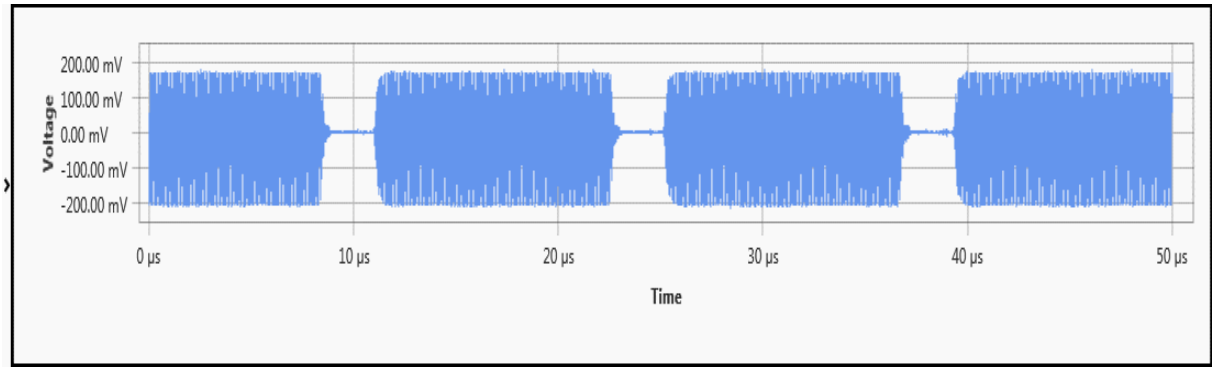

Trace

11-21 rue Hubble
Parc de la Haute borne
59650 Villeneuve d'Ascq – France
+33 320 746 630
smartcards@microprossx.com

66. Test: TC_AN20_POL_NFCA_01.112 (330 Ω)

a. Test Case Information

Operator	*Default Operator*
Description	*This test verifies poller waveform characteristics.*
Testing Date	*2020-08-18T14:52*
Device Name	*TCL2*
Device Serial Number	*MP3.12.35.20*
Firmware version	*43.0*
Driver version	*1.29*
MPManager version	*3.6.4*
Test case status	*PASSED*

b. Test Log

TC_AN20_POL_NFCA_01.112 (330 Ω)

This test verifies poller waveform characteristics.

Parameters:

Device Configuration:

Poller: Device Under Test

NFC Forum Reference Device: Listener 1

Jumper Configuration:

Position J3 at position 3 (330 Ω)

Position: 112

Attempt 1

11-21 rue Hubble
Parc de la Haute borne
59650 Villeneuve d'Ascq – France
+33 320 746 630
smartcards@micropross.com

Modulation envelope (pk-pk) = 405.953 mV

Value of T1 (2.612 µs) is in specifications limits ([2.060 µs, 2.990 µs|+/-0.147|]).

Value of T2 (2.186 µs) is in specifications limits ([0.520 µs, 2.612 µs|+/-0.147|]).

Value of T3 (0.304 µs) is in specifications limits ([0.221 µs, 1.180 µs|+/-0.147|]).

Value of T4 (0.148 µs) is in specifications limits ([0.000 µs, 0.440 µs|+/-0.147|]).

Value of T5 (0.000 µs) is in specifications limits ([0.000 µs, 0.500 µs|+/-0.147|]).

Value of Vout,A (0.67) is in specifications limits ([0.00 , 25.11 |+/-0.50|]).

Waveform Respect Specification : OK

The waveform characteristics of the NFC-A modulation provided by the Polling Device under test, shall be compliant with the specification.

The waveform measurement of the Polling Device under test is compliant.

TC_AN20_POL_NFCA_01.112 (330 Ω) passed.

c. MPLog Traces

Trace 1: C:\Users\MICROPROSS\Desktop\Project\san\TS_MPM3_NFC Forum Analog_v3.2.1\NFC Forum Analog Test Suite\[Default Session] Traces\[_1][J3]TC_AN20_POL_NFCA_01.112 (330 Ω)[2020-08-18T145236]\Attempt 1\Trace.mplog

d. Pictures

11-21 rue Hubble
Parc de la Haute borne
59650 Villeneuve d'Ascq – France
+33 320 746 630
smartcards@microprossx.com

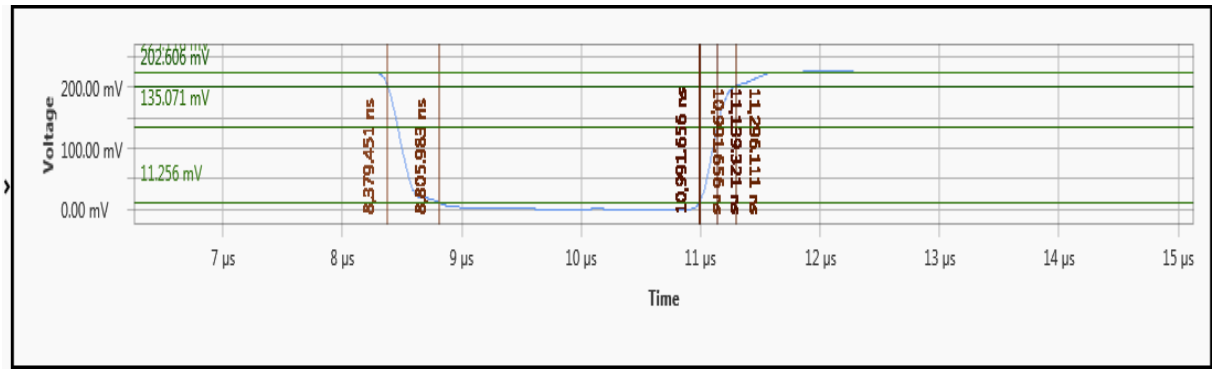

Analysis

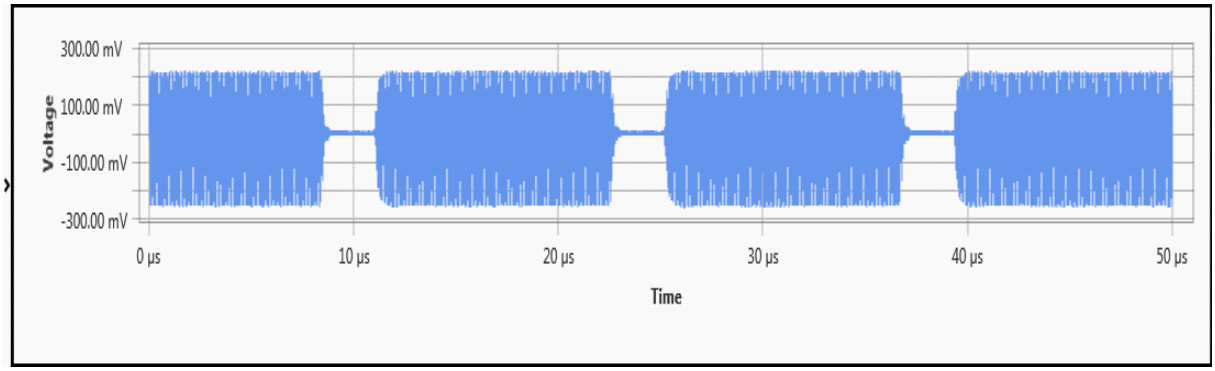

Trace

11-21 rue Hubble
Parc de la Haute borne
59650 Villeneuve d'Ascq – France
+33 320 746 630
smartcards@microprossx.com

67. Test: TC_AN20_POL_NFCA_01.113 (330 Ω)

a. Test Case Information

Operator	*Default Operator*
Description	*This test verifies poller waveform characteristics.*
Testing Date	*2020-08-18T14:54*
Device Name	*TCL2*
Device Serial Number	*MP3.12.35.20*
Firmware version	*43.0*
Driver version	*1.29*
MPManager version	*3.6.4*
Test case status	*PASSED*

b. Test Log

TC_AN20_POL_NFCA_01.113 (330 Ω)

This test verifies poller waveform characteristics.

Parameters:

Device Configuration:

Poller: Device Under Test

NFC Forum Reference Device: Listener 1

Jumper Configuration:

Position J3 at position 3 (330 Ω)

Position: 113

Attempt 1

11-21 rue Hubble
Parc de la Haute borne
59650 Villeneuve d'Ascq – France
+33 320 746 630
smartcards@micropross.com

Modulation envelope (pk-pk) = 333.470 mV

Value of T1 (2.615 µs) is in specifications limits ([2.060 µs, 2.990 µs|+/-0.147|]).

Value of T2 (2.178 µs) is in specifications limits ([0.520 µs, 2.615 µs|+/-0.147|]).

Value of T3 (0.335 µs) is in specifications limits ([0.224 µs, 1.180 µs|+/-0.147|]).

Value of T4 (0.149 µs) is in specifications limits ([0.000 µs, 0.440 µs|+/-0.147|]).

Value of T5 (0.000 µs) is in specifications limits ([0.000 µs, 0.500 µs|+/-0.147|]).

Value of Vout,A (0.49) is in specifications limits ([0.00 , 21.38 |+/-0.50|]).

Waveform Respect Specification : OK

The waveform characteristics of the NFC-A modulation provided by the Polling Device under test, shall be compliant with the specification.

The waveform measurement of the Polling Device under test is compliant.

TC_AN20_POL_NFCA_01.113 (330 Ω) passed.

c. MPLog Traces

Trace 1: C:\Users\MICROPROSS\Desktop\Project\san\TS_MPM3_NFC Forum Analog_v3.2.1\NFC Forum Analog Test Suite\[Default Session] Traces\[_1][J3]TC_AN20_POL_NFCA_01.113 (330 Ω)[2020-08-18T145455]\Attempt 1\Trace.mplog

d. Pictures

11-21 rue Hubble
Parc de la Haute borne
59650 Villeneuve d'Ascq – France
+33 320 746 630
smartcards@microprocess.com

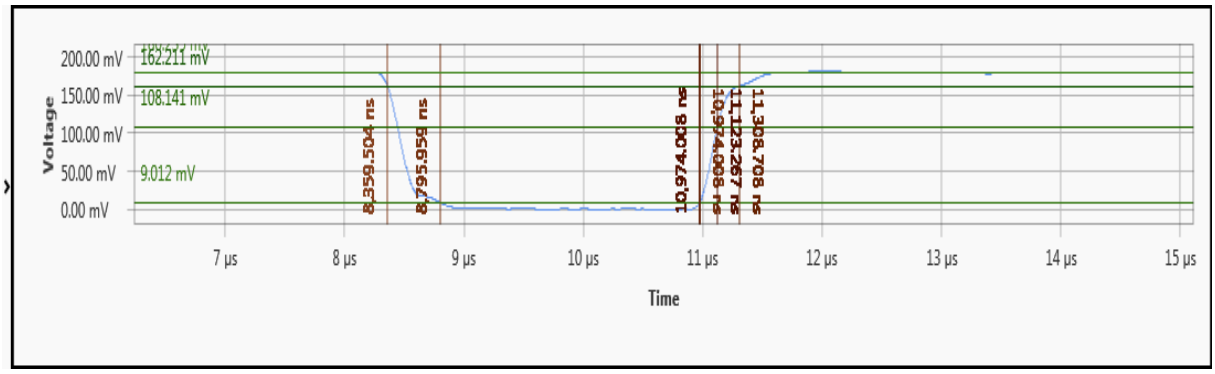

Analysis

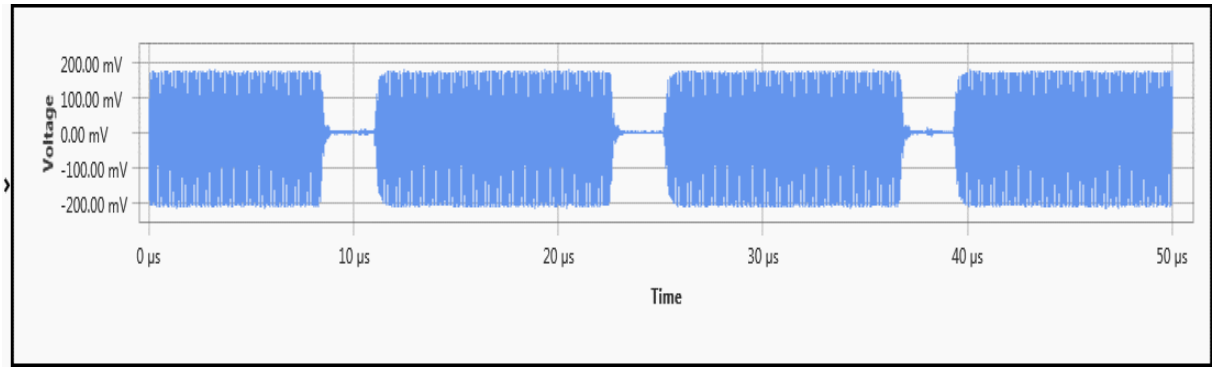

Trace

11-21 rue Hubble
Parc de la Haute borne
59650 Villeneuve d'Ascq – France
+33 320 746 630
smartcards@microprossx.com

68. Test: TC_AN20_POL_NFCA_01.120 (330 Ω)

a. Test Case Information

Operator	*Default Operator*
Description	*This test verifies poller waveform characteristics.*
Testing Date	*2020-08-18T14:57*
Device Name	*TCL2*
Device Serial Number	*MP3.12.35.20*
Firmware version	*43.0*
Driver version	*1.29*
MPManager version	*3.6.4*
Test case status	*PASSED*

b. Test Log

TC_AN20_POL_NFCA_01.120 (330 Ω)

This test verifies poller waveform characteristics.

Parameters:

Device Configuration:

Poller: Device Under Test

NFC Forum Reference Device: Listener 1

Jumper Configuration:

Position J3 at position 3 (330 Ω)

Position: 120

Attempt 1

11-21 rue Hubble
Parc de la Haute borne
59650 Villeneuve d'Ascq – France
+33 320 746 630
smartcards@micropross.com

Modulation envelope (pk-pk) = 471.736 mV

Value of T1 (2.615 µs) is in specifications limits ([2.060 µs, 2.990 µs|+/-0.147|]).

Value of T2 (2.173 µs) is in specifications limits ([0.520 µs, 2.615 µs|+/-0.147|]).

Value of T3 (0.343 µs) is in specifications limits ([0.225 µs, 1.180 µs|+/-0.147|]).

Value of T4 (0.150 µs) is in specifications limits ([0.000 µs, 0.440 µs|+/-0.147|]).

Value of T5 (0.000 µs) is in specifications limits ([0.000 µs, 0.500 µs|+/-0.147|]).

Value of Vout,A (0.62) is in specifications limits ([0.00 , 20.39 |+/-0.50|]).

Waveform Respect Specification : OK

The waveform characteristics of the NFC-A modulation provided by the Polling Device under test, shall be compliant with the specification.

The waveform measurement of the Polling Device under test is compliant.

TC_AN20_POL_NFCA_01.120 (330 Ω) passed.

c. MPLog Traces

Trace 1: C:\Users\MICROPROSS\Desktop\Project\san\TS_MPM3_NFC Forum Analog_v3.2.1\NFC Forum Analog Test Suite\[Default Session] Traces\[_1][J3]TC_AN20_POL_NFCA_01.120 (330 Ω)[2020-08-18T145755]\Attempt 1\Trace.mplog

d. Pictures

11-21 rue Hubble
Parc de la Haute borne
59650 Villeneuve d'Ascq – France
+33 320 746 630
smartcards@microprocess.com

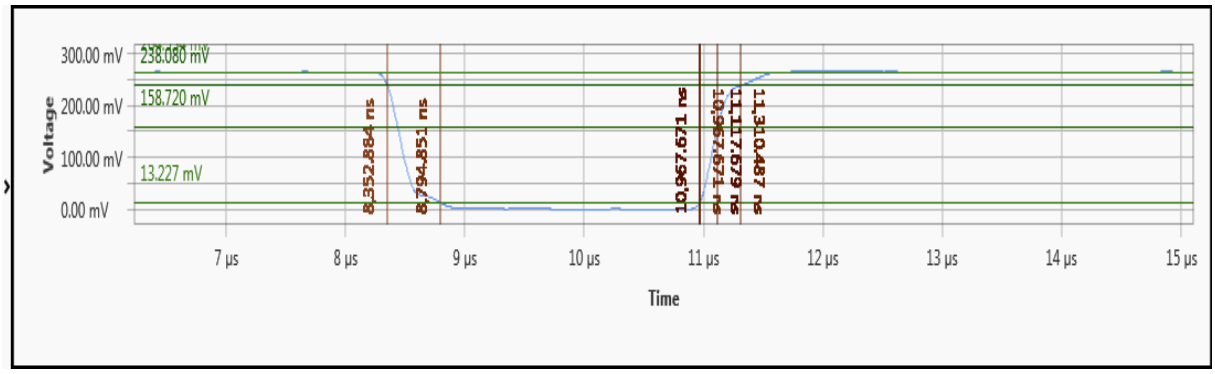

Analysis

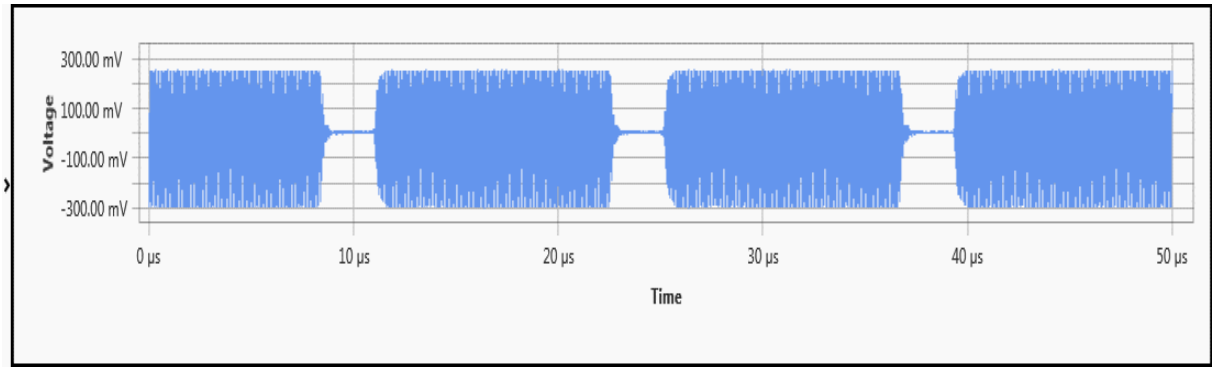

Trace

11-21 rue Hubble
Parc de la Haute borne
59650 Villeneuve d'Ascq – France
+33 320 746 630
smartcards@microprross.com

69. Test: TC_AN20_POL_NFCA_01.121 (330 Ω)

a. Test Case Information

Operator	*Default Operator*
Description	*This test verifies poller waveform characteristics.*
Testing Date	*2020-08-18T15:00*
Device Name	*TCL2*
Device Serial Number	*MP3.12.35.20*
Firmware version	*43.0*
Driver version	*1.29*
MPManager version	*3.6.4*
Test case status	*PASSED*

b. Test Log

TC_AN20_POL_NFCA_01.121 (330 Ω)

This test verifies poller waveform characteristics.

Parameters:

Device Configuration:

Poller: Device Under Test

NFC Forum Reference Device: Listener 1

Jumper Configuration:

Position J3 at position 3 (330 Ω)

Position: 121

Attempt 1

11-21 rue Hubble
Parc de la Haute borne
59650 Villeneuve d'Ascq – France
+33 320 746 630
smartcards@microprossx.com

Modulation envelope (pk-pk) = 224.774 mV

Value of T1 (2.613 µs) is in specifications limits ([2.060 µs, 2.990 µs|+/-0.147|]).

Value of T2 (2.152 µs) is in specifications limits ([0.520 µs, 2.613 µs|+/-0.147|]).

Value of T3 (0.376 µs) is in specifications limits ([0.231 µs, 1.180 µs|+/-0.147|]).

Value of T4 (0.154 µs) is in specifications limits ([0.000 µs, 0.440 µs|+/-0.147|]).

Value of T5 (0.000 µs) is in specifications limits ([0.000 µs, 0.500 µs|+/-0.147|]).

Value of Vout,A (0.61) is in specifications limits ([0.00 , 16.36 |+/-0.50|]).

Waveform Respect Specification : OK

The waveform characteristics of the NFC-A modulation provided by the Polling Device under test, shall be compliant with the specification.

The waveform measurement of the Polling Device under test is compliant.

TC_AN20_POL_NFCA_01.121 (330 Ω) passed.

c. MPLog Traces

Trace 1: C:\Users\MICROPROSS\Desktop\Project\san\TS_MPM3_NFC Forum Analog_v3.2.1\NFC Forum Analog Test Suite\[Default Session] Traces\[_1][J3]TC_AN20_POL_NFCA_01.121 (330 Ω)[2020-08-18T150035]\Attempt 1\Trace.mplog

d. Pictures

11-21 rue Hubble
Parc de la Haute borne
59650 Villeneuve d'Ascq – France
+33 320 746 630
smartcards@micropross.com

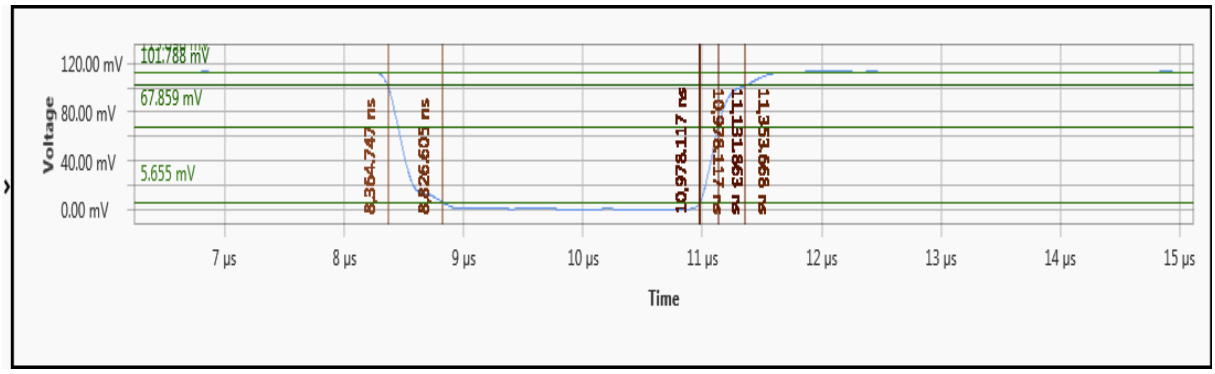

Analysis

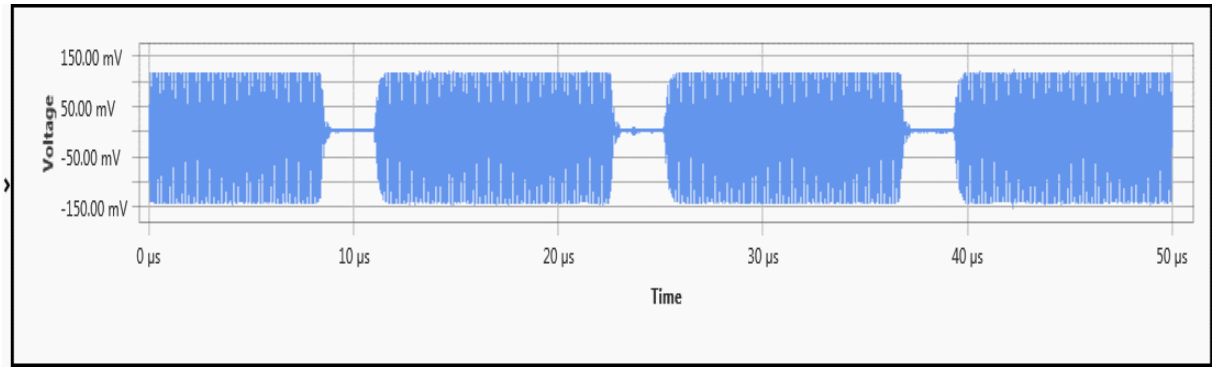

Trace

11-21 rue Hubble
Parc de la Haute borne
59650 Villeneuve d'Ascq – France
+33 320 746 630
smartcards@microprocess.com

70. Test: TC_AN20_POL_NFCA_01.122 (330 Ω)

a. Test Case Information

Operator	*Default Operator*
Description	*This test verifies poller waveform characteristics.*
Testing Date	*2020-08-18T15:02*
Device Name	*TCL2*
Device Serial Number	*MP3.12.35.20*
Firmware version	*43.0*
Driver version	*1.29*
MPManager version	*3.6.4*
Test case status	*PASSED*

b. Test Log

TC_AN20_POL_NFCA_01.122 (330 Ω)

This test verifies poller waveform characteristics.

Parameters:

Device Configuration:

Poller: Device Under Test

NFC Forum Reference Device: Listener 1

Jumper Configuration:

Position J3 at position 3 (330 Ω)

Position: 122

Attempt 1

11-21 rue Hubble
Parc de la Haute borne
59650 Villeneuve d'Ascq – France
+33 320 746 630
smartcards@micropross.com

Modulation envelope (pk-pk) = 481.049 mV

Value of T1 (2.614 µs) is in specifications limits ([2.060 µs, 2.990 µs|+/-0.147|]).

Value of T2 (2.195 µs) is in specifications limits ([0.520 µs, 2.614 µs|+/-0.147|]).

Value of T3 (0.302 µs) is in specifications limits ([0.218 µs, 1.180 µs|+/-0.147|]).

Value of T4 (0.145 µs) is in specifications limits ([0.000 µs, 0.440 µs|+/-0.147|]).

Value of T5 (0.000 µs) is in specifications limits ([0.000 µs, 0.500 µs|+/-0.147|]).

Value of Vout,A (0.68) is in specifications limits ([0.00 , 25.45 |+/-0.50|]).

Waveform Respect Specification : OK

The waveform characteristics of the NFC-A modulation provided by the Polling Device under test, shall be compliant with the specification.

The waveform measurement of the Polling Device under test is compliant.

TC_AN20_POL_NFCA_01.122 (330 Ω) passed.

c. MPLog Traces

Trace 1: C:\Users\MICROPROSS\Desktop\Project\san\TS_MPM3_NFC Forum Analog_v3.2.1\NFC Forum Analog Test Suite\[Default Session] Traces\[_1][J3]TC_AN20_POL_NFCA_01.122 (330 Ω)[2020-08-18T150256]\Attempt 1\Trace.mplog

d. Pictures

11-21 rue Hubble
Parc de la Haute borne
59650 Villeneuve d'Ascq – France
+33 320 746 630
smartcards@microprocess.com

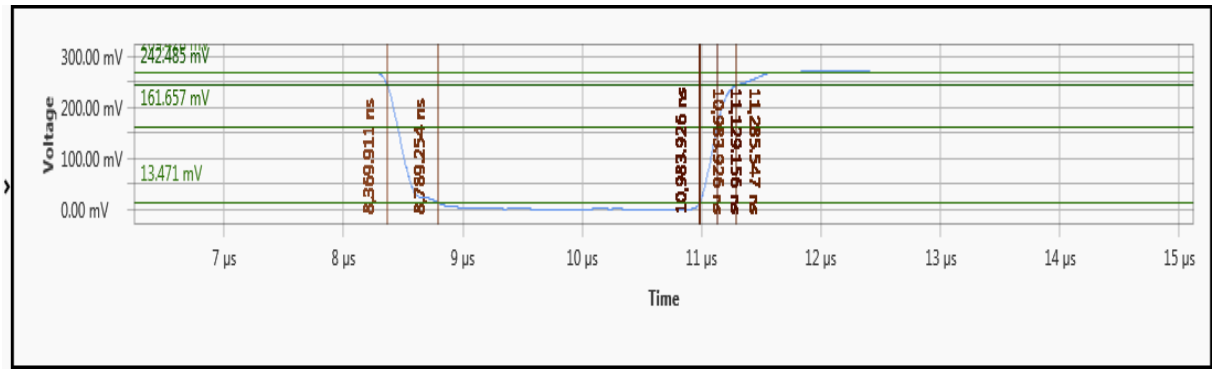

Analysis

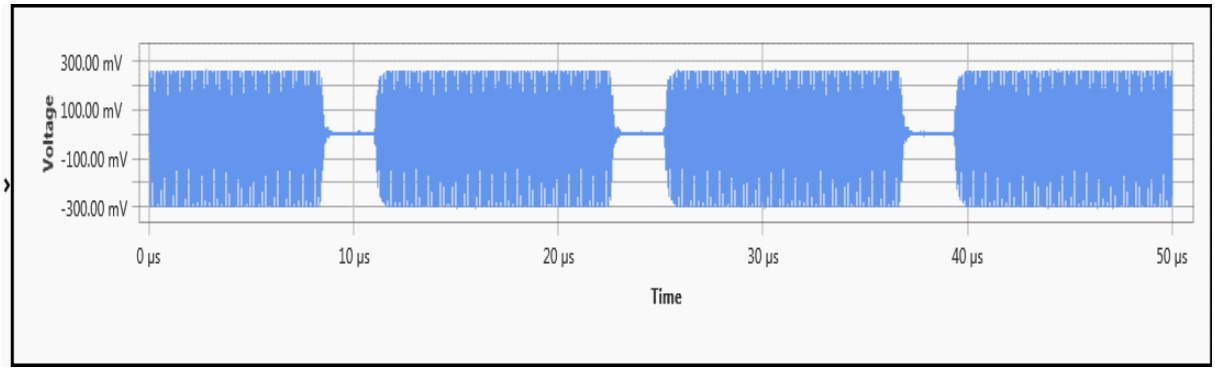

Trace

11-21 rue Hubble
Parc de la Haute borne
59650 Villeneuve d'Ascq – France
+33 320 746 630
smartcards@microprossx.com

71. Test: TC_AN20_POL_NFCA_01.123 (330 Ω)

a. Test Case Information

Operator	*Default Operator*
Description	*This test verifies poller waveform characteristics.*
Testing Date	*2020-08-18T15:05*
Device Name	*TCL2*
Device Serial Number	*MP3.12.35.20*
Firmware version	*43.0*
Driver version	*1.29*
MPManager version	*3.6.4*
Test case status	*PASSED*

b. Test Log

TC_AN20_POL_NFCA_01.123 (330 Ω)

This test verifies poller waveform characteristics.

Parameters:

Device Configuration:

Poller: Device Under Test

NFC Forum Reference Device: Listener 1

Jumper Configuration:

Position J3 at position 3 (330 Ω)

Position: 123

Attempt 1

11-21 rue Hubble
Parc de la Haute borne
59650 Villeneuve d'Ascq – France
+33 320 746 630
smartcards@micropross.com

Modulation envelope (pk-pk) = 239.511 mV

Value of T1 (2.616 µs) is in specifications limits ([2.060 µs, 2.990 µs|+/-0.147|]).

Value of T2 (2.157 µs) is in specifications limits ([0.520 µs, 2.616 µs|+/-0.147|]).

Value of T3 (0.376 µs) is in specifications limits ([0.231 µs, 1.180 µs|+/-0.147|]).

Value of T4 (0.154 µs) is in specifications limits ([0.000 µs, 0.440 µs|+/-0.147|]).

Value of T5 (0.000 µs) is in specifications limits ([0.000 µs, 0.500 µs|+/-0.147|]).

Value of Vout,A (0.57) is in specifications limits ([0.00 , 16.28 |+/-0.50|]).

Waveform Respect Specification : OK

The waveform characteristics of the NFC-A modulation provided by the Polling Device under test, shall be compliant with the specification.

The waveform measurement of the Polling Device under test is compliant.

TC_AN20_POL_NFCA_01.123 (330 Ω) passed.

c. MPLog Traces

Trace 1: C:\Users\MICROPROSS\Desktop\Project\san\TS_MPM3_NFC Forum Analog_v3.2.1\NFC Forum Analog Test Suite\[Default Session] Traces\[_1][J3]TC_AN20_POL_NFCA_01.123 (330 Ω)[2020-08-18T150520]\Attempt 1\Trace.mplog

d. Pictures

11-21 rue Hubble
Parc de la Haute borne
59650 Villeneuve d'Ascq – France
+33 320 746 630
smartcards@microprocess.com

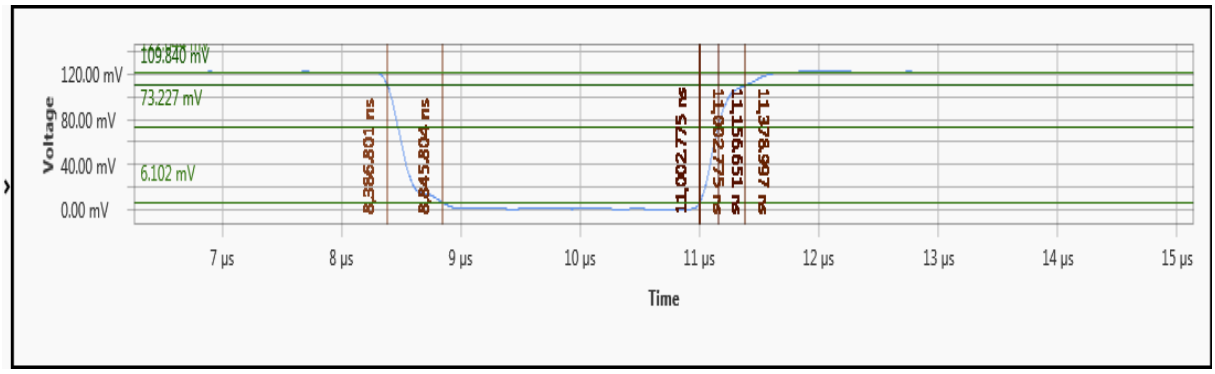

Analysis

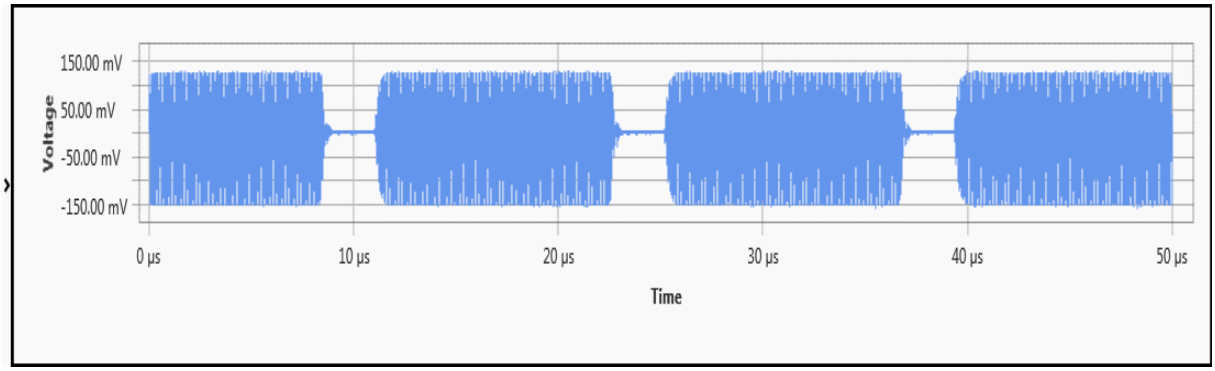

Trace

11-21 rue Hubble
Parc de la Haute borne
59650 Villeneuve d'Ascq – France
+33 320 746 630
smartcards@microprossx.com

72. Test: TC_AN20_POL_NFCB_01.000 (820 Ω)

a. Test Case Information

Operator	*Default Operator*
Description	*This test verifies poller waveform characteristics.*
Testing Date	*2020-09-18T13:54*
Device Name	*TCL2*
Device Serial Number	*MP3.12.35.20*
Firmware version	*43.0*
Driver version	*1.29*
MPManager version	*3.6.4*
Test case status	*PASSED*

b. Test Log

TC_AN20_POL_NFCB_01.000 (820 Ω)

This test verifies poller waveform characteristics.

Parameters:

Device Configuration:

Poller: Device Under Test

NFC Forum Reference Device: Listener 1

Jumper Configuration:

Position J3 at position 1 (820 Ω)

Position: 000

Attempt 1

11-21 rue Hubble
Parc de la Haute borne
59650 Villeneuve d'Ascq – France
+33 320 746 630
smartcards@microprossss.com

Modulation envelope (pk-pk) = 313.874 mV

Value of Tf (0.108 µs) is in specifications limits ([0.000 µs, 1.180 µs|+/-0.147|]).

Value of Tr (0.159 µs) is in specifications limits ([0.000 µs, 0.698 µs|+/-0.147|]).

Value of mod (10.77 %) is in specifications limits ([8.00 %, 15.00 %|+/-1.00|]).

Value of hf (0.00) is in specifications limits ([0.00 , 37.22 |+/-0.50|]).

Value of hr (10.47) is in specifications limits ([0.00 , 34.55 |+/-0.50|]).

Waveform Respect Specification : OK

The waveform characteristics of the NFC-B modulation provided by the Polling Device under test, shall be compliant with the specification.

The waveform measurement of the Polling Device under test is compliant.

TC_AN20_POL_NFCB_01.000 (820 Ω) passed.

c. MPLog Traces

Trace 1: C:\Users\MICROPROSS\Desktop\Project\san\TS_MPM3_NFC Forum Analog_v3.2.1\NFC Forum Analog Test Suite\[Default Session] Traces\[_1][J1]TC_AN20_POL_NFCB_01.000 (820 Ω)[2020-09-18T135420]\Attempt 1\Trace.mplog

d. Pictures

11-21 rue Hubble
Parc de la Haute borne
59650 Villeneuve d'Ascq – France
+33 320 746 630
smartcards@microprossx.com

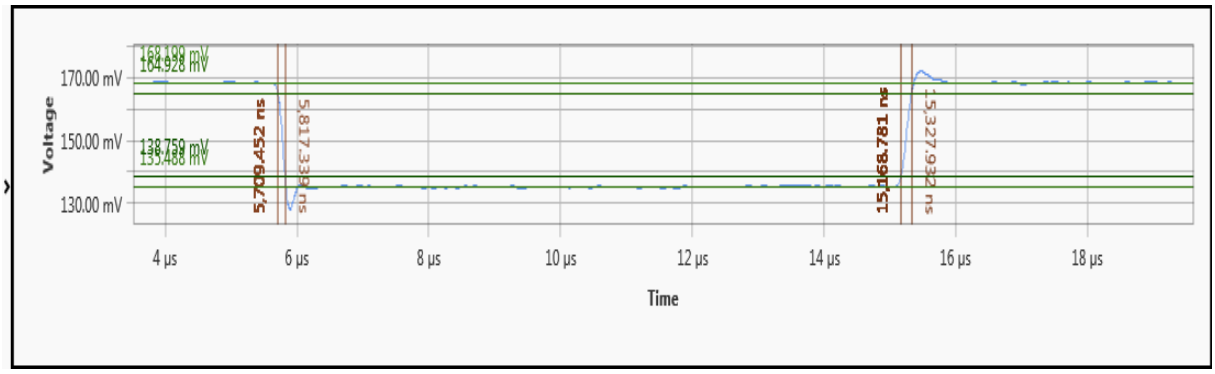

Analysis

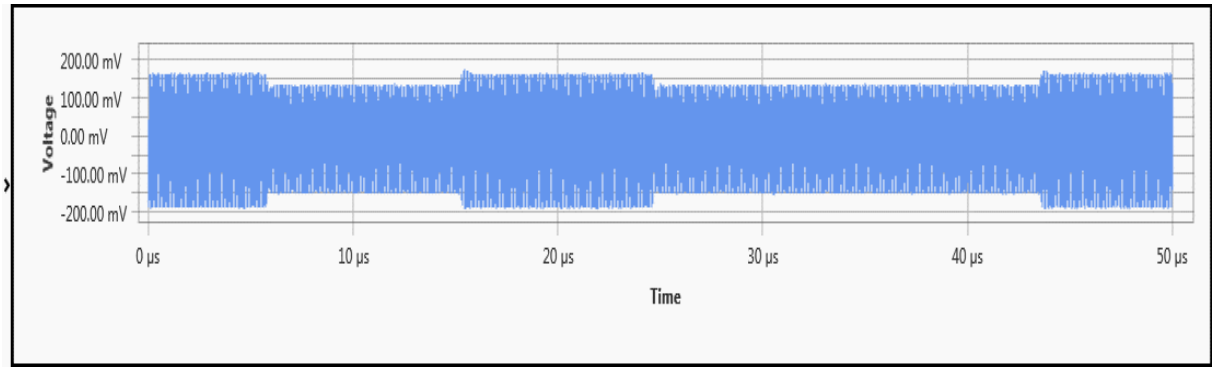

Trace

11-21 rue Hubble
Parc de la Haute borne
59650 Villeneuve d'Ascq – France
+33 320 746 630
smartcards@microprossx.com

73. Test: TC_AN20_POL_NFCB_01.010 (820 Ω)

a. Test Case Information

Operator	*Default Operator*
Description	*This test verifies poller waveform characteristics.*
Testing Date	*2020-09-18T13:55*
Device Name	*TCL2*
Device Serial Number	*MP3.12.35.20*
Firmware version	*43.0*
Driver version	*1.29*
MPManager version	*3.6.4*
Test case status	*PASSED*

b. Test Log

TC_AN20_POL_NFCB_01.010 (820 Ω)

This test verifies poller waveform characteristics.

Parameters:

Device Configuration:

Poller: Device Under Test

NFC Forum Reference Device: Listener 1

Jumper Configuration:

Position J3 at position 1 (820 Ω)

Position: 010

Attempt 1

11-21 rue Hubble
Parc de la Haute borne
59650 Villeneuve d'Ascq – France
+33 320 746 630
smartcards@microprocess.com

Modulation envelope (pk-pk) = 312.081 mV

Value of Tf (0.109 µs) is in specifications limits ([0.000 µs, 1.180 µs|+/-0.147|]).

Value of Tr (0.161 µs) is in specifications limits ([0.000 µs, 0.699 µs|+/-0.147|]).

Value of mod (10.84 %) is in specifications limits ([8.00 %, 15.00 %|+/-1.00|]).

Value of hf (1.11) is in specifications limits ([0.00 , 37.21 |+/-0.50|]).

Value of hr (9.88) is in specifications limits ([0.00 , 34.52 |+/-0.50|]).

Waveform Respect Specification : OK

The waveform characteristics of the NFC-B modulation provided by the Polling Device under test, shall be compliant with the specification.

The waveform measurement of the Polling Device under test is compliant.

TC_AN20_POL_NFCB_01.010 (820 Ω) passed.

c. MPLog Traces

Trace 1: C:\Users\MICROPROSS\Desktop\Project\san\TS_MPM3_NFC Forum Analog_v3.2.1\NFC Forum Analog Test Suite\[Default Session] Traces\[_1][J1]TC_AN20_POL_NFCB_01.010 (820 Ω)[2020-09-18T135547]\Attempt 1\Trace.mplog

d. Pictures

11-21 rue Hubble
Parc de la Haute borne
59650 Villeneuve d'Ascq – France
+33 320 746 630
smartcards@microprossx.com

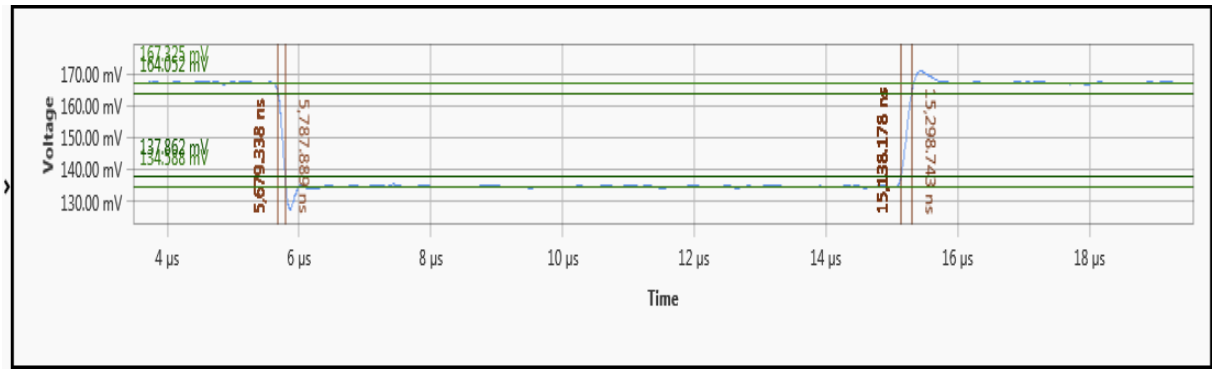

Analysis

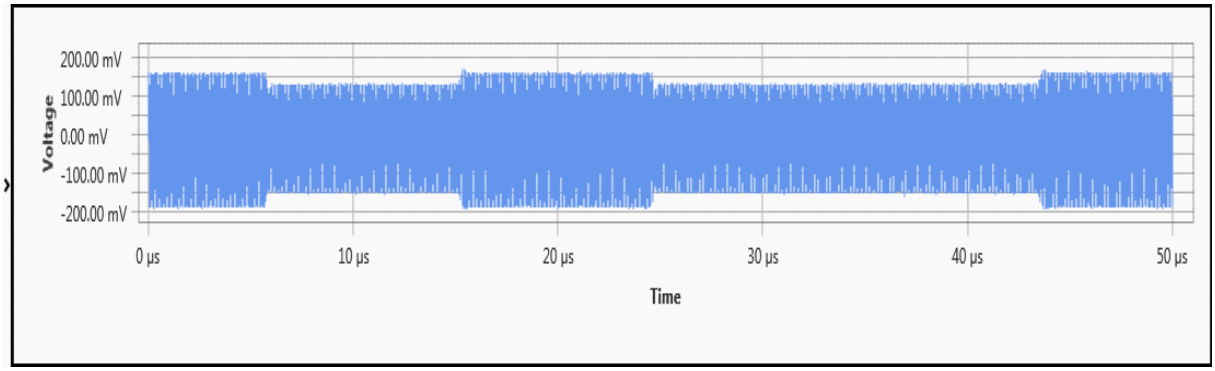

Trace

11-21 rue Hubble
Parc de la Haute borne
59650 Villeneuve d'Ascq – France
+33 320 746 630
smartcards@microprocess.com

74. Test: TC_AN20_POL_NFCB_01.011 (820 Ω)

a. Test Case Information

Operator	*Default Operator*
Description	*This test verifies poller waveform characteristics.*
Testing Date	*2020-09-18T13:56*
Device Name	*TCL2*
Device Serial Number	*MP3.12.35.20*
Firmware version	*43.0*
Driver version	*1.29*
MPManager version	*3.6.4*
Test case status	*PASSED*

b. Test Log

TC_AN20_POL_NFCB_01.011 (820 Ω)

This test verifies poller waveform characteristics.

Parameters:

Device Configuration:

Poller: Device Under Test

NFC Forum Reference Device: Listener 1

Jumper Configuration:

Position J3 at position 1 (820 Ω)

Position: 011

Attempt 1

11-21 rue Hubble
Parc de la Haute borne
59650 Villeneuve d'Ascq – France
+33 320 746 630
smartcards@microprossx.com

Modulation envelope (pk-pk) = 261.676 mV

Value of Tf (0.109 µs) is in specifications limits ([0.000 µs, 1.180 µs|+/-0.147|]).

Value of Tr (0.156 µs) is in specifications limits ([0.000 µs, 0.699 µs|+/-0.147|]).

Value of mod (10.83 %) is in specifications limits ([8.00 %, 15.00 %|+/-1.00|]).

Value of hf (1.11) is in specifications limits ([0.00 , 37.20 |+/-0.50|]).

Value of hr (11.74) is in specifications limits ([0.00 , 34.65 |+/-0.50|]).

Waveform Respect Specification : OK

The waveform characteristics of the NFC-B modulation provided by the Polling Device under test, shall be compliant with the specification.

The waveform measurement of the Polling Device under test is compliant.

TC_AN20_POL_NFCB_01.011 (820 Ω) passed.

c. MPLog Traces

Trace 1: C:\Users\MICROPROSS\Desktop\Project\san\TS_MPM3_NFC Forum Analog_v3.2.1\NFC Forum Analog Test Suite\[Default Session] Traces\[_1][J1]TC_AN20_POL_NFCB_01.011 (820 Ω)[2020-09-18T135627]\Attempt 1\Trace.mplog

d. Pictures

11-21 rue Hubble
Parc de la Haute borne
59650 Villeneuve d'Ascq – France
+33 320 746 630
smartcards@microprossx.com

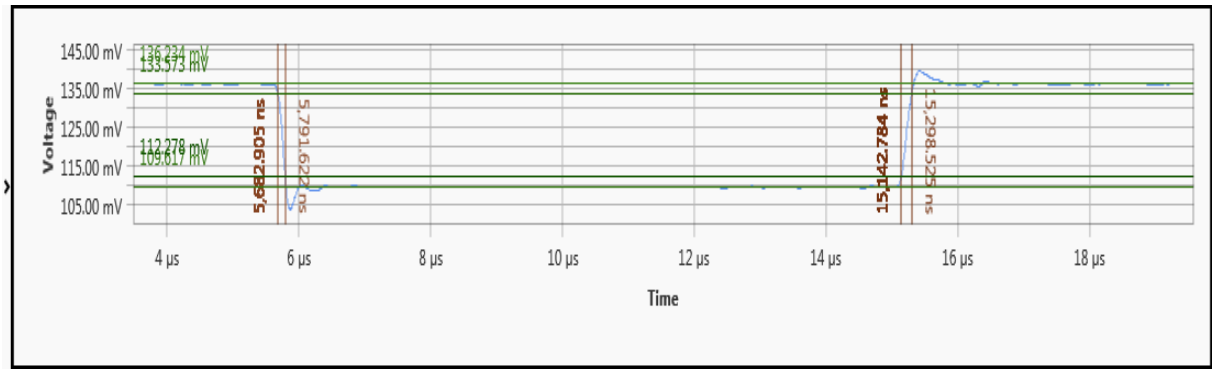

Analysis

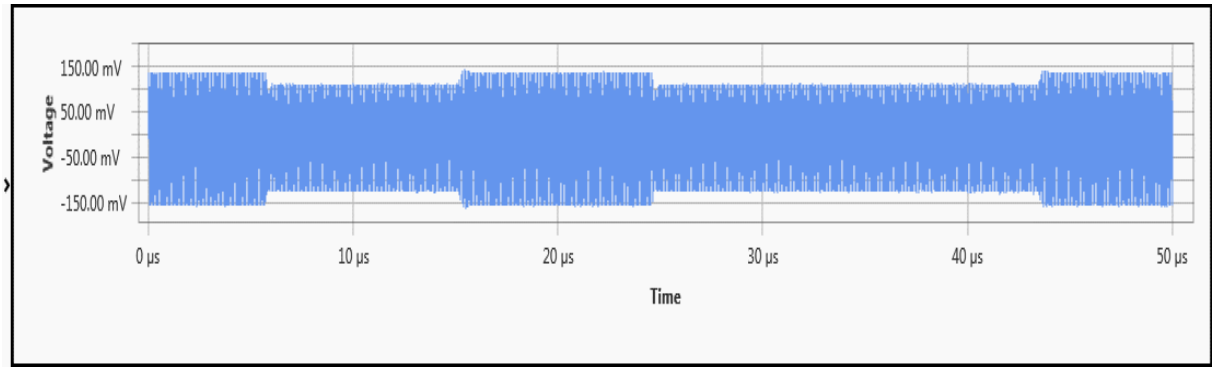

Trace

11-21 rue Hubble
Parc de la Haute borne
59650 Villeneuve d'Ascq – France
+33 320 746 630
smartcards@microprocess.com

75. Test: TC_AN20_POL_NFCB_01.012 (820 Ω)

a. Test Case Information

Operator	*Default Operator*
Description	*This test verifies poller waveform characteristics.*
Testing Date	*2020-09-18T13:56*
Device Name	*TCL2*
Device Serial Number	*MP3.12.35.20*
Firmware version	*43.0*
Driver version	*1.29*
MPManager version	*3.6.4*
Test case status	*PASSED*

b. Test Log

TC_AN20_POL_NFCB_01.012 (820 Ω)

This test verifies poller waveform characteristics.

Parameters:

Device Configuration:

Poller: Device Under Test

NFC Forum Reference Device: Listener 1

Jumper Configuration:

Position J3 at position 1 (820 Ω)

Position: 012

Attempt 1

11-21 rue Hubble
Parc de la Haute borne
59650 Villeneuve d'Ascq – France
+33 320 746 630
smartcards@micropross.com

Modulation envelope (pk-pk) = 315.519 mV

Value of Tf (0.112 µs) is in specifications limits ([0.000 µs, 1.180 µs|+/-0.147|]).

Value of Tr (0.157 µs) is in specifications limits ([0.000 µs, 0.702 µs|+/-0.147|]).

Value of mod (10.85 %) is in specifications limits ([8.00 %, 15.00 %|+/-1.00|]).

Value of hf (1.43) is in specifications limits ([0.00 , 37.15 |+/-0.50|]).

Value of hr (10.05) is in specifications limits ([0.00 , 34.65 |+/-0.50|]).

Waveform Respect Specification : OK

The waveform characteristics of the NFC-B modulation provided by the Polling Device under test, shall be compliant with the specification.

The waveform measurement of the Polling Device under test is compliant.

TC_AN20_POL_NFCB_01.012 (820 Ω) passed.

c. MPLog Traces

Trace 1: C:\Users\MICROPROSS\Desktop\Project\san\TS_MPM3_NFC Forum Analog_v3.2.1\NFC Forum Analog Test Suite\[Default Session] Traces\[_1][J1]TC_AN20_POL_NFCB_01.012 (820 Ω)[2020-09-18T135632]\Attempt 1\Trace.mplog

d. Pictures

11-21 rue Hubble
Parc de la Haute borne
59650 Villeneuve d'Ascq – France
+33 320 746 630
smartcards@microprossx.com

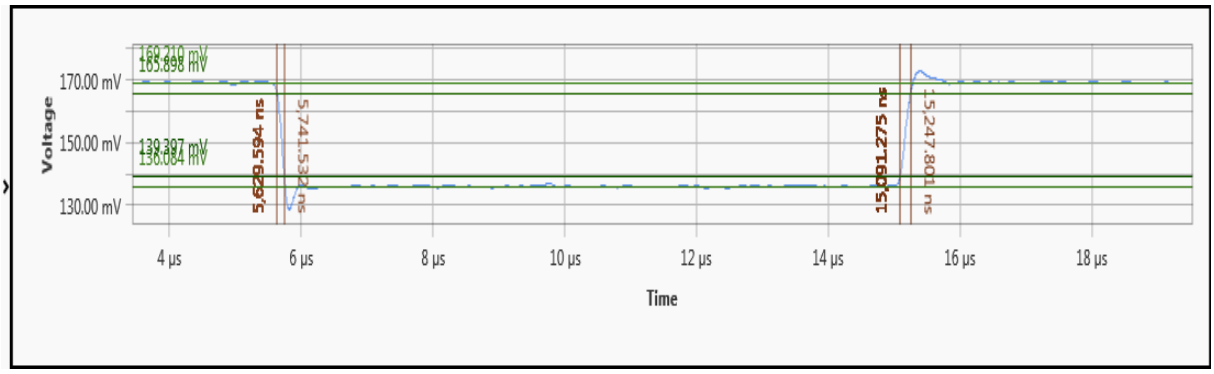

Analysis

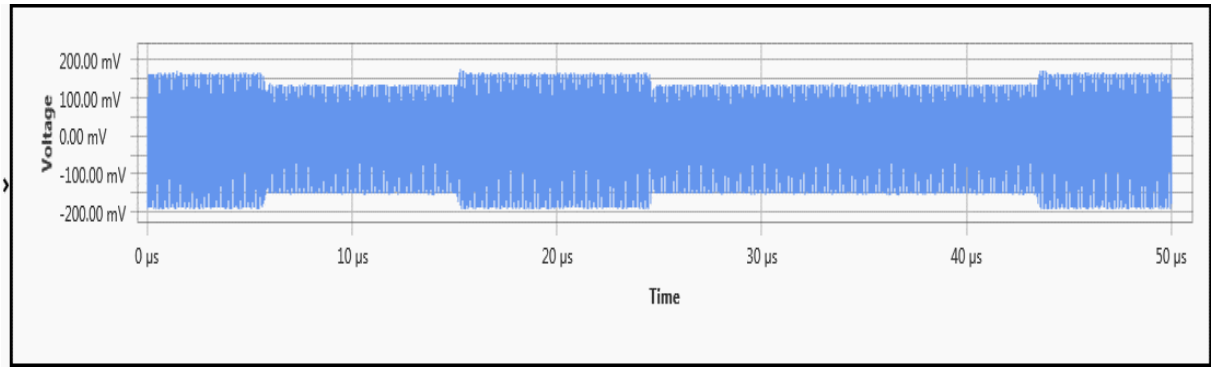

Trace

11-21 rue Hubble
Parc de la Haute borne
59650 Villeneuve d'Ascq – France
+33 320 746 630
smartcards@microprross.com

76. Test: TC_AN20_POL_NFCB_01.013 (820 Ω)

a. Test Case Information

Operator	*Default Operator*
Description	*This test verifies poller waveform characteristics.*
Testing Date	*2020-09-18T13:56*
Device Name	*TCL2*
Device Serial Number	*MP3.12.35.20*
Firmware version	*43.0*
Driver version	*1.29*
MPManager version	*3.6.4*
Test case status	*PASSED*

b. Test Log

TC_AN20_POL_NFCB_01.013 (820 Ω)

This test verifies poller waveform characteristics.

Parameters:

Device Configuration:

Poller: Device Under Test

NFC Forum Reference Device: Listener 1

Jumper Configuration:

Position J3 at position 1 (820 Ω)

Position: 013

Attempt 1

11-21 rue Hubble
Parc de la Haute borne
59650 Villeneuve d'Ascq – France
+33 320 746 630
smartcards@micropross.com

Modulation envelope (pk-pk) = 220.555 mV

Value of Tf (0.111 µs) is in specifications limits ([0.000 µs, 1.180 µs|+/-0.147|]).

Value of Tr (0.167 µs) is in specifications limits ([0.000 µs, 0.701 µs|+/-0.147|]).

Value of mod (10.75 %) is in specifications limits ([8.00 %, 15.00 %|+/-1.00|]).

Value of hf (0.21) is in specifications limits ([0.00 , 37.16 |+/-0.50|]).

Value of hr (10.39) is in specifications limits ([0.00 , 34.36 |+/-0.50|]).

Waveform Respect Specification : OK

The waveform characteristics of the NFC-B modulation provided by the Polling Device under test, shall be compliant with the specification.

The waveform measurement of the Polling Device under test is compliant.

TC_AN20_POL_NFCB_01.013 (820 Ω) passed.

c. MPLog Traces

Trace 1: C:\Users\MICROPROSS\Desktop\Project\san\TS_MPM3_NFC Forum Analog_v3.2.1\NFC Forum Analog Test Suite\[Default Session] Traces\[_1][J1]TC_AN20_POL_NFCB_01.013 (820 Ω)[2020-09-18T135651]\Attempt 1\Trace.mplog

d. Pictures

11-21 rue Hubble
Parc de la Haute borne
59650 Villeneuve d'Ascq – France
+33 320 746 630
smartcards@micropross.com

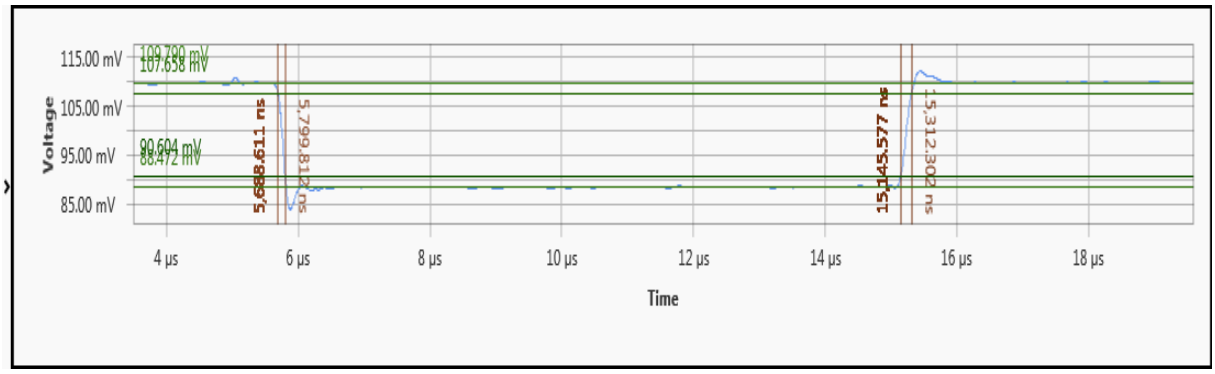

Analysis

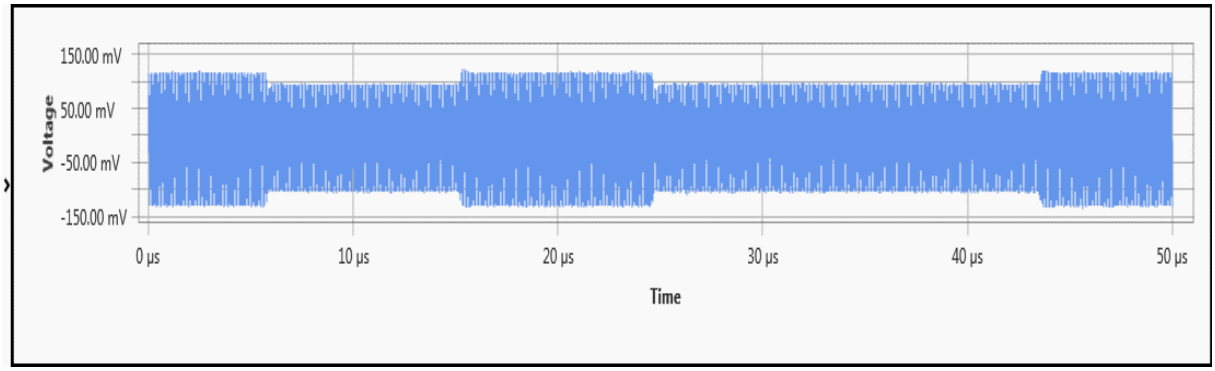

Trace

11-21 rue Hubble
Parc de la Haute borne
59650 Villeneuve d'Ascq – France
+33 320 746 630
smartcards@microprross.com

77. Test: TC_AN20_POL_NFCB_01.100 (820 Ω)

a. Test Case Information

Operator	*Default Operator*
Description	*This test verifies poller waveform characteristics.*
Testing Date	*2020-09-18T13:57*
Device Name	*TCL2*
Device Serial Number	*MP3.12.35.20*
Firmware version	*43.0*
Driver version	*1.29*
MPManager version	*3.6.4*
Test case status	*PASSED*

b. Test Log

TC_AN20_POL_NFCB_01.100 (820 Ω)

This test verifies poller waveform characteristics.

Parameters:

Device Configuration:

Poller: Device Under Test

NFC Forum Reference Device: Listener 1

Jumper Configuration:

Position J3 at position 1 (820 Ω)

Position: 100

Attempt 1

11-21 rue Hubble
Parc de la Haute borne
59650 Villeneuve d'Ascq – France
+33 320 746 630
smartcards@micropross.com

Modulation envelope (pk-pk) = 291.632 mV

Value of Tf (0.117 µs) is in specifications limits ([0.000 µs, 1.180 µs|+/-0.147|]).

Value of Tr (0.184 µs) is in specifications limits ([0.000 µs, 0.707 µs|+/-0.147|]).

Value of mod (10.88 %) is in specifications limits ([8.00 %, 15.00 %|+/-1.00|]).

Value of hf (1.31) is in specifications limits ([0.00 , 37.07 |+/-0.50|]).

Value of hr (6.83) is in specifications limits ([0.00 , 33.94 |+/-0.50|]).

Waveform Respect Specification : OK

The waveform characteristics of the NFC-B modulation provided by the Polling Device under test, shall be compliant with the specification.

The waveform measurement of the Polling Device under test is compliant.

TC_AN20_POL_NFCB_01.100 (820 Ω) passed.

c. MPLog Traces

Trace 1: C:\Users\MICROPROSS\Desktop\Project\san\TS_MPM3_NFC Forum Analog_v3.2.1\NFC Forum Analog Test Suite\[Default Session] Traces\[_1][J1]TC_AN20_POL_NFCB_01.100 (820 Ω)[2020-09-18T135755]\Attempt 1\Trace.mplog

d. Pictures

11-21 rue Hubble
Parc de la Haute borne
59650 Villeneuve d'Ascq – France
+33 320 746 630
smartcards@micropross.com

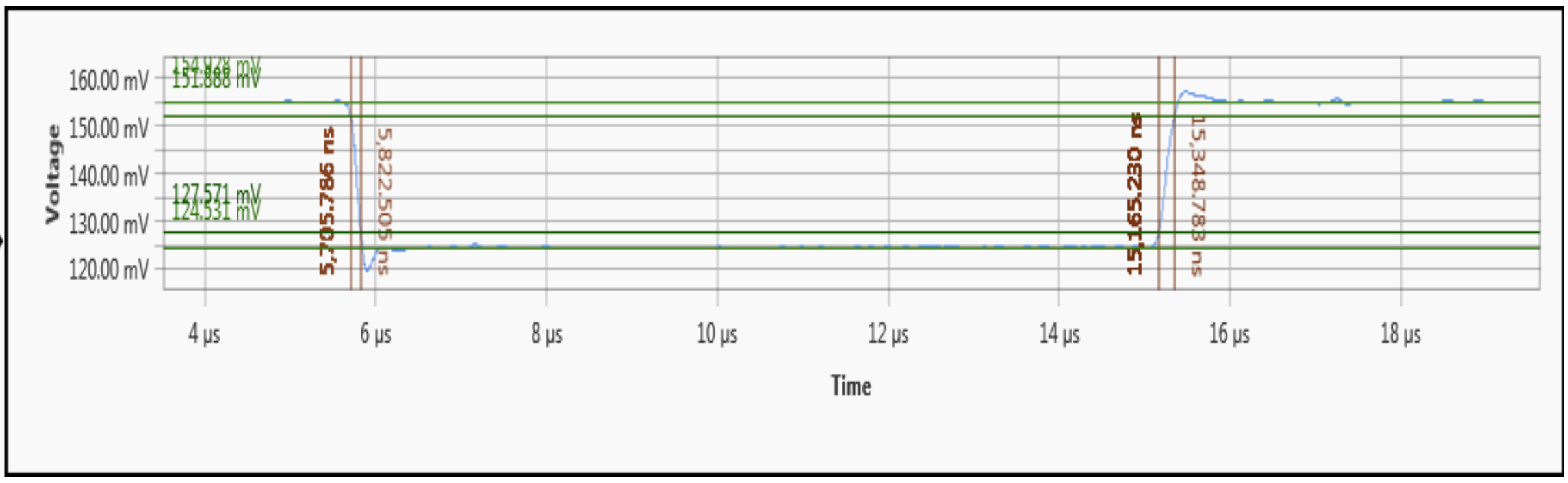

Analysis

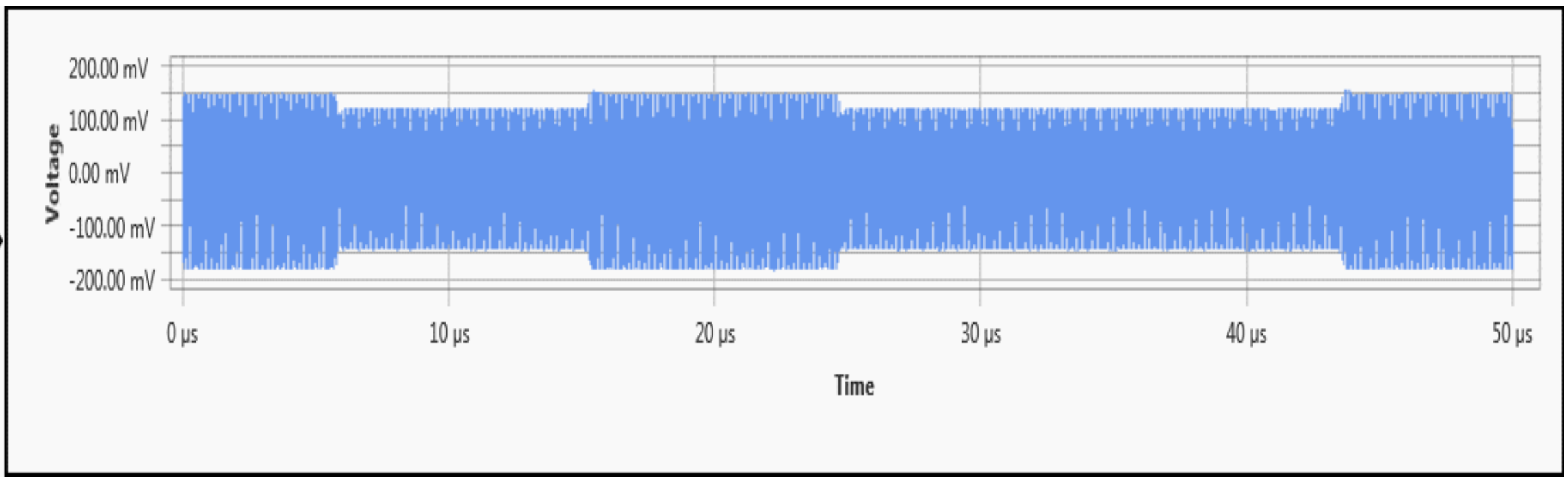

Trace

11-21 rue Hubble
Parc de la Haute borne
59650 Villeneuve d'Ascq – France
+33 320 746 630
smartcards@microprross.com

78. Test: TC_AN20_POL_NFCB_01.110 (820 Ω)

a. Test Case Information

Operator	*Default Operator*
Description	*This test verifies poller waveform characteristics.*
Testing Date	*2020-09-18T13:58*
Device Name	*TCL2*
Device Serial Number	*MP3.12.35.20*
Firmware version	*43.0*
Driver version	*1.29*
MPManager version	*3.6.4*
Test case status	*PASSED*

b. Test Log

TC_AN20_POL_NFCB_01.110 (820 Ω)

This test verifies poller waveform characteristics.

Parameters:

Device Configuration:

Poller: Device Under Test

NFC Forum Reference Device: Listener 1

Jumper Configuration:

Position J3 at position 1 (820 Ω)

Position: 110

Attempt 1

11-21 rue Hubble
Parc de la Haute borne
59650 Villeneuve d'Ascq – France
+33 320 746 630
smartcards@microprossss.com

Modulation envelope (pk-pk) = 301.122 mV

Value of Tf (0.119 µs) is in specifications limits ([0.000 µs, 1.180 µs|+/-0.147|]).

Value of Tr (0.179 µs) is in specifications limits ([0.000 µs, 0.709 µs|+/-0.147|]).

Value of mod (10.91 %) is in specifications limits ([8.00 %, 15.00 %|+/-1.00|]).

Value of hf (0.22) is in specifications limits ([0.00 , 37.04 |+/-0.50|]).

Value of hr (5.53) is in specifications limits ([0.00 , 34.09 |+/-0.50|]).

Waveform Respect Specification : OK

The waveform characteristics of the NFC-B modulation provided by the Polling Device under test, shall be compliant with the specification.

The waveform measurement of the Polling Device under test is compliant.

TC_AN20_POL_NFCB_01.110 (820 Ω) passed.

c. MPLog Traces

Trace 1: C:\Users\MICROPROSS\Desktop\Project\san\TS_MPM3_NFC Forum Analog_v3.2.1\NFC Forum Analog Test Suite\[Default Session] Traces\[_1][J1]TC_AN20_POL_NFCB_01.110 (820 Ω)[2020-09-18T135807]\Attempt 1\Trace.mplog

d. Pictures

11-21 rue Hubble
Parc de la Haute borne
59650 Villeneuve d'Ascq – France
+33 320 746 630
smartcards@micropross.com

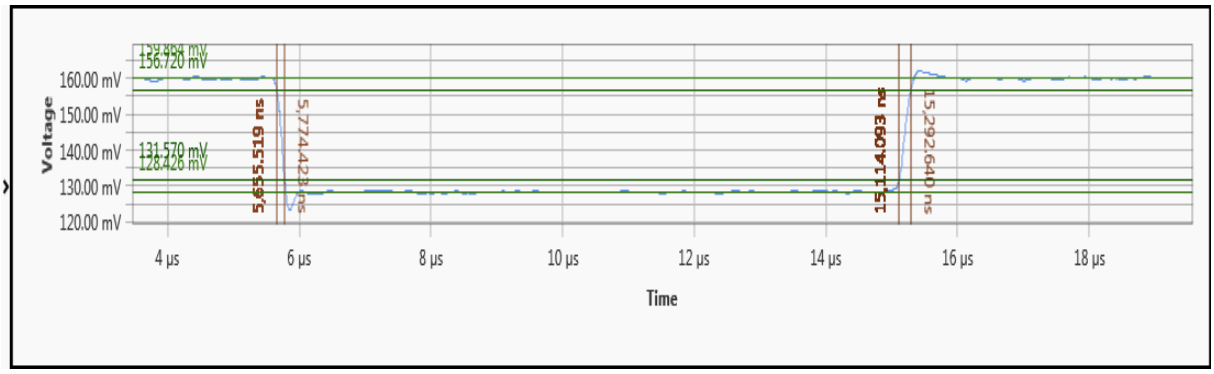

Analysis

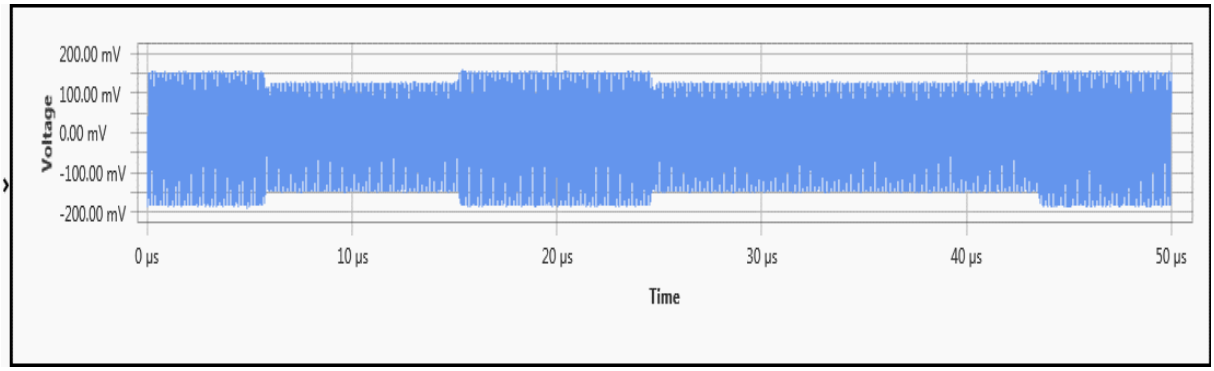

Trace

11-21 rue Hubble
Parc de la Haute borne
59650 Villeneuve d'Ascq – France
+33 320 746 630
smartcards@microprross.com

79. Test: TC_AN20_POL_NFCB_01.111 (820 Ω)

a. Test Case Information

Operator	*Default Operator*
Description	*This test verifies poller waveform characteristics.*
Testing Date	*2020-09-18T13:58*
Device Name	*TCL2*
Device Serial Number	*MP3.12.35.20*
Firmware version	*43.0*
Driver version	*1.29*
MPManager version	*3.6.4*
Test case status	*PASSED*

b. Test Log

TC_AN20_POL_NFCB_01.111 (820 Ω)

This test verifies poller waveform characteristics.

Parameters:

Device Configuration:

Poller: Device Under Test

NFC Forum Reference Device: Listener 1

Jumper Configuration:

Position J3 at position 1 (820 Ω)

Position: 111

Attempt 1

11-21 rue Hubble
Parc de la Haute borne
59650 Villeneuve d'Ascq – France
+33 320 746 630
smartcards@micropross.com

Modulation envelope (pk-pk) = 254.566 mV

Value of Tf (0.117 µs) is in specifications limits ([0.000 µs, 1.180 µs|+/-0.147|]).

Value of Tr (0.181 µs) is in specifications limits ([0.000 µs, 0.707 µs|+/-0.147|]).

Value of mod (10.83 %) is in specifications limits ([8.00 %, 15.00 %|+/-1.00|]).

Value of hf (0.99) is in specifications limits ([0.00 , 37.07 |+/-0.50|]).

Value of hr (7.18) is in specifications limits ([0.00 , 34.01 |+/-0.50|]).

Waveform Respect Specification : OK

The waveform characteristics of the NFC-B modulation provided by the Polling Device under test, shall be compliant with the specification.

The waveform measurement of the Polling Device under test is compliant.

TC_AN20_POL_NFCB_01.111 (820 Ω) passed.

c. MPLog Traces

Trace 1: C:\Users\MICROPROSS\Desktop\Project\san\TS_MPM3_NFC Forum Analog_v3.2.1\NFC Forum Analog Test Suite\[Default Session] Traces\[_1][J1]TC_AN20_POL_NFCB_01.111 (820 Ω)[2020-09-18T135821]\Attempt 1\Trace.mplog

d. Pictures

11-21 rue Hubble
Parc de la Haute borne
59650 Villeneuve d'Ascq – France
+33 320 746 630
smartcards@microprossl.com

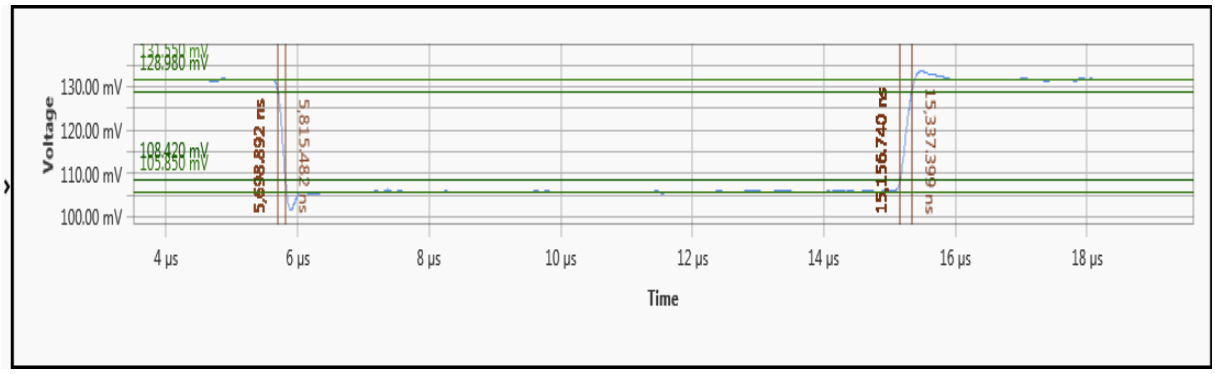

Analysis

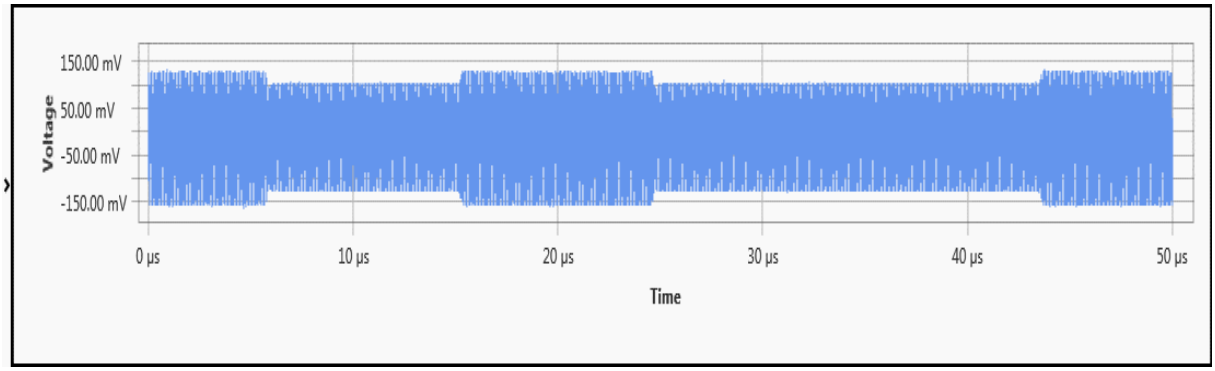

Trace

11-21 rue Hubble
Parc de la Haute borne
59650 Villeneuve d'Ascq – France
+33 320 746 630
smartcards@microprossx.com

80. Test: TC_AN20_POL_NFCB_01.112 (820 Ω)

a. Test Case Information

Operator	*Default Operator*
Description	*This test verifies poller waveform characteristics.*
Testing Date	*2020-09-18T13:59*
Device Name	*TCL2*
Device Serial Number	*MP3.12.35.20*
Firmware version	*43.0*
Driver version	*1.29*
MPManager version	*3.6.4*
Test case status	*PASSED*

b. Test Log

TC_AN20_POL_NFCB_01.112 (820 Ω)

This test verifies poller waveform characteristics.

Parameters:

Device Configuration:

Poller: Device Under Test

NFC Forum Reference Device: Listener 1

Jumper Configuration:

Position J3 at position 1 (820 Ω)

Position: 112

Attempt 1

11-21 rue Hubble
Parc de la Haute borne
59650 Villeneuve d'Ascq – France
+33 320 746 630
smartcards@microprossx.com

Modulation envelope (pk-pk) = 299.330 mV

Value of Tf (0.113 µs) is in specifications limits ([0.000 µs, 1.180 µs|+/-0.147|]).

Value of Tr (0.178 µs) is in specifications limits ([0.000 µs, 0.703 µs|+/-0.147|]).

Value of mod (10.90 %) is in specifications limits ([8.00 %, 15.00 %|+/-1.00|]).

Value of hf (0.10) is in specifications limits ([0.00 , 37.13 |+/-0.50|]).

Value of hr (6.12) is in specifications limits ([0.00 , 34.08 |+/-0.50|]).

Waveform Respect Specification : OK

The waveform characteristics of the NFC-B modulation provided by the Polling Device under test, shall be compliant with the specification.

The waveform measurement of the Polling Device under test is compliant.

TC_AN20_POL_NFCB_01.112 (820 Ω) passed.

c. MPLog Traces

Trace 1: C:\Users\MICROPROSS\Desktop\Project\san\TS_MPM3_NFC Forum Analog_v3.2.1\NFC Forum Analog Test Suite\[Default Session] Traces\[_1][J1]TC_AN20_POL_NFCB_01.112 (820 Ω)[2020-09-18T135904]\Attempt 1\Trace.mplog

d. Pictures

11-21 rue Hubble
Parc de la Haute borne
59650 Villeneuve d'Ascq – France
+33 320 746 630
smartcards@micropross.com

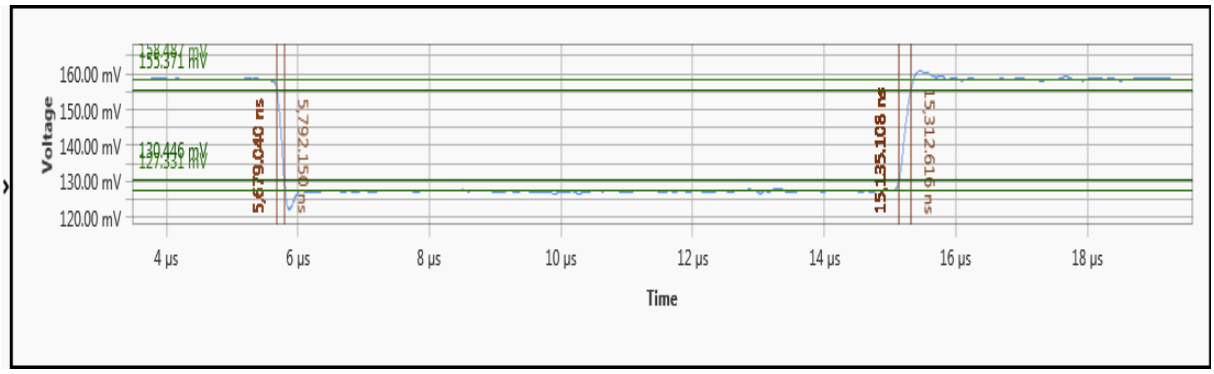

Analysis

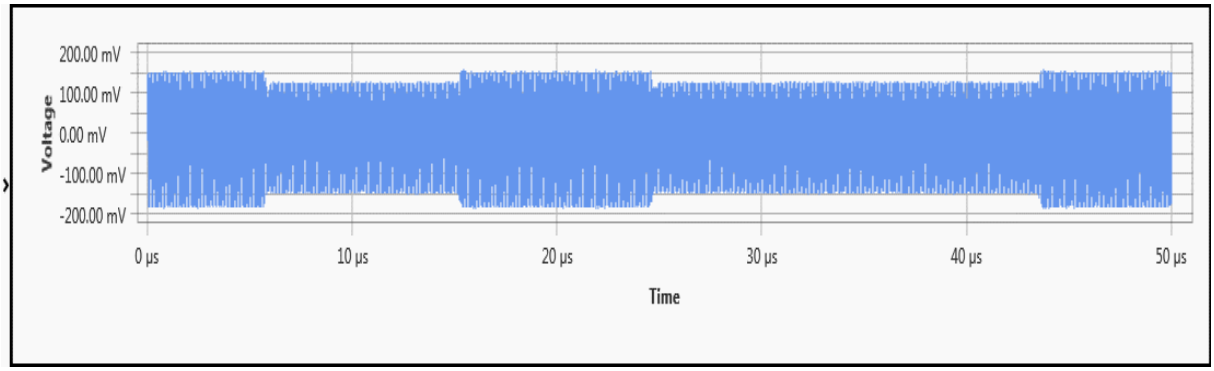

Trace

11-21 rue Hubble
Parc de la Haute borne
59650 Villeneuve d'Ascq – France
+33 320 746 630
smartcards@microprocess.com

81. Test: TC_AN20_POL_NFCB_01.113 (820 Ω)

a. Test Case Information

Operator	*Default Operator*
Description	*This test verifies poller waveform characteristics.*
Testing Date	*2020-09-18T13:59*
Device Name	*TCL2*
Device Serial Number	*MP3.12.35.20*
Firmware version	*43.0*
Driver version	*1.29*
MPManager version	*3.6.4*
Test case status	*PASSED*

b. Test Log

TC_AN20_POL_NFCB_01.113 (820 Ω)

This test verifies poller waveform characteristics.

Parameters:

Device Configuration:

Poller: Device Under Test

NFC Forum Reference Device: Listener 1

Jumper Configuration:

Position J3 at position 1 (820 Ω)

Position: 113

Attempt 1

11-21 rue Hubble
Parc de la Haute borne
59650 Villeneuve d'Ascq – France
+33 320 746 630
smartcards@micropross.com

Modulation envelope (pk-pk) = 235.116 mV

Value of Tf (0.118 µs) is in specifications limits ([0.000 µs, 1.180 µs|+/-0.147|]).

Value of Tr (0.184 µs) is in specifications limits ([0.000 µs, 0.708 µs|+/-0.147|]).

Value of mod (10.80 %) is in specifications limits ([8.00 %, 15.00 %|+/-1.00|]).

Value of hf (0.37) is in specifications limits ([0.00 , 37.05 |+/-0.50|]).

Value of hr (5.94) is in specifications limits ([0.00 , 33.92 |+/-0.50|]).

Waveform Respect Specification : OK

The waveform characteristics of the NFC-B modulation provided by the Polling Device under test, shall be compliant with the specification.

The waveform measurement of the Polling Device under test is compliant.

TC_AN20_POL_NFCB_01.113 (820 Ω) passed.

c. MPLog Traces

Trace 1: C:\Users\MICROPROSS\Desktop\Project\san\TS_MPM3_NFC Forum Analog_v3.2.1\NFC Forum Analog Test Suite\[Default Session] Traces\[_1][J1]TC_AN20_POL_NFCB_01.113 (820 Ω)[2020-09-18T135918]\Attempt 1\Trace.mplog

d. Pictures

11-21 rue Hubble
Parc de la Haute borne
59650 Villeneuve d'Ascq – France
+33 320 746 630
smartcards@micropross.com

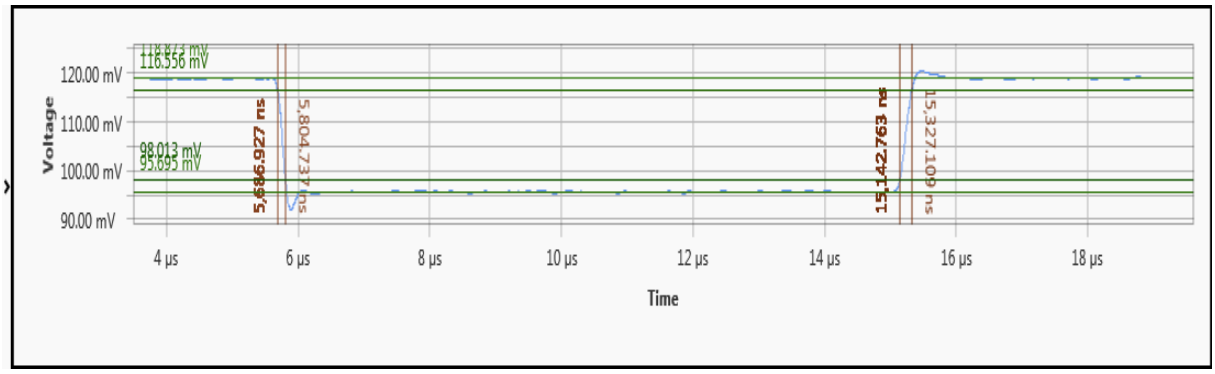

Analysis

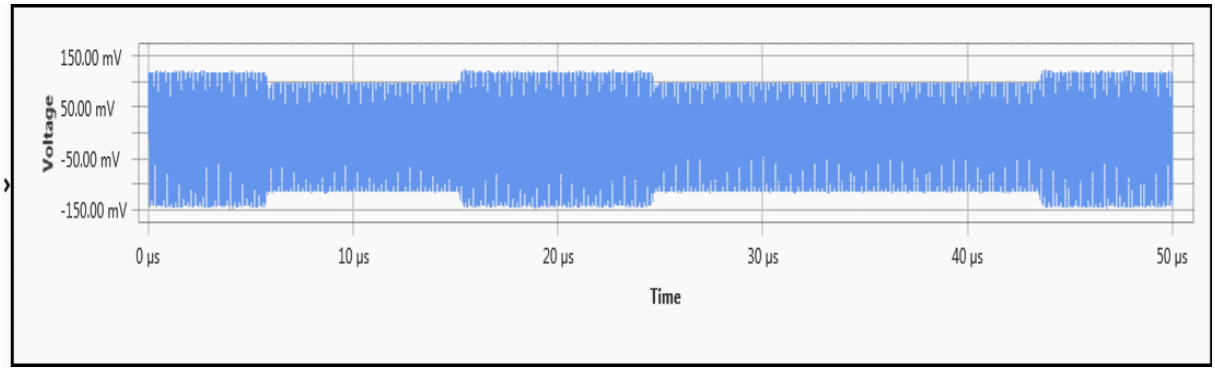

Trace

11-21 rue Hubble
Parc de la Haute borne
59650 Villeneuve d'Ascq – France
+33 320 746 630
smartcards@microprross.com

82. Test: TC_AN20_POL_NFCB_01.120 (820 Ω)

a. Test Case Information

Operator	*Default Operator*
Description	*This test verifies poller waveform characteristics.*
Testing Date	*2020-09-18T13:59*
Device Name	*TCL2*
Device Serial Number	*MP3.12.35.20*
Firmware version	*43.0*
Driver version	*1.29*
MPManager version	*3.6.4*
Test case status	*PASSED*

b. Test Log

TC_AN20_POL_NFCB_01.120 (820 Ω)

This test verifies poller waveform characteristics.

Parameters:

Device Configuration:

Poller: Device Under Test

NFC Forum Reference Device: Listener 1

Jumper Configuration:

Position J3 at position 1 (820 Ω)

Position: 120

Attempt 1

11-21 rue Hubble
Parc de la Haute borne
59650 Villeneuve d'Ascq – France
+33 320 746 630
smartcards@micropross.com

Modulation envelope (pk-pk) = 340.581 mV

Value of Tf (0.117 µs) is in specifications limits ([0.000 µs, 1.180 µs|+/-0.147|]).

Value of Tr (0.184 µs) is in specifications limits ([0.000 µs, 0.707 µs|+/-0.147|]).

Value of mod (10.83 %) is in specifications limits ([8.00 %, 15.00 %|+/-1.00|]).

Value of hf (0.85) is in specifications limits ([0.00 , 37.07 |+/-0.50|]).

Value of hr (5.91) is in specifications limits ([0.00 , 33.92 |+/-0.50|]).

Waveform Respect Specification : OK

The waveform characteristics of the NFC-B modulation provided by the Polling Device under test, shall be compliant with the specification.

The waveform measurement of the Polling Device under test is compliant.

TC_AN20_POL_NFCB_01.120 (820 Ω) passed.

c. MPLog Traces

Trace 1: C:\Users\MICROPROSS\Desktop\Project\san\TS_MPM3_NFC Forum Analog_v3.2.1\NFC Forum Analog Test Suite\[Default Session] Traces\[_1][J1]TC_AN20_POL_NFCB_01.120 (820 Ω)[2020-09-18T135939]\Attempt 1\Trace.mplog

d. Pictures

11-21 rue Hubble
Parc de la Haute borne
59650 Villeneuve d'Ascq – France
+33 320 746 630
smartcards@microprossx.com

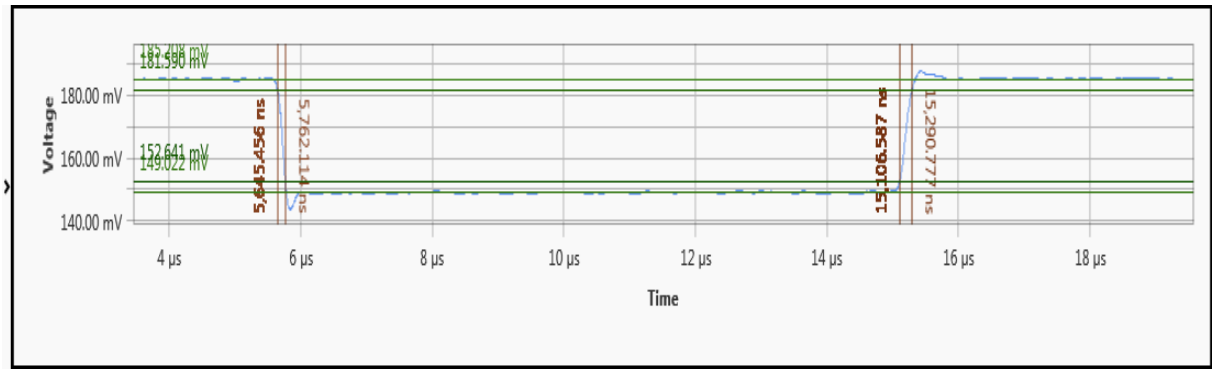

Analysis

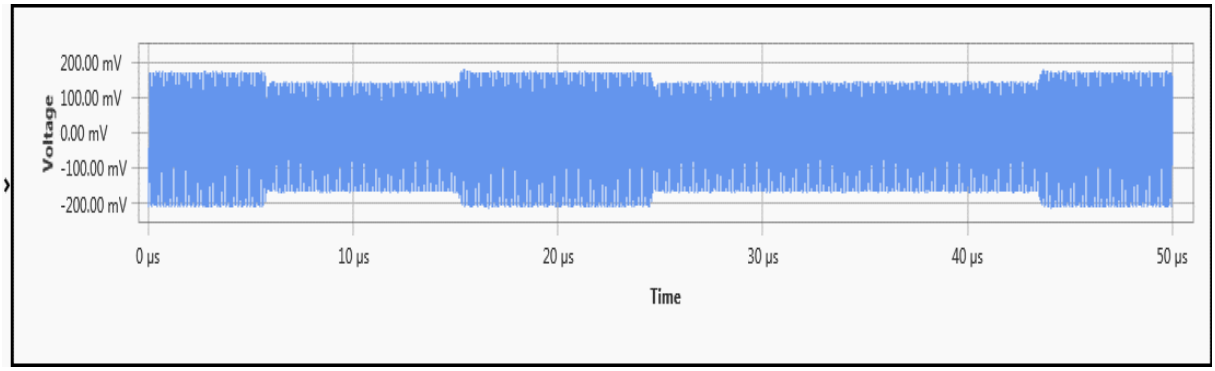

Trace

11-21 rue Hubble
Parc de la Haute borne
59650 Villeneuve d'Ascq – France
+33 320 746 630
smartcards@microprocess.com

83. Test: TC_AN20_POL_NFCB_01.121 (820 Ω)

a. Test Case Information

Operator	*Default Operator*
Description	*This test verifies poller waveform characteristics.*
Testing Date	*2020-09-18T13:59*
Device Name	*TCL2*
Device Serial Number	*MP3.12.35.20*
Firmware version	*43.0*
Driver version	*1.29*
MPManager version	*3.6.4*
Test case status	*PASSED*

b. Test Log

TC_AN20_POL_NFCB_01.121 (820 Ω)

This test verifies poller waveform characteristics.

Parameters:

Device Configuration:

Poller: Device Under Test

NFC Forum Reference Device: Listener 1

Jumper Configuration:

Position J3 at position 1 (820 Ω)

Position: 121

Attempt 1

11-21 rue Hubble
Parc de la Haute borne
59650 Villeneuve d'Ascq – France
+33 320 746 630
smartcards@microprossss.com

Modulation envelope (pk-pk) = 160.771 mV

Value of Tf (0.127 µs) is in specifications limits ([0.000 µs, 1.180 µs|+/-0.147|]).

Value of Tr (0.187 µs) is in specifications limits ([0.000 µs, 0.717 µs|+/-0.147|]).

Value of mod (10.84 %) is in specifications limits ([8.00 %, 15.00 %|+/-1.00|]).

Value of hf (3.84) is in specifications limits ([0.00 , 36.89 |+/-0.50|]).

Value of hr (5.14) is in specifications limits ([0.00 , 33.92 |+/-0.50|]).

Waveform Respect Specification : OK

The waveform characteristics of the NFC-B modulation provided by the Polling Device under test, shall be compliant with the specification.

The waveform measurement of the Polling Device under test is compliant.

TC_AN20_POL_NFCB_01.121 (820 Ω) passed.

c. MPLog Traces

Trace 1: C:\Users\MICROPROSS\Desktop\Project\san\TS_MPM3_NFC Forum Analog_v3.2.1\NFC Forum Analog Test Suite\[Default Session] Traces\[_1][J1]TC_AN20_POL_NFCB_01.121 (820 Ω)[2020-09-18T135958]\Attempt 1\Trace.mplog

d. Pictures

11-21 rue Hubble
Parc de la Haute borne
59650 Villeneuve d'Ascq – France
+33 320 746 630
smartcards@micropross.com

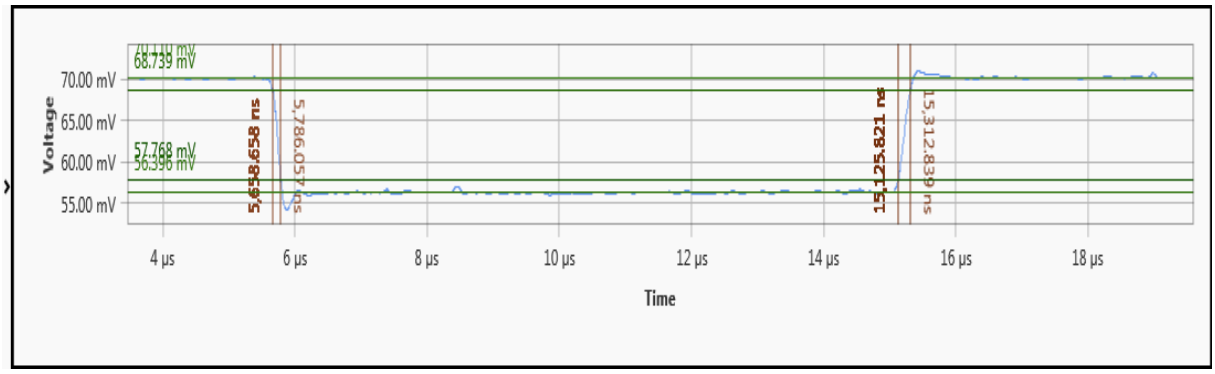

Analysis

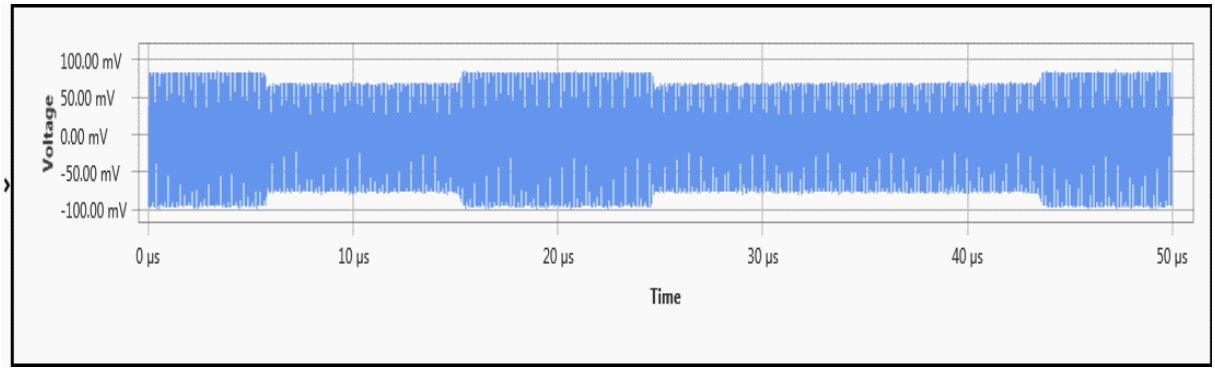

Trace

11-21 rue Hubble
Parc de la Haute borne
59650 Villeneuve d'Ascq – France
+33 320 746 630
smartcards@microprossx.com

84. Test: TC_AN20_POL_NFCB_01.122 (820 Ω)

a. Test Case Information

Operator	*Default Operator*
Description	*This test verifies poller waveform characteristics.*
Testing Date	*2020-09-18T14:00*
Device Name	*TCL2*
Device Serial Number	*MP3.12.35.20*
Firmware version	*43.0*
Driver version	*1.29*
MPManager version	*3.6.4*
Test case status	*PASSED*

b. Test Log

TC_AN20_POL_NFCB_01.122 (820 Ω)

This test verifies poller waveform characteristics.

Parameters:

Device Configuration:

Poller: Device Under Test

NFC Forum Reference Device: Listener 1

Jumper Configuration:

Position J3 at position 1 (820 Ω)

Position: 122

Attempt 1

11-21 rue Hubble
Parc de la Haute borne
59650 Villeneuve d'Ascq – France
+33 320 746 630
smartcards@micropross.com

Modulation envelope (pk-pk) = 360.060 mV

Value of Tf (0.114 µs) is in specifications limits ([0.000 µs, 1.180 µs|+/-0.147|]).

Value of Tr (0.178 µs) is in specifications limits ([0.000 µs, 0.704 µs|+/-0.147|]).

Value of mod (10.82 %) is in specifications limits ([8.00 %, 15.00 %|+/-1.00|]).

Value of hf (0.72) is in specifications limits ([0.00 , 37.11 |+/-0.50|]).

Value of hr (6.76) is in specifications limits ([0.00 , 34.08 |+/-0.50|]).

Waveform Respect Specification : OK

The waveform characteristics of the NFC-B modulation provided by the Polling Device under test, shall be compliant with the specification.

The waveform measurement of the Polling Device under test is compliant.

TC_AN20_POL_NFCB_01.122 (820 Ω) passed.

c. MPLog Traces

Trace 1: C:\Users\MICROPROSS\Desktop\Project\san\TS_MPM3_NFC Forum Analog_v3.2.1\NFC Forum Analog Test Suite\[Default Session] Traces\[_1][J1]TC_AN20_POL_NFCB_01.122 (820 Ω)[2020-09-18T140017]\Attempt 1\Trace.mplog

d. Pictures

11-21 rue Hubble
Parc de la Haute borne
59650 Villeneuve d'Ascq – France
+33 320 746 630
smartcards@microprocess.com

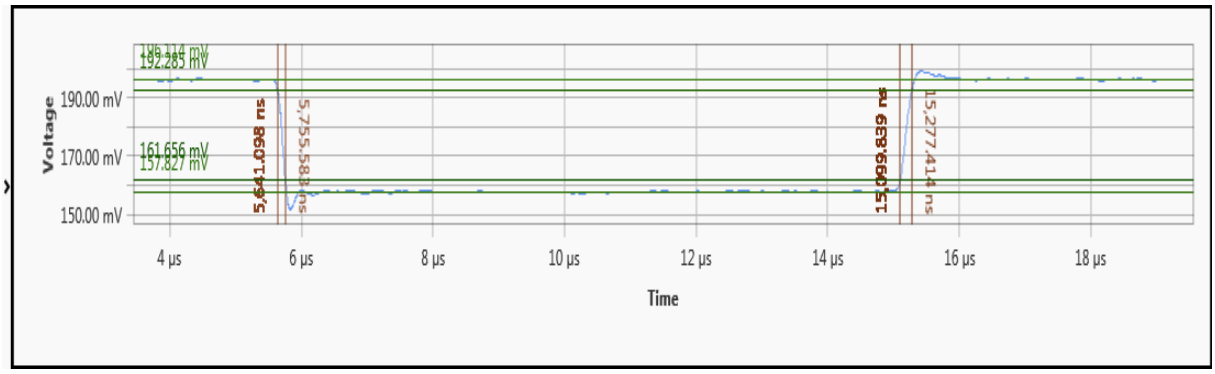

Analysis

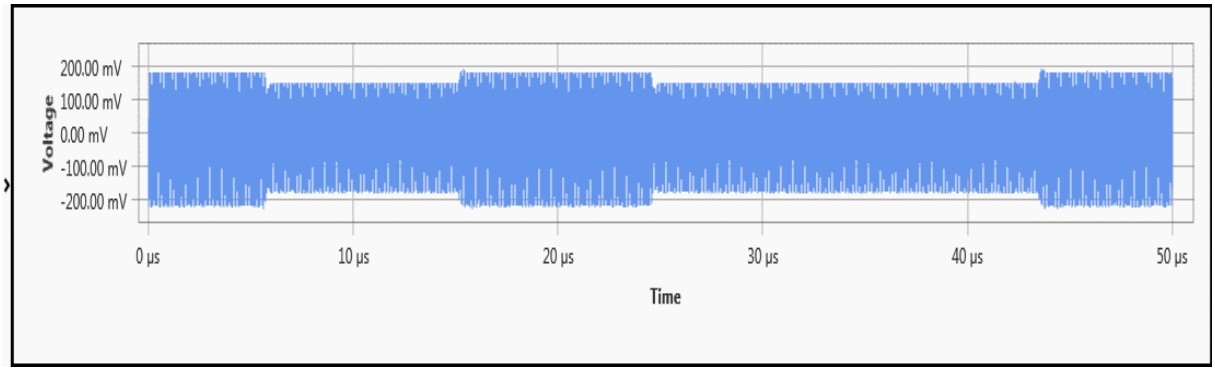

Trace

11-21 rue Hubble
Parc de la Haute borne
59650 Villeneuve d'Ascq – France
+33 320 746 630
smartcards@microprross.com

85. Test: TC_AN20_POL_NFCB_01.123 (820 Ω)

a. Test Case Information

Operator	*Default Operator*
Description	*This test verifies poller waveform characteristics.*
Testing Date	*2020-09-18T14:00*
Device Name	*TCL2*
Device Serial Number	*MP3.12.35.20*
Firmware version	*43.0*
Driver version	*1.29*
MPManager version	*3.6.4*
Test case status	*PASSED*

b. Test Log

TC_AN20_POL_NFCB_01.123 (820 Ω)

This test verifies poller waveform characteristics.

Parameters:

Device Configuration:

Poller: Device Under Test

NFC Forum Reference Device: Listener 1

Jumper Configuration:

Position J3 at position 1 (820 Ω)

Position: 123

Attempt 1

11-21 rue Hubble
Parc de la Haute borne
59650 Villeneuve d'Ascq – France
+33 320 746 630
smartcards@micropross.com

Modulation envelope (pk-pk) = 162.604 mV

Value of Tf (0.136 µs) is in specifications limits ([0.000 µs, 1.180 µs|+/-0.147|]).

Value of Tr (0.205 µs) is in specifications limits ([0.000 µs, 0.726 µs|+/-0.147|]).

Value of mod (10.90 %) is in specifications limits ([8.00 %, 15.00 %|+/-1.00|]).

Value of hf (1.65) is in specifications limits ([0.00 , 36.76 |+/-0.50|]).

Value of hr (3.20) is in specifications limits ([0.00 , 33.48 |+/-0.50|]).

Waveform Respect Specification : OK

The waveform characteristics of the NFC-B modulation provided by the Polling Device under test, shall be compliant with the specification.

The waveform measurement of the Polling Device under test is compliant.

TC_AN20_POL_NFCB_01.123 (820 Ω) passed.

c. MPLog Traces

Trace 1: C:\Users\MICROPROSS\Desktop\Project\san\TS_MPM3_NFC Forum Analog_v3.2.1\NFC Forum Analog Test Suite\[Default Session] Traces\[_1][J1]TC_AN20_POL_NFCB_01.123 (820 Ω)[2020-09-18T140032]\Attempt 1\Trace.mplog

d. Pictures

11-21 rue Hubble
Parc de la Haute borne
59650 Villeneuve d'Ascq – France
+33 320 746 630
smartcards@microprossx.com

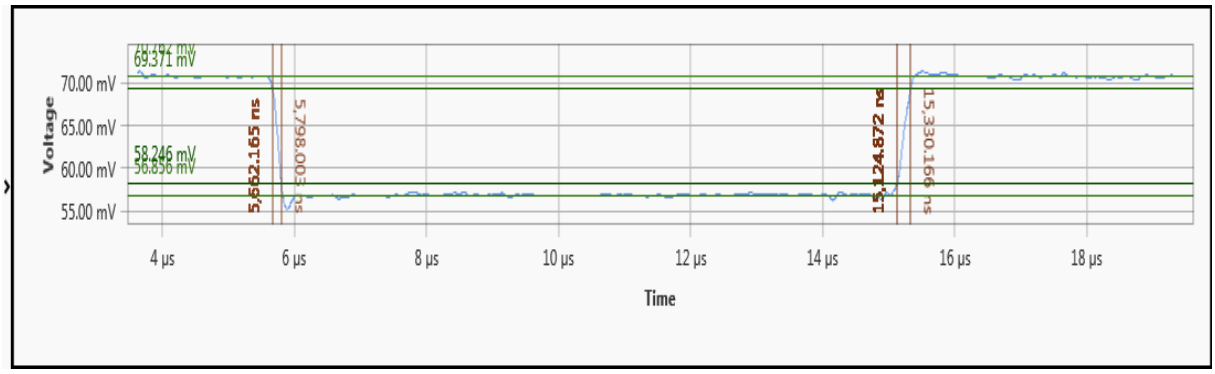

Analysis

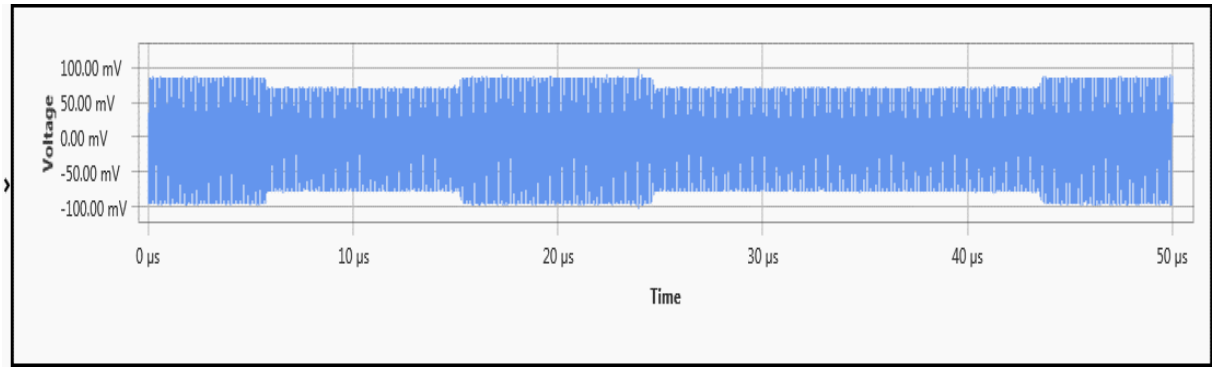

Trace

11-21 rue Hubble
Parc de la Haute borne
59650 Villeneuve d'Ascq – France
+33 320 746 630
smartcards@microprross.com

86. Test: TC_AN20_POL_NFCB_01.000 (330 Ω)

a. Test Case Information

Operator	*Default Operator*
Description	*This test verifies poller waveform characteristics.*
Testing Date	*2020-09-18T14:05*
Device Name	*TCL2*
Device Serial Number	*MP3.12.35.20*
Firmware version	*43.0*
Driver version	*1.29*
MPManager version	*3.6.4*
Test case status	*PASSED*

b. Test Log

TC_AN20_POL_NFCB_01.000 (330 Ω)

This test verifies poller waveform characteristics.

Parameters:

Device Configuration:

Poller: Device Under Test

NFC Forum Reference Device: Listener 1

Jumper Configuration:

Position J3 at position 3 (330 Ω)

Position: 000

Attempt 1

11-21 rue Hubble
Parc de la Haute borne
59650 Villeneuve d'Ascq – France
+33 320 746 630
smartcards@micropross.com

Modulation envelope (pk-pk) = 435.950 mV

Value of Tf (0.134 µs) is in specifications limits ([0.000 µs, 1.180 µs|+/-0.147|]).

Value of Tr (0.258 µs) is in specifications limits ([0.000 µs, 0.724 µs|+/-0.147|]).

Value of mod (14.92 %) is in specifications limits ([8.00 %, 15.00 %|+/-1.00|]).

Value of hf (0.00) is in specifications limits ([0.00 , 36.79 |+/-0.50|]).

Value of hr (1.22) is in specifications limits ([0.00 , 28.69 |+/-0.50|]).

Waveform Respect Specification : OK

The waveform characteristics of the NFC-B modulation provided by the Polling Device under test, shall be compliant with the specification.

The waveform measurement of the Polling Device under test is compliant.

TC_AN20_POL_NFCB_01.000 (330 Ω) passed.

c. MPLog Traces

Trace 1: C:\Users\MICROPROSS\Desktop\Project\san\TS_MPM3_NFC Forum Analog_v3.2.1\NFC Forum Analog Test Suite\[Default Session] Traces\[_1][J3]TC_AN20_POL_NFCB_01.000 (330 Ω)[2020-09-18T140557]\Attempt 1\Trace.mplog

d. Pictures

11-21 rue Hubble
Parc de la Haute borne
59650 Villeneuve d'Ascq – France
+33 320 746 630
smartcards@micropross.com

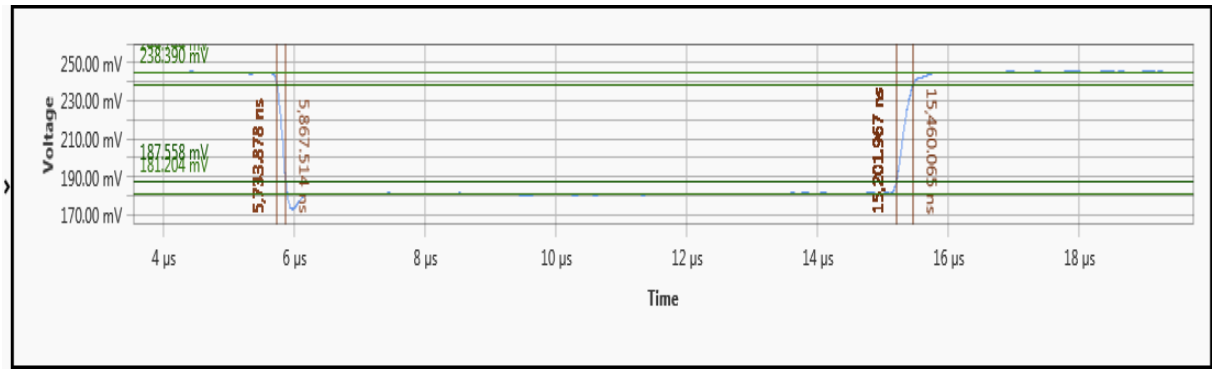

Analysis

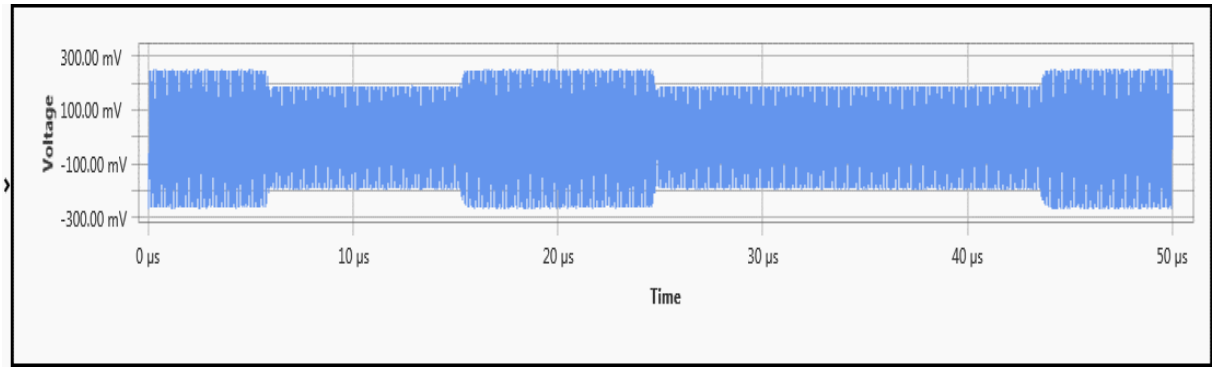

Trace

11-21 rue Hubble
Parc de la Haute borne
59650 Villeneuve d'Ascq – France
+33 320 746 630
smartcards@microprossx.com

87. Test: TC_AN20_POL_NFCB_01.010 (330 Ω)

a. Test Case Information

Operator	*Default Operator*
Description	*This test verifies poller waveform characteristics.*
Testing Date	*2020-09-18T14:06*
Device Name	*TCL2*
Device Serial Number	*MP3.12.35.20*
Firmware version	*43.0*
Driver version	*1.29*
MPManager version	*3.6.4*
Test case status	*PASSED*

b. Test Log

TC_AN20_POL_NFCB_01.010 (330 Ω)

This test verifies poller waveform characteristics.

Parameters:

Device Configuration:

Poller: Device Under Test

NFC Forum Reference Device: Listener 1

Jumper Configuration:

Position J3 at position 3 (330 Ω)

Position: 010

Attempt 1

11-21 rue Hubble
Parc de la Haute borne
59650 Villeneuve d'Ascq – France
+33 320 746 630
smartcards@micropross.com

Modulation envelope (pk-pk) = 434.657 mV

Value of Tf (0.131 µs) is in specifications limits ([0.000 µs, 1.180 µs|+/-0.147|]).

Value of Tr (0.257 µs) is in specifications limits ([0.000 µs, 0.721 µs|+/-0.147|]).

Value of mod (14.88 %) is in specifications limits ([8.00 %, 15.00 %|+/-1.00|]).

Value of hf (0.10) is in specifications limits ([0.00 , 36.84 |+/-0.50|]).

Value of hr (1.50) is in specifications limits ([0.00 , 28.77 |+/-0.50|]).

Waveform Respect Specification : OK

The waveform characteristics of the NFC-B modulation provided by the Polling Device under test, shall be compliant with the specification.

The waveform measurement of the Polling Device under test is compliant.

TC_AN20_POL_NFCB_01.010 (330 Ω) passed.

c. MPLog Traces

Trace 1: C:\Users\MICROPROSS\Desktop\Project\san\TS_MPM3_NFC Forum Analog_v3.2.1\NFC Forum Analog Test Suite\[Default Session] Traces\[_1][J3]TC_AN20_POL_NFCB_01.010 (330 Ω)[2020-09-18T140627]\Attempt 1\Trace.mplog

d. Pictures

11-21 rue Hubble
Parc de la Haute borne
59650 Villeneuve d'Ascq – France
+33 320 746 630
smartcards@microprossx.com

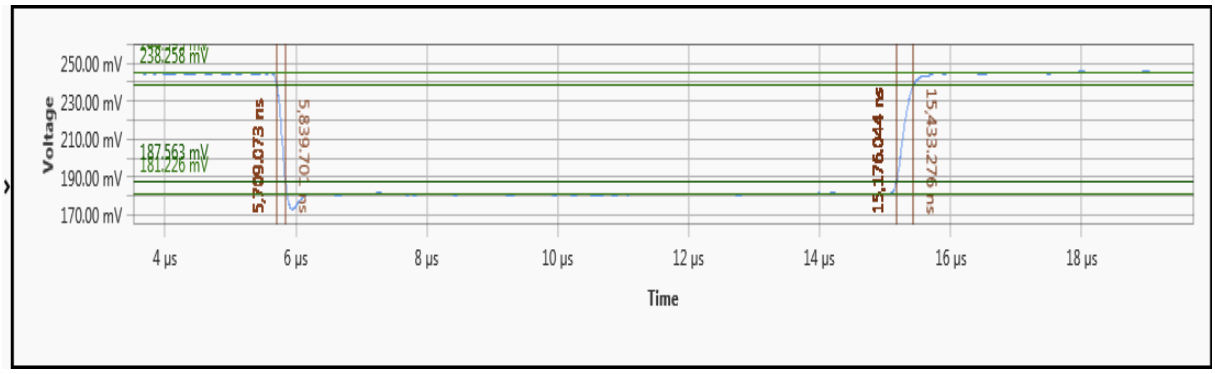

Analysis

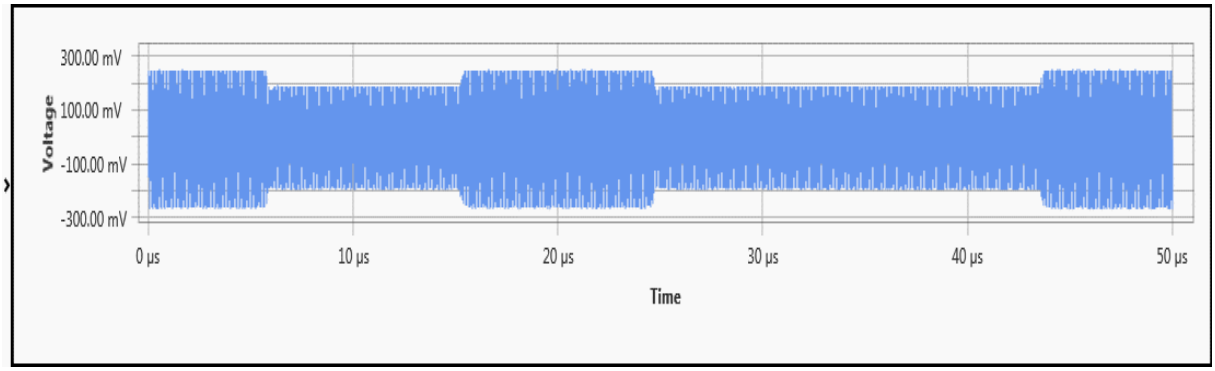

Trace

11-21 rue Hubble
Parc de la Haute borne
59650 Villeneuve d'Ascq – France
+33 320 746 630
smartcards@microprross.com

88. Test: TC_AN20_POL_NFCB_01.011 (330 Ω)

a. Test Case Information

Operator	*Default Operator*
Description	*This test verifies poller waveform characteristics.*
Testing Date	*2020-09-18T14:06*
Device Name	*TCL2*
Device Serial Number	*MP3.12.35.20*
Firmware version	*43.0*
Driver version	*1.29*
MPManager version	*3.6.4*
Test case status	*PASSED*

b. Test Log

TC_AN20_POL_NFCB_01.011 (330 Ω)

This test verifies poller waveform characteristics.

Parameters:

Device Configuration:

Poller: Device Under Test

NFC Forum Reference Device: Listener 1

Jumper Configuration:

Position J3 at position 3 (330 Ω)

Position: 011

Attempt 1

11-21 rue Hubble
Parc de la Haute borne
59650 Villeneuve d'Ascq – France
+33 320 746 630
smartcards@micropross.com

Modulation envelope (pk-pk) = 371.489 mV

Value of Tf (0.131 µs) is in specifications limits ([0.000 µs, 1.180 µs|+/-0.147|]).

Value of Tr (0.259 µs) is in specifications limits ([0.000 µs, 0.721 µs|+/-0.147|]).

Value of mod (14.97 %) is in specifications limits ([8.00 %, 15.00 %|+/-1.00|]).

Value of hf (0.00) is in specifications limits ([0.00 , 36.83 |+/-0.50|]).

Value of hr (0.66) is in specifications limits ([0.00 , 28.54 |+/-0.50|]).

Waveform Respect Specification : OK

The waveform characteristics of the NFC-B modulation provided by the Polling Device under test, shall be compliant with the specification.

The waveform measurement of the Polling Device under test is compliant.

TC_AN20_POL_NFCB_01.011 (330 Ω) passed.

c. MPLog Traces

Trace 1: C:\Users\MICROPROSS\Desktop\Project\san\TS_MPM3_NFC Forum Analog_v3.2.1\NFC Forum Analog Test Suite\[Default Session] Traces\[_1][J3]TC_AN20_POL_NFCB_01.011 (330 Ω)[2020-09-18T140643]\Attempt 1\Trace.mplog

d. Pictures

11-21 rue Hubble
Parc de la Haute borne
59650 Villeneuve d'Ascq – France
+33 320 746 630
smartcards@microprossl.com

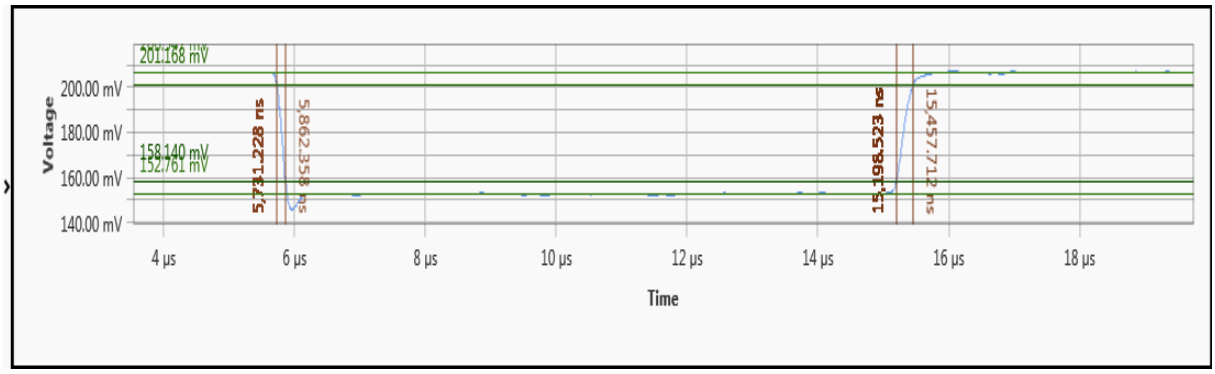

Analysis

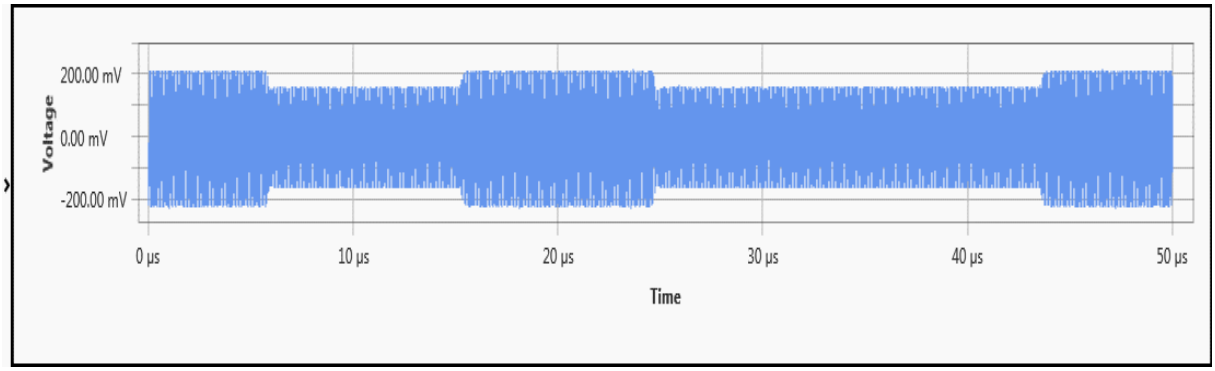

Trace

11-21 rue Hubble
Parc de la Haute borne
59650 Villeneuve d'Ascq – France
+33 320 746 630
smartcards@microprross.com

89. Test: TC_AN20_POL_NFCB_01.012 (330 Ω)

a. Test Case Information

Operator	*Default Operator*
Description	*This test verifies poller waveform characteristics.*
Testing Date	*2020-09-18T14:06*
Device Name	*TCL2*
Device Serial Number	*MP3.12.35.20*
Firmware version	*43.0*
Driver version	*1.29*
MPManager version	*3.6.4*
Test case status	*PASSED*

b. Test Log

TC_AN20_POL_NFCB_01.012 (330 Ω)

This test verifies poller waveform characteristics.

Parameters:

Device Configuration:

Poller: Device Under Test

NFC Forum Reference Device: Listener 1

Jumper Configuration:

Position J3 at position 3 (330 Ω)

Position: 012

Attempt 1

11-21 rue Hubble
Parc de la Haute borne
59650 Villeneuve d'Ascq – France
+33 320 746 630
smartcards@microprossss.com

Modulation envelope (pk-pk) = 437.155 mV

Value of Tf (0.132 µs) is in specifications limits ([0.000 µs, 1.180 µs|+/-0.147|]).

Value of Tr (0.256 µs) is in specifications limits ([0.000 µs, 0.722 µs|+/-0.147|]).

Value of mod (14.95 %) is in specifications limits ([8.00 %, 15.00 %|+/-1.00|]).

Value of hf (0.00) is in specifications limits ([0.00 , 36.81 |+/-0.50|]).

Value of hr (0.54) is in specifications limits ([0.00 , 28.98 |+/-0.50|]).

Waveform Respect Specification : OK

The waveform characteristics of the NFC-B modulation provided by the Polling Device under test, shall be compliant with the specification.

The waveform measurement of the Polling Device under test is compliant.

TC_AN20_POL_NFCB_01.012 (330 Ω) passed.

c. MPLog Traces

Trace 1: C:\Users\MICROPROSS\Desktop\Project\san\TS_MPM3_NFC Forum Analog_v3.2.1\NFC Forum Analog Test Suite\[Default Session] Traces\[_1][J3]TC_AN20_POL_NFCB_01.012 (330 Ω)[2020-09-18T140659]\Attempt 1\Trace.mplog

d. Pictures

11-21 rue Hubble
Parc de la Haute borne
59650 Villeneuve d'Ascq – France
+33 320 746 630
smartcards@micropross.com

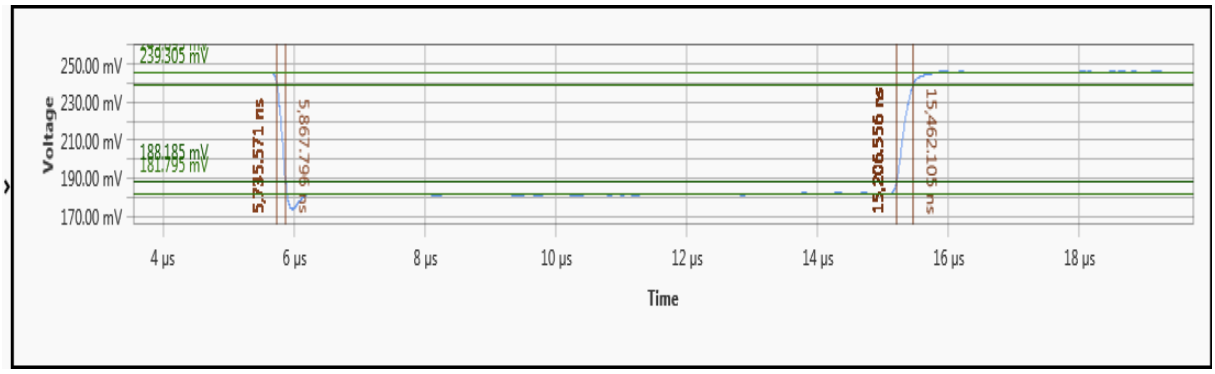

Analysis

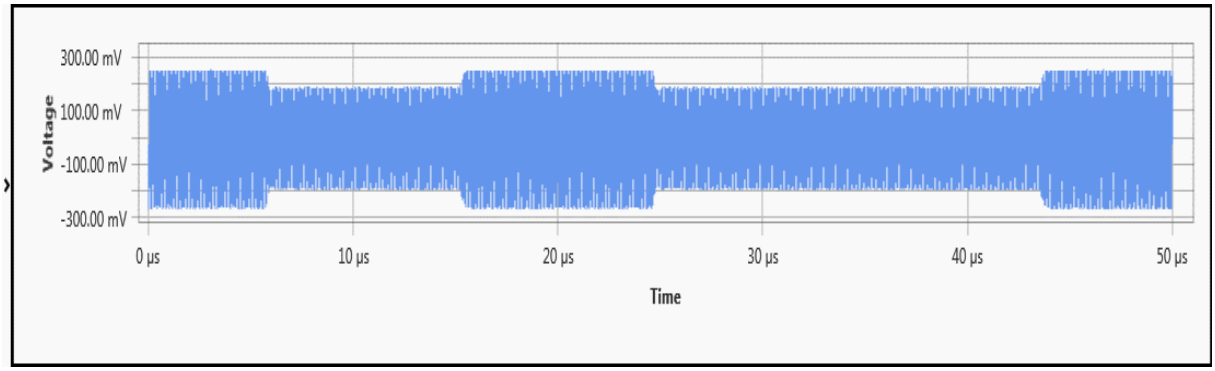

Trace

11-21 rue Hubble
Parc de la Haute borne
59650 Villeneuve d'Ascq – France
+33 320 746 630
smartcards@microprossx.com

90. Test: TC_AN20_POL_NFCB_01.013 (330 Ω)

a. Test Case Information

Operator	*Default Operator*
Description	*This test verifies poller waveform characteristics.*
Testing Date	*2020-10-14T16:12*
Device Name	*TCL2*
Device Serial Number	*MP3.12.35.20*
Firmware version	*43.0*
Driver version	*1.29*
MPManager version	*3.6.4*
Test case status	*PASSED*

b. Test Log

TC_AN20_POL_NFCB_01.013 (330 Ω)

This test verifies poller waveform characteristics.

Parameters:

Device Configuration:

Poller: Device Under Test

NFC Forum Reference Device: Listener 1

Jumper Configuration:

Position J3 at position 3 (330 Ω)

Position: 013

Attempt 1

11-21 rue Hubble
Parc de la Haute borne
59650 Villeneuve d'Ascq – France
+33 320 746 630
smartcards@microprossx.com

Modulation envelope (pk-pk) = 289.881 mV

Value of Tf (0.137 µs) is in specifications limits ([0.000 µs, 1.180 µs|+/-0.147|]).

Value of Tr (0.270 µs) is in specifications limits ([0.000 µs, 0.727 µs|+/-0.147|]).

Value of mod (14.99 %) is in specifications limits ([8.00 %, 15.00 %|+/-1.00|]).

Value of hf (0.72) is in specifications limits ([0.00 , 36.73 |+/-0.50|]).

Value of hr (1.47) is in specifications limits ([0.00 , 27.30 |+/-0.50|]).

Waveform Respect Specification : OK

The waveform characteristics of the NFC-B modulation provided by the Polling Device under test, shall be compliant with the specification.

The waveform measurement of the Polling Device under test is compliant.

TC_AN20_POL_NFCB_01.013 (330 Ω) passed.

c. MPLog Traces

Trace 1: C:\Users\MICROPROSS\Desktop\Project\san\TS_MPM3_NFC Forum Analog_v3.2.1\NFC Forum Analog Test Suite\[Default Session] Traces\[_1][J3]TC_AN20_POL_NFCB_01.013 (330 Ω)[2020-10-14T161201]\Attempt 1\Trace.mplog

d. Pictures

11-21 rue Hubble
Parc de la Haute borne
59650 Villeneuve d'Ascq – France
+33 320 746 630
smartcards@microprossx.com

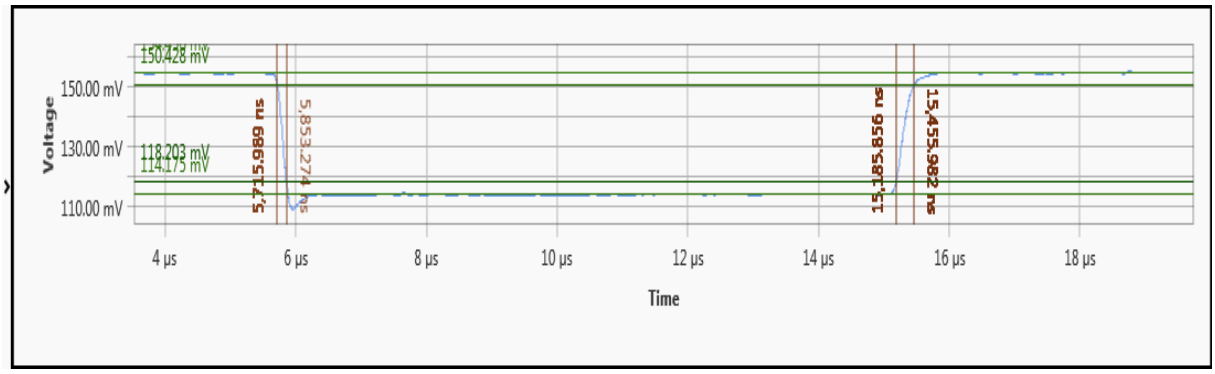

Analysis

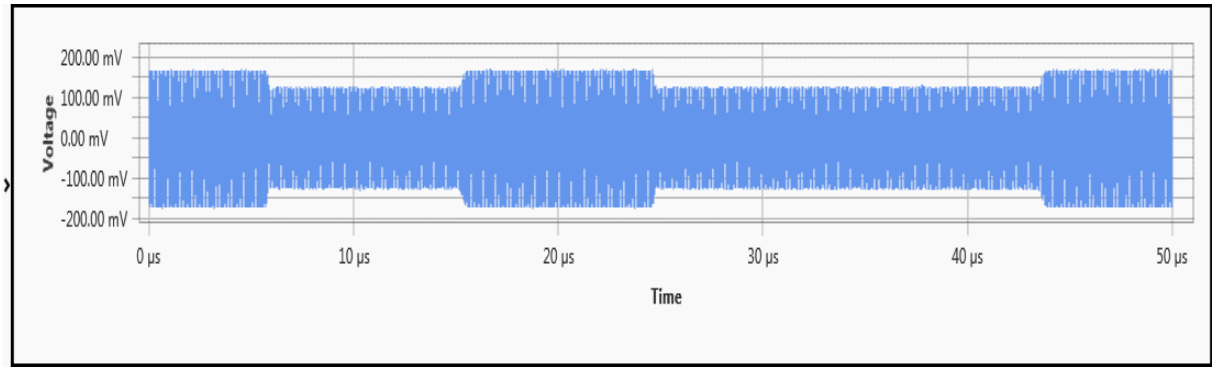

Trace

11-21 rue Hubble
Parc de la Haute borne
59650 Villeneuve d'Ascq – France
+33 320 746 630
smartcards@microprossx.com

91. Test: TC_AN20_POL_NFCB_01.100 (330 Ω)

a. Test Case Information

Operator	*Default Operator*
Description	*This test verifies poller waveform characteristics.*
Testing Date	*2020-10-14T16:12*
Device Name	*TCL2*
Device Serial Number	*MP3.12.35.20*
Firmware version	*43.0*
Driver version	*1.29*
MPManager version	*3.6.4*
Test case status	*PASSED*

b. Test Log

TC_AN20_POL_NFCB_01.100 (330 Ω)

This test verifies poller waveform characteristics.

Parameters:

Device Configuration:

Poller: Device Under Test

NFC Forum Reference Device: Listener 1

Jumper Configuration:

Position J3 at position 3 (330 Ω)

Position: 100

Attempt 1

11-21 rue Hubble
Parc de la Haute borne
59650 Villeneuve d'Ascq – France
+33 320 746 630
smartcards@micropross.com

Modulation envelope (pk-pk) = 396.051 mV

Value of Tf (0.152 µs) is in specifications limits ([0.000 µs, 1.180 µs|+/-0.147|]).

Value of Tr (0.308 µs) is in specifications limits ([0.000 µs, 0.742 µs|+/-0.147|]).

Value of mod (14.92 %) is in specifications limits ([8.00 %, 15.00 %|+/-1.00|]).

Value of hf (0.17) is in specifications limits ([0.00 , 36.49 |+/-0.50|]).

Value of hr (0.88) is in specifications limits ([0.00 , 22.95 |+/-0.50|]).

Waveform Respect Specification : OK

The waveform characteristics of the NFC-B modulation provided by the Polling Device under test, shall be compliant with the specification.

The waveform measurement of the Polling Device under test is compliant.

TC_AN20_POL_NFCB_01.100 (330 Ω) passed.

c. MPLog Traces

Trace 1: C:\Users\MICROPROSS\Desktop\Project\san\TS_MPM3_NFC Forum Analog_v3.2.1\NFC Forum Analog Test Suite\[Default Session] Traces\[_1][J3]TC_AN20_POL_NFCB_01.100 (330 Ω)[2020-10-14T161219]\Attempt 1\Trace.mplog

d. Pictures

11-21 rue Hubble
Parc de la Haute borne
59650 Villeneuve d'Ascq – France
+33 320 746 630
smartcards@microprossx.com

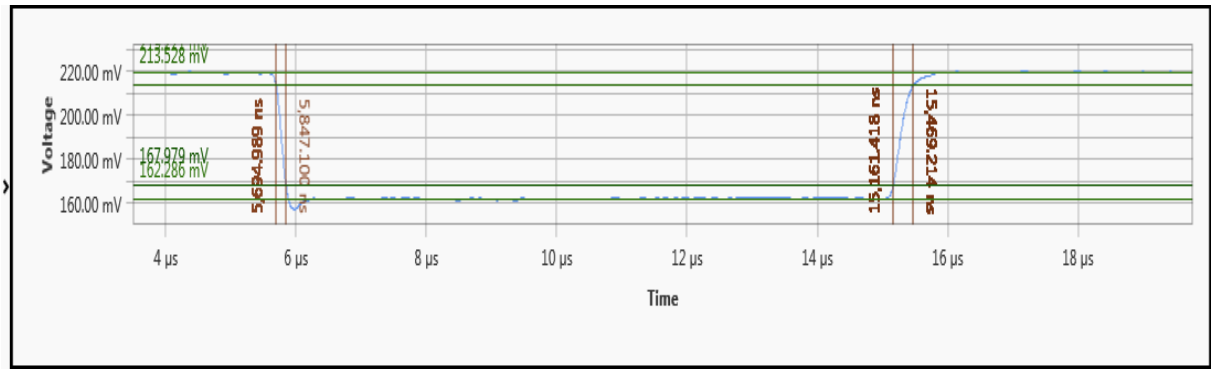

Analysis

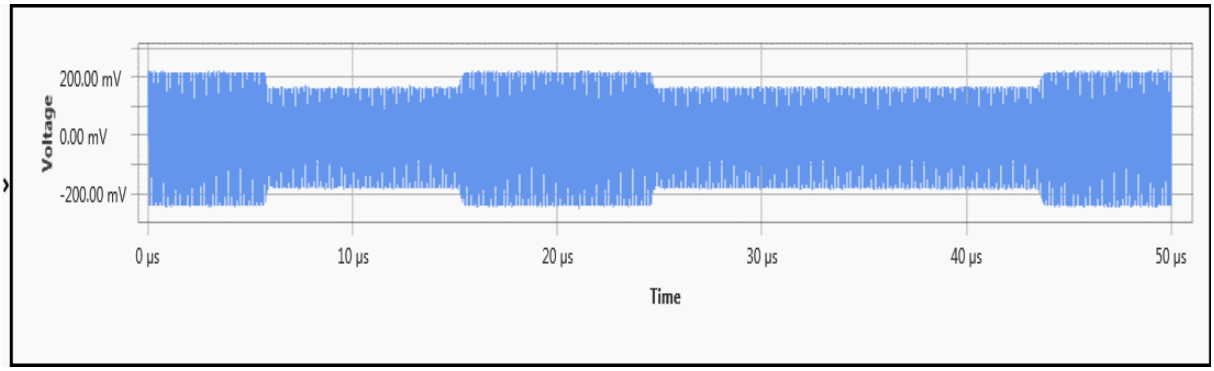

Trace

11-21 rue Hubble
Parc de la Haute borne
59650 Villeneuve d'Ascq – France
+33 320 746 630
smartcards@microprross.com

92. Test: TC_AN20_POL_NFCB_01.110 (330 Ω)

a. Test Case Information

Operator	*Default Operator*
Description	*This test verifies poller waveform characteristics.*
Testing Date	*2020-09-18T14:07*
Device Name	*TCL2*
Device Serial Number	*MP3.12.35.20*
Firmware version	*43.0*
Driver version	*1.29*
MPManager version	*3.6.4*
Test case status	*PASSED*

b. Test Log

TC_AN20_POL_NFCB_01.110 (330 Ω)

This test verifies poller waveform characteristics.

Parameters:

Device Configuration:

Poller: Device Under Test

NFC Forum Reference Device: Listener 1

Jumper Configuration:

Position J3 at position 3 (330 Ω)

Position: 110

Attempt 1

11-21 rue Hubble
Parc de la Haute borne
59650 Villeneuve d'Ascq – France
+33 320 746 630
smartcards@microprossx.com

Modulation envelope (pk-pk) = 404.337 mV

Value of Tf (0.150 µs) is in specifications limits ([0.000 µs, 1.180 µs|+/-0.147|]).

Value of Tr (0.318 µs) is in specifications limits ([0.000 µs, 0.740 µs|+/-0.147|]).

Value of mod (14.99 %) is in specifications limits ([8.00 %, 15.00 %|+/-1.00|]).

Value of hf (0.00) is in specifications limits ([0.00 , 36.52 |+/-0.50|]).

Value of hr (0.77) is in specifications limits ([0.00 , 21.77 |+/-0.50|]).

Waveform Respect Specification : OK

The waveform characteristics of the NFC-B modulation provided by the Polling Device under test, shall be compliant with the specification.

The waveform measurement of the Polling Device under test is compliant.

TC_AN20_POL_NFCB_01.110 (330 Ω) passed.

c. MPLog Traces

Trace 1: C:\Users\MICROPROSS\Desktop\Project\san\TS_MPM3_NFC Forum Analog_v3.2.1\NFC Forum Analog Test Suite\[Default Session] Traces\[_1][J3]TC_AN20_POL_NFCB_01.110 (330 Ω)[2020-09-18T140745]\Attempt 1\Trace.mplog

d. Pictures

11-21 rue Hubble
Parc de la Haute borne
59650 Villeneuve d'Ascq – France
+33 320 746 630
smartcards@micropross.com

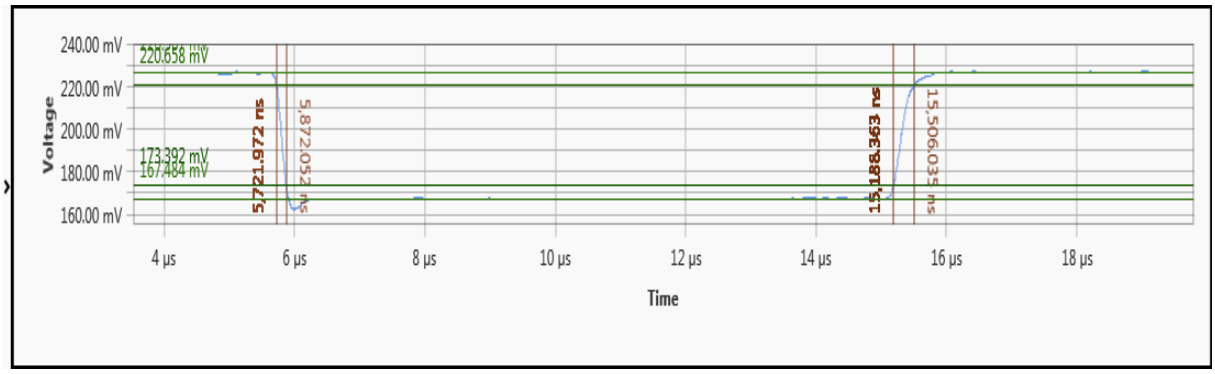

Analysis

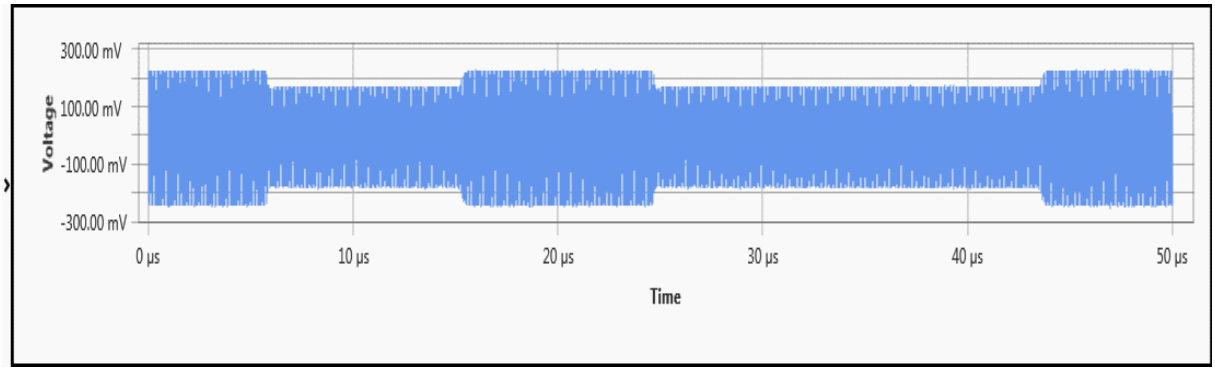

Trace

11-21 rue Hubble
Parc de la Haute borne
59650 Villeneuve d'Ascq – France
+33 320 746 630
smartcards@microprossx.com

93. Test: TC_AN20_POL_NFCB_01.111 (330 Ω)

a. Test Case Information

Operator	*Default Operator*
Description	*This test verifies poller waveform characteristics.*
Testing Date	*2020-10-14T16:12*
Device Name	*TCL2*
Device Serial Number	*MP3.12.35.20*
Firmware version	*43.0*
Driver version	*1.29*
MPManager version	*3.6.4*
Test case status	*PASSED*

b. Test Log

TC_AN20_POL_NFCB_01.111 (330 Ω)

This test verifies poller waveform characteristics.

Parameters:

Device Configuration:

Poller: Device Under Test

NFC Forum Reference Device: Listener 1

Jumper Configuration:

Position J3 at position 3 (330 Ω)

Position: 111

Attempt 1

11-21 rue Hubble
Parc de la Haute borne
59650 Villeneuve d'Ascq – France
+33 320 746 630
smartcards@micropross.com

Modulation envelope (pk-pk) = 347.044 mV

Value of Tf (0.146 µs) is in specifications limits ([0.000 µs, 1.180 µs|+/-0.147|]).

Value of Tr (0.310 µs) is in specifications limits ([0.000 µs, 0.736 µs|+/-0.147|]).

Value of mod (14.88 %) is in specifications limits ([8.00 %, 15.00 %|+/-1.00|]).

Value of hf (0.29) is in specifications limits ([0.00 , 36.59 |+/-0.50|]).

Value of hr (0.71) is in specifications limits ([0.00 , 22.59 |+/-0.50|]).

Waveform Respect Specification : OK

The waveform characteristics of the NFC-B modulation provided by the Polling Device under test, shall be compliant with the specification.

The waveform measurement of the Polling Device under test is compliant.

TC_AN20_POL_NFCB_01.111 (330 Ω) passed.

c. MPLog Traces

Trace 1: C:\Users\MICROPROSS\Desktop\Project\san\TS_MPM3_NFC Forum Analog_v3.2.1\NFC Forum Analog Test Suite\[Default Session] Traces\[_1][J3]TC_AN20_POL_NFCB_01.111 (330 Ω)[2020-10-14T161239]\Attempt 1\Trace.mplog

d. Pictures

11-21 rue Hubble
Parc de la Haute borne
59650 Villeneuve d'Ascq – France
+33 320 746 630
smartcards@micropross.com

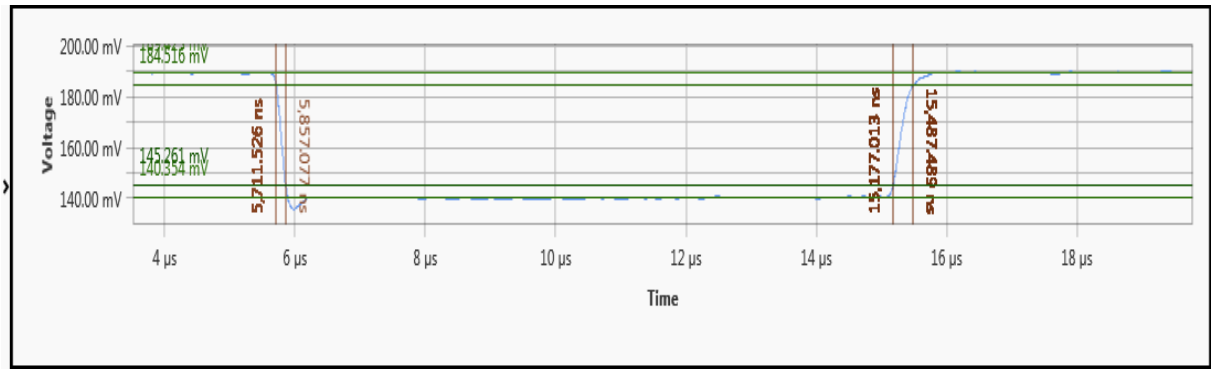

Analysis

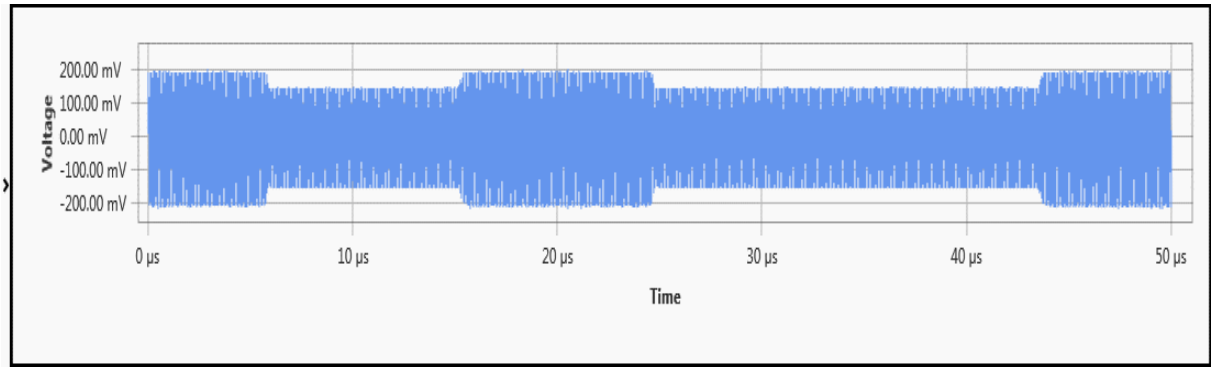

Trace

11-21 rue Hubble
Parc de la Haute borne
59650 Villeneuve d'Ascq – France
+33 320 746 630
smartcards@microprossx.com

94. Test: TC_AN20_POL_NFCB_01.112 (330 Ω)

a. Test Case Information

Operator	*Default Operator*
Description	*This test verifies poller waveform characteristics.*
Testing Date	*2020-09-18T14:08*
Device Name	*TCL2*
Device Serial Number	*MP3.12.35.20*
Firmware version	*43.0*
Driver version	*1.29*
MPManager version	*3.6.4*
Test case status	*PASSED*

b. Test Log

TC_AN20_POL_NFCB_01.112 (330 Ω)

This test verifies poller waveform characteristics.

Parameters:

Device Configuration:

Poller: Device Under Test

NFC Forum Reference Device: Listener 1

Jumper Configuration:

Position J3 at position 3 (330 Ω)

Position: 112

Attempt 1

11-21 rue Hubble
Parc de la Haute borne
59650 Villeneuve d'Ascq – France
+33 320 746 630
smartcards@microprossx.com

Modulation envelope (pk-pk) = 406.951 mV

Value of Tf (0.146 µs) is in specifications limits ([0.000 µs, 1.180 µs|+/-0.147|]).

Value of Tr (0.297 µs) is in specifications limits ([0.000 µs, 0.736 µs|+/-0.147|]).

Value of mod (14.99 %) is in specifications limits ([8.00 %, 15.00 %|+/-1.00|]).

Value of hf (0.00) is in specifications limits ([0.00 , 36.60 |+/-0.50|]).

Value of hr (1.36) is in specifications limits ([0.00 , 24.24 |+/-0.50|]).

Waveform Respect Specification : OK

The waveform characteristics of the NFC-B modulation provided by the Polling Device under test, shall be compliant with the specification.

The waveform measurement of the Polling Device under test is compliant.

TC_AN20_POL_NFCB_01.112 (330 Ω) passed.

c. MPLog Traces

Trace 1: C:\Users\MICROPROSS\Desktop\Project\san\TS_MPM3_NFC Forum Analog_v3.2.1\NFC Forum Analog Test Suite\[Default Session] Traces\[_1][J3]TC_AN20_POL_NFCB_01.112 (330 Ω)[2020-09-18T140815]\Attempt 1\Trace.mplog

d. Pictures

11-21 rue Hubble
Parc de la Haute borne
59650 Villeneuve d'Ascq – France
+33 320 746 630
smartcards@micropross.com

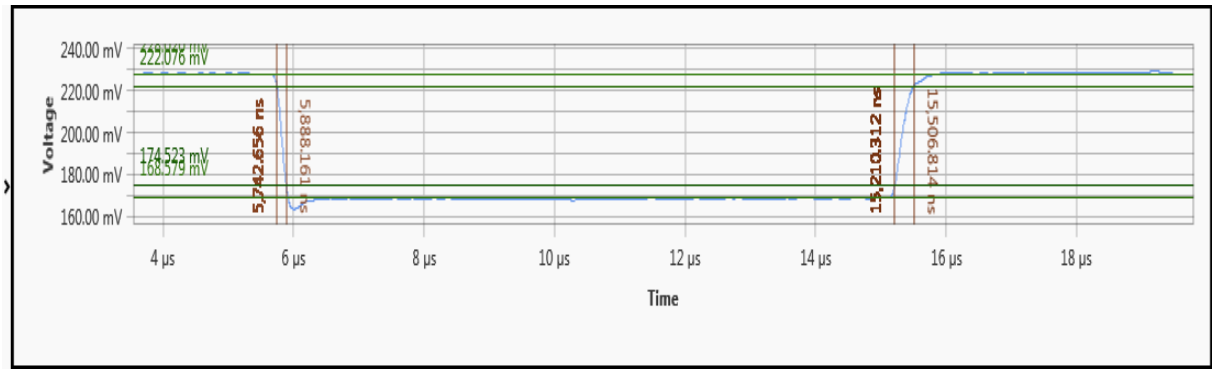

Analysis

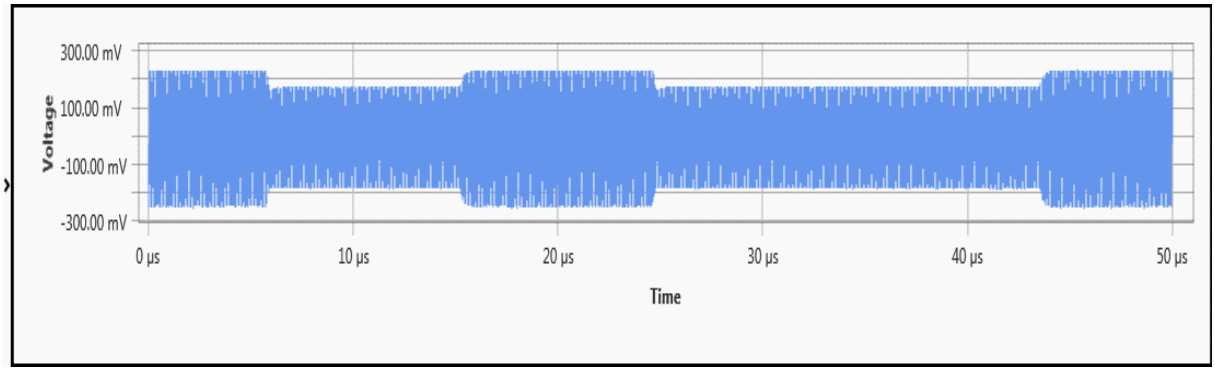

Trace

11-21 rue Hubble
Parc de la Haute borne
59650 Villeneuve d'Ascq – France
+33 320 746 630
smartcards@microprross.com

95. Test: TC_AN20_POL_NFCB_01.113 (330 Ω)

a. Test Case Information

Operator	*Default Operator*
Description	*This test verifies poller waveform characteristics.*
Testing Date	*2020-10-14T16:12*
Device Name	*TCL2*
Device Serial Number	*MP3.12.35.20*
Firmware version	*43.0*
Driver version	*1.29*
MPManager version	*3.6.4*
Test case status	*PASSED*

b. Test Log

TC_AN20_POL_NFCB_01.113 (330 Ω)

This test verifies poller waveform characteristics.

Parameters:

Device Configuration:

Poller: Device Under Test

NFC Forum Reference Device: Listener 1

Jumper Configuration:

Position J3 at position 3 (330 Ω)

Position: 113

Attempt 1

11-21 rue Hubble
Parc de la Haute borne
59650 Villeneuve d'Ascq – France
+33 320 746 630
smartcards@microprocss.com

Modulation envelope (pk-pk) = 325.978 mV

Value of Tf (0.157 µs) is in specifications limits ([0.000 µs, 1.180 µs|+/-0.147|]).

Value of Tr (0.308 µs) is in specifications limits ([0.000 µs, 0.747 µs|+/-0.147|]).

Value of mod (14.94 %) is in specifications limits ([8.00 %, 15.00 %|+/-1.00|]).

Value of hf (0.17) is in specifications limits ([0.00 , 36.41 |+/-0.50|]).

Value of hr (0.78) is in specifications limits ([0.00 , 22.96 |+/-0.50|]).

Waveform Respect Specification : OK

The waveform characteristics of the NFC-B modulation provided by the Polling Device under test, shall be compliant with the specification.

The waveform measurement of the Polling Device under test is compliant.

TC_AN20_POL_NFCB_01.113 (330 Ω) passed.

c. MPLog Traces

Trace 1: C:\Users\MICROPROSS\Desktop\Project\san\TS_MPM3_NFC Forum Analog_v3.2.1\NFC Forum Analog Test Suite\[Default Session] Traces\[_1][J3]TC_AN20_POL_NFCB_01.113 (330 Ω)[2020-10-14T161257]\Attempt 1\Trace.mplog

d. Pictures

11-21 rue Hubble
Parc de la Haute borne
59650 Villeneuve d'Ascq – France
+33 320 746 630
smartcards@microprocess.com

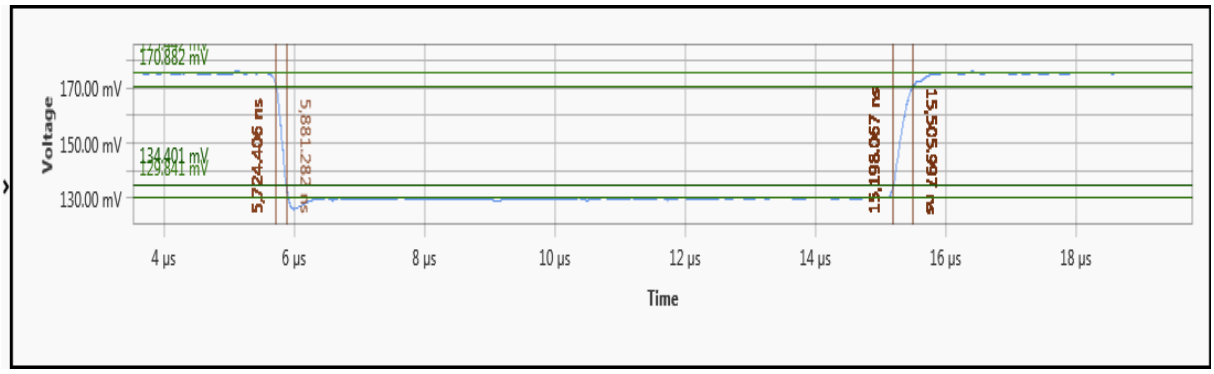

Analysis

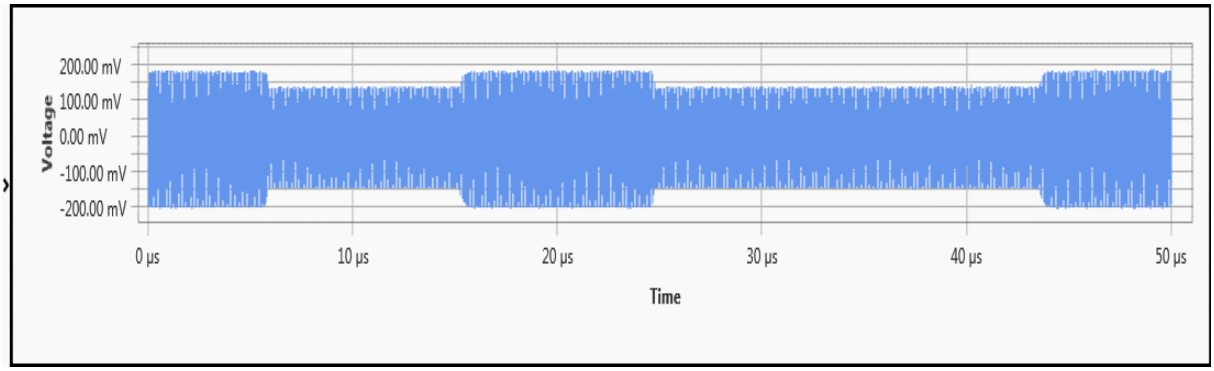

Trace

11-21 rue Hubble
Parc de la Haute borne
59650 Villeneuve d'Ascq – France
+33 320 746 630
smartcards@microprossx.com

96. Test: TC_AN20_POL_NFCB_01.120 (330 Ω)

a. Test Case Information

Operator	*Default Operator*
Description	*This test verifies poller waveform characteristics.*
Testing Date	*2020-10-14T16:13*
Device Name	*TCL2*
Device Serial Number	*MP3.12.35.20*
Firmware version	*43.0*
Driver version	*1.29*
MPManager version	*3.6.4*
Test case status	*PASSED*

b. Test Log

TC_AN20_POL_NFCB_01.120 (330 Ω)

This test verifies poller waveform characteristics.

Parameters:

Device Configuration:

Poller: Device Under Test

NFC Forum Reference Device: Listener 1

Jumper Configuration:

Position J3 at position 3 (330 Ω)

Position: 120

Attempt 1

11-21 rue Hubble
Parc de la Haute borne
59650 Villeneuve d'Ascq – France
+33 320 746 630
smartcards@microprocess.com

Modulation envelope (pk-pk) = 461.159 mV

Value of Tf (0.156 µs) is in specifications limits ([0.000 µs, 1.180 µs|+/-0.147|]).

Value of Tr (0.320 µs) is in specifications limits ([0.000 µs, 0.746 µs|+/-0.147|]).

Value of mod (14.92 %) is in specifications limits ([8.00 %, 15.00 %|+/-1.00|]).

Value of hf (0.20) is in specifications limits ([0.00 , 36.42 |+/-0.50|]).

Value of hr (1.64) is in specifications limits ([0.00 , 21.51 |+/-0.50|]).

Waveform Respect Specification : OK

The waveform characteristics of the NFC-B modulation provided by the Polling Device under test, shall be compliant with the specification.

The waveform measurement of the Polling Device under test is compliant.

TC_AN20_POL_NFCB_01.120 (330 Ω) passed.

c. MPLog Traces

Trace 1: C:\Users\MICROPROSS\Desktop\Project\san\TS_MPM3_NFC Forum Analog_v3.2.1\NFC Forum Analog Test Suite\[Default Session] Traces\[_1][J3]TC_AN20_POL_NFCB_01.120 (330 Ω)[2020-10-14T161316]\Attempt 1\Trace.mplog

d. Pictures

11-21 rue Hubble
Parc de la Haute borne
59650 Villeneuve d'Ascq – France
+33 320 746 630
smartcards@micropross.com

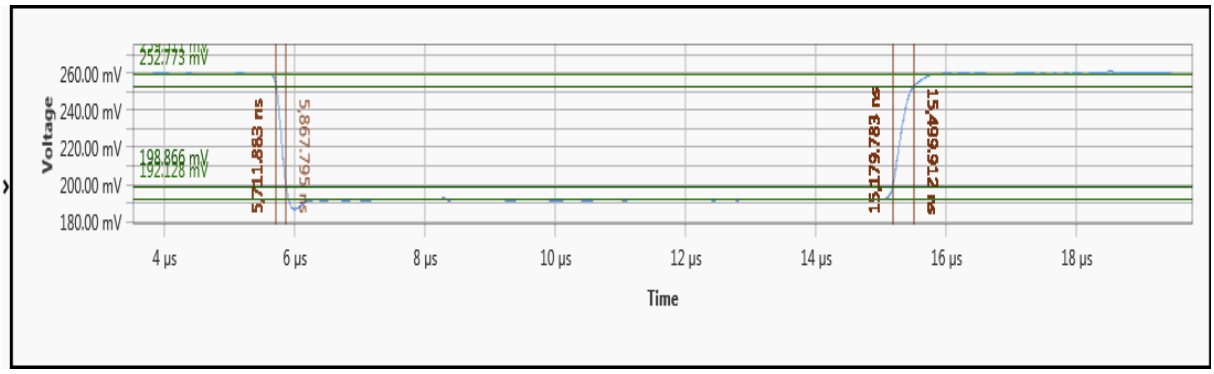

Analysis

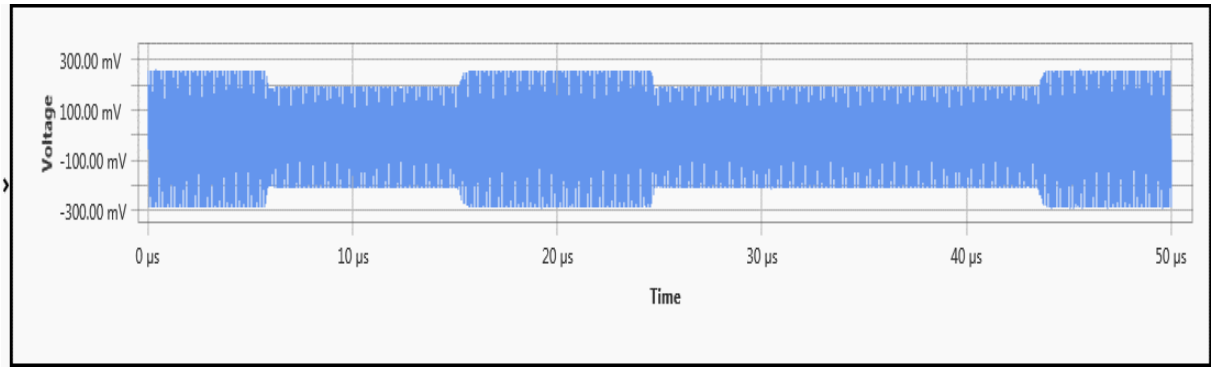

Trace

11-21 rue Hubble
Parc de la Haute borne
59650 Villeneuve d'Ascq – France
+33 320 746 630
smartcards@microprross.com

97. Test: TC_AN20_POL_NFCB_01.121 (330 Ω)

a. Test Case Information

Operator	*Default Operator*
Description	*This test verifies poller waveform characteristics.*
Testing Date	*2020-10-14T16:13*
Device Name	*TCL2*
Device Serial Number	*MP3.12.35.20*
Firmware version	*43.0*
Driver version	*1.29*
MPManager version	*3.6.4*
Test case status	*PASSED*

b. Test Log

TC_AN20_POL_NFCB_01.121 (330 Ω)

This test verifies poller waveform characteristics.

Parameters:

Device Configuration:

Poller: Device Under Test

NFC Forum Reference Device: Listener 1

Jumper Configuration:

Position J3 at position 3 (330 Ω)

Position: 121

Attempt 1

11-21 rue Hubble
Parc de la Haute borne
59650 Villeneuve d'Ascq – France
+33 320 746 630
smartcards@micropross.com

Modulation envelope (pk-pk) = 213.139 mV

Value of Tf (0.159 µs) is in specifications limits ([0.000 µs, 1.180 µs|+/-0.147|]).

Value of Tr (0.324 µs) is in specifications limits ([0.000 µs, 0.749 µs|+/-0.147|]).

Value of mod (14.96 %) is in specifications limits ([8.00 %, 15.00 %|+/-1.00|]).

Value of hf (1.34) is in specifications limits ([0.00 , 36.37 |+/-0.50|]).

Value of hr (1.00) is in specifications limits ([0.00 , 21.02 |+/-0.50|]).

Waveform Respect Specification : OK

The waveform characteristics of the NFC-B modulation provided by the Polling Device under test, shall be compliant with the specification.

The waveform measurement of the Polling Device under test is compliant.

TC_AN20_POL_NFCB_01.121 (330 Ω) passed.

c. MPLog Traces

Trace 1: C:\Users\MICROPROSS\Desktop\Project\san\TS_MPM3_NFC Forum Analog_v3.2.1\NFC Forum Analog Test Suite\[Default Session] Traces\[_1][J3]TC_AN20_POL_NFCB_01.121 (330 Ω)[2020-10-14T161340]\Attempt 1\Trace.mplog

d. Pictures

11-21 rue Hubble
Parc de la Haute borne
59650 Villeneuve d'Ascq – France
+33 320 746 630
smartcards@microprossx.com

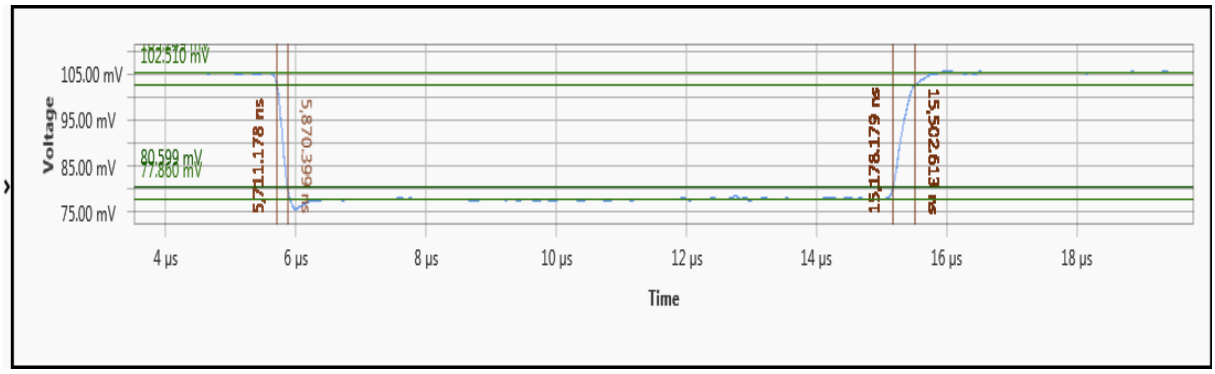

Analysis

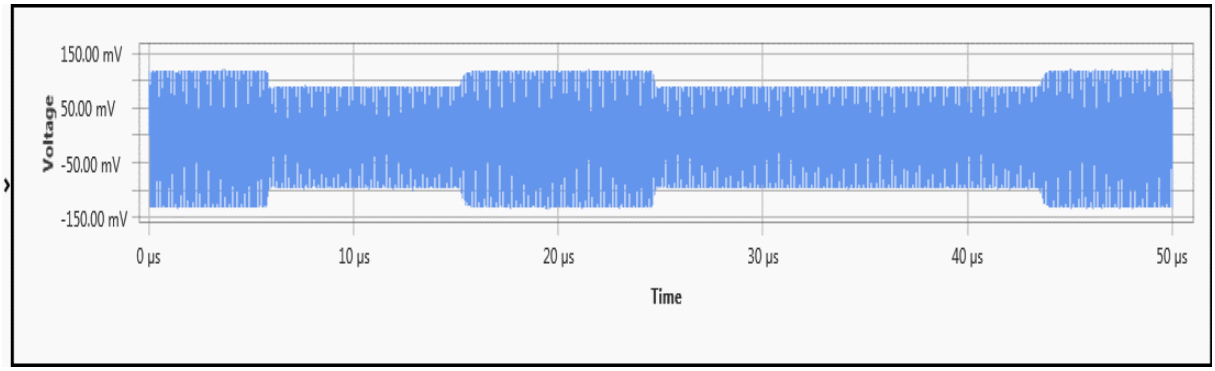

Trace

11-21 rue Hubble
Parc de la Haute borne
59650 Villeneuve d'Ascq – France
+33 320 746 630
smartcards@microprross.com

98. Test: TC_AN20_POL_NFCB_01.122 (330 Ω)

a. Test Case Information

Operator	*Default Operator*
Description	*This test verifies poller waveform characteristics.*
Testing Date	*2020-10-14T16:14*
Device Name	*TCL2*
Device Serial Number	*MP3.12.35.20*
Firmware version	*43.0*
Driver version	*1.29*
MPManager version	*3.6.4*
Test case status	*PASSED*

b. Test Log

TC_AN20_POL_NFCB_01.122 (330 Ω)

This test verifies poller waveform characteristics.

Parameters:

Device Configuration:

Poller: Device Under Test

NFC Forum Reference Device: Listener 1

Jumper Configuration:

Position J3 at position 3 (330 Ω)

Position: 122

Attempt 1

11-21 rue Hubble
Parc de la Haute borne
59650 Villeneuve d'Ascq – France
+33 320 746 630
smartcards@micropross.com

Modulation envelope (pk-pk) = 501.175 mV

Value of Tf (0.147 µs) is in specifications limits ([0.000 µs, 1.180 µs|+/-0.147|]).

Value of Tr (0.296 µs) is in specifications limits ([0.000 µs, 0.737 µs|+/-0.147|]).

Value of mod (14.99 %) is in specifications limits ([8.00 %, 15.00 %|+/-1.00|]).

Value of hf (0.00) is in specifications limits ([0.00 , 36.58 |+/-0.50|]).

Value of hr (0.78) is in specifications limits ([0.00 , 24.34 |+/-0.50|]).

Waveform Respect Specification : OK

The waveform characteristics of the NFC-B modulation provided by the Polling Device under test, shall be compliant with the specification.

The waveform measurement of the Polling Device under test is compliant.

TC_AN20_POL_NFCB_01.122 (330 Ω) passed.

c. MPLog Traces

Trace 1: C:\Users\MICROPROSS\Desktop\Project\san\TS_MPM3_NFC Forum Analog_v3.2.1\NFC Forum Analog Test Suite\[Default Session] Traces\[_1][J3]TC_AN20_POL_NFCB_01.122 (330 Ω)[2020-10-14T161438]\Attempt 1\Trace.mplog

d. Pictures

11-21 rue Hubble
Parc de la Haute borne
59650 Villeneuve d'Ascq – France
+33 320 746 630
smartcards@microprossx.com

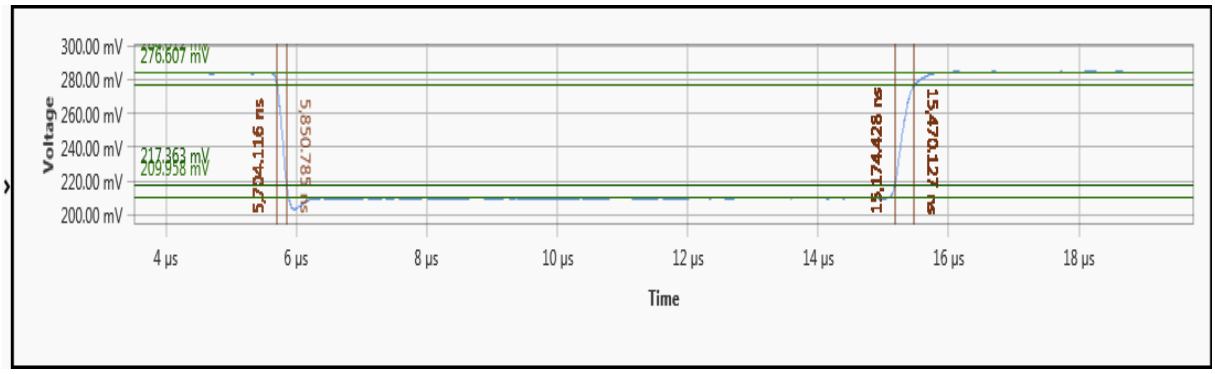

Analysis

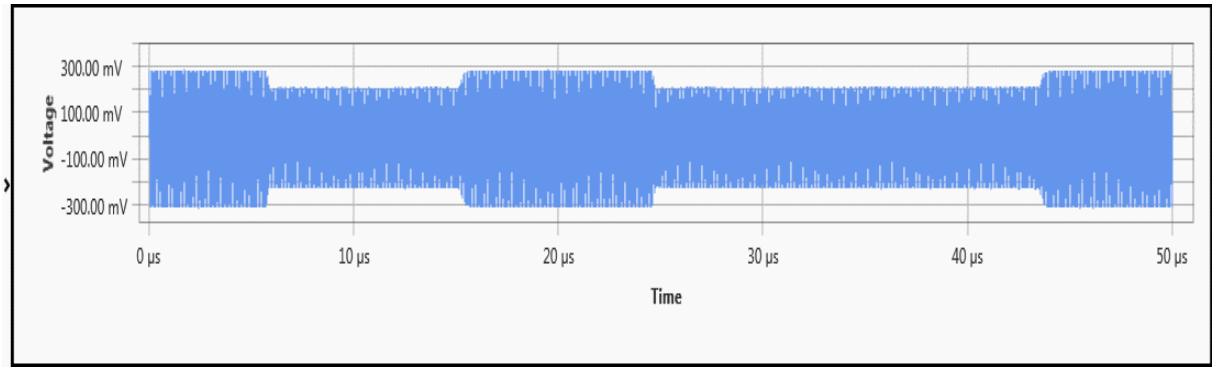

Trace

11-21 rue Hubble
Parc de la Haute borne
59650 Villeneuve d'Ascq – France
+33 320 746 630
smartcards@microprross.com

99. Test: TC_AN20_POL_NFCB_01.123 (330 Ω)

a. Test Case Information

Operator	*Default Operator*
Description	*This test verifies poller waveform characteristics.*
Testing Date	*2020-10-14T16:15*
Device Name	*TCL2*
Device Serial Number	*MP3.12.35.20*
Firmware version	*43.0*
Driver version	*1.29*
MPManager version	*3.6.4*
Test case status	*PASSED*

b. Test Log

TC_AN20_POL_NFCB_01.123 (330 Ω)

This test verifies poller waveform characteristics.

Parameters:

Device Configuration:

Poller: Device Under Test

NFC Forum Reference Device: Listener 1

Jumper Configuration:

Position J3 at position 3 (330 Ω)

Position: 123

Attempt 1

11-21 rue Hubble
Parc de la Haute borne
59650 Villeneuve d'Ascq – France
+33 320 746 630
smartcards@micropross.com

Modulation envelope (pk-pk) = 211.541 mV

Value of Tf (0.180 µs) is in specifications limits ([0.000 µs, 1.180 µs|+/-0.147|]).

Value of Tr (0.339 µs) is in specifications limits ([0.000 µs, 0.770 µs|+/-0.147|]).

Value of mod (14.92 %) is in specifications limits ([8.00 %, 15.00 %|+/-1.00|]).

Value of hf (0.32) is in specifications limits ([0.00 , 36.02 |+/-0.50|]).

Value of hr (1.17) is in specifications limits ([0.00 , 19.37 |+/-0.50|]).

Waveform Respect Specification : OK

The waveform characteristics of the NFC-B modulation provided by the Polling Device under test, shall be compliant with the specification.

The waveform measurement of the Polling Device under test is compliant.

TC_AN20_POL_NFCB_01.123 (330 Ω) passed.

c. MPLog Traces

Trace 1: C:\Users\MICROPROSS\Desktop\Project\san\TS_MPM3_NFC Forum Analog_v3.2.1\NFC Forum Analog Test Suite\[Default Session] Traces\[_1][J3]TC_AN20_POL_NFCB_01.123 (330 Ω)[2020-10-14T161500]\Attempt 1\Trace.mplog

d. Pictures

11-21 rue Hubble
Parc de la Haute borne
59650 Villeneuve d'Ascq – France
+33 320 746 630
smartcards@microprossx.com

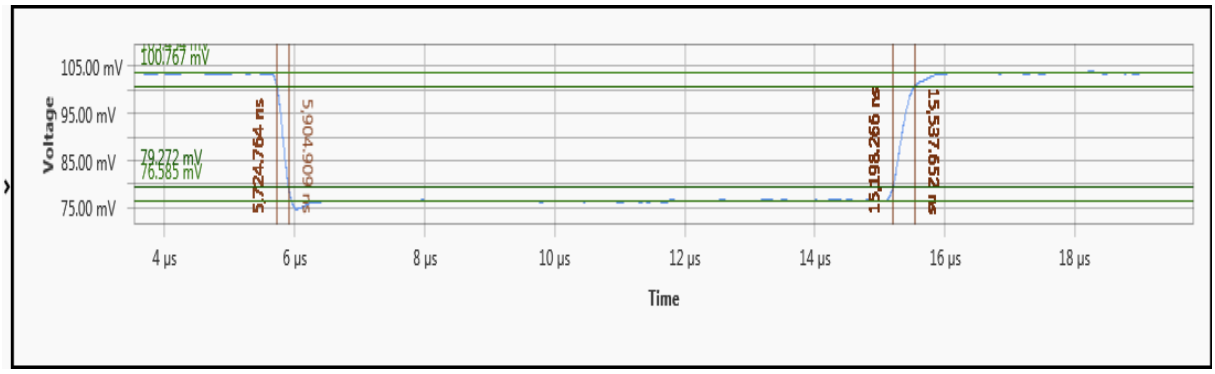

Analysis

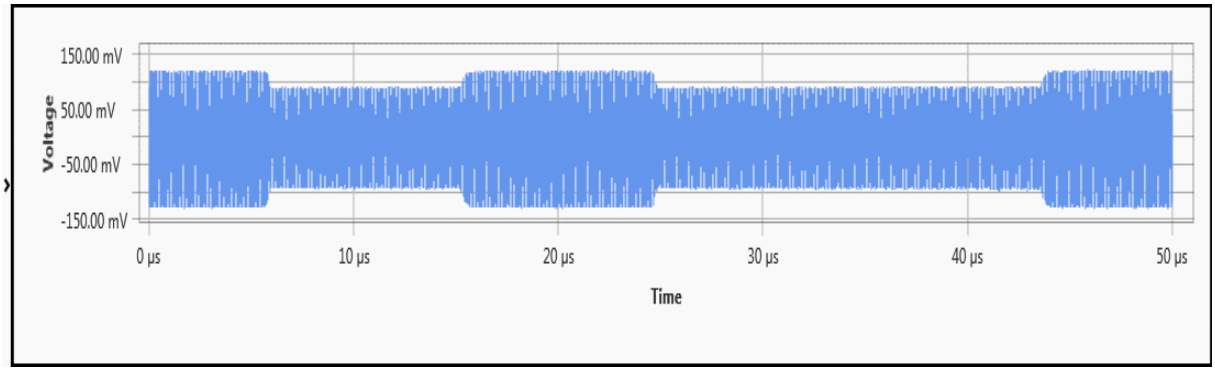

Trace

11-21 rue Hubble
Parc de la Haute borne
59650 Villeneuve d'Ascq – France
+33 320 746 630
smartcards@microprocss.com

100. Test: TC_AN20_POL_NFCA_02.000 (Minimum Vs,ov)

a. Test Case Information

Operator	*Default Operator*
Description	*This test verifies load modulation amplitude reception test. It is needed to have all position of the PowerTransferMeasurement (TC_AN20_POL_UND_01) with the result PASS. And then process the Load Modulation Setup*
Testing Date	*2020-08-18T14:32*
Device Name	*TCL2*
Device Serial Number	*MP3.12.35.20*
Firmware version	*43.0*
Driver version	*1.29*
MPManager version	*3.6.4*
Test case status	*PASSED*

b. Test Log

TC_AN20_POL_NFCA_02.000 (Minimum Vs,ov)

This test verifies load modulation amplitude reception test.

It is needed to have all position of the PowerTransferMeasurement (TC_AN20_POL_UND_01) with the result PASS.

And then process the Load Modulation Setup

Parameters:

Power Transfer (VS,OV): In the range between min and max VOV

Carrier frequency (fS,C): Nominal

Load Modulation (Vs,lma): Minimum, Maximum

11-21 rue Hubble
Parc de la Haute borne
59650 Villeneuve d'Ascq – France
+33 320 746 630
smartcards@microprocss.com

Modulation: Nominal

Device Configuration:

Poller: Device Under Test

NFC Forum Reference Device: Listener 1

Jumper Configuration:

Position J3 at position 3 (330 Ω)

Load Modulation (Vs,lma): Minimum

NFC-A _106 Minimal Vs,lma For Listener 1 and Poller 0

Position: 000

Attempt 1

VSet Vs,lma Minimum for Vs,ov = 5.67865

Execute exchange

Using Scenario from Activity 1.1

The scenario is compliant with specifications

The Polling Device under test shall function properly in each test condition.

The Load Modulation Amplitude Reception of the Polling Device under test is compliant.

TC_AN20_POL_NFCA_02.000 (Minimum Vs,ov) passed.

11-21 rue Hubble
Parc de la Haute borne
59650 Villeneuve d'Ascq – France
+33 320 746 630
smartcards@microprossx.com

c. MPLog Traces

Trace 1: C:\Users\MICROPROSS\Desktop\Project\san\TS_MPM3_NFC Forum Analog_v3.2.1\NFC Forum Analog Test Suite\[Default Session] Traces\[_1][J3]TC_AN20_POL_NFCA_02.000 (Minimum Vs,ov)[2020-08-18T143229]\Attempt 1\Trace.mplog

d. Pictures

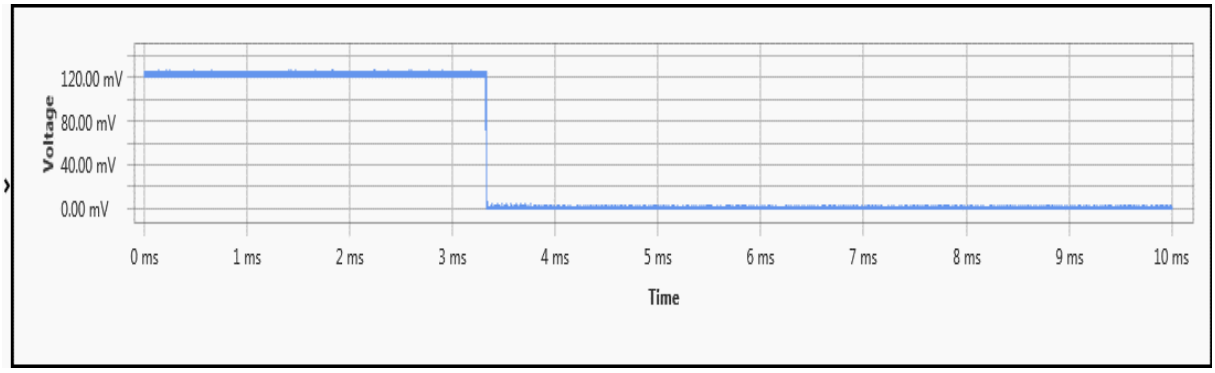

Picture

11-21 rue Hubble
Parc de la Haute borne
59650 Villeneuve d'Ascq – France
+33 320 746 630
smartcards@microprocss.com

101. Test: TC_AN20_POL_NFCA_02.010 (Minimum Vs,ov)

a. Test Case Information

Operator	*Default Operator*
Description	*This test verifies load modulation amplitude reception test. It is needed to have all position of the PowerTransferMeasurement (TC_AN20_POL_UND_01) with the result PASS. And then process the Load Modulation Setup*
Testing Date	*2020-08-18T14:34*
Device Name	*TCL2*
Device Serial Number	*MP3.12.35.20*
Firmware version	*43.0*
Driver version	*1.29*
MPManager version	*3.6.4*
Test case status	*PASSED*

b. Test Log

TC_AN20_POL_NFCA_02.010 (Minimum Vs,ov)

This test verifies load modulation amplitude reception test.

It is needed to have all position of the PowerTransferMeasurement (TC_AN20_POL_UND_01) with the result PASS.

And then process the Load Modulation Setup

Parameters:

Power Transfer (VS,OV): In the range between min and max VOV

Carrier frequency (fS,C): Nominal

Load Modulation (Vs,lma): Minimum, Maximum

11-21 rue Hubble
Parc de la Haute borne
59650 Villeneuve d'Ascq – France
+33 320 746 630
smartcards@microprocess.com

Modulation: Nominal

Device Configuration:

Poller: Device Under Test

NFC Forum Reference Device: Listener 1

Jumper Configuration:

Position J3 at position 3 (330 Ω)

Load Modulation (Vs,lma): Minimum

NFC-A _106 Minimal Vs,lma For Listener 1 and Poller 0

Position: 010

Attempt 1

VSet Vs,lma Minimum for Vs,ov = 5.67865

Execute exchange

Using Scenario from Activity 1.1

The scenario is compliant with specifications

The Polling Device under test shall function properly in each test condition.

The Load Modulation Amplitude Reception of the Polling Device under test is compliant.

TC_AN20_POL_NFCA_02.010 (Minimum Vs,ov) passed.

11-21 rue Hubble
Parc de la Haute borne
59650 Villeneuve d'Ascq – France
+33 320 746 630
smartcards@microprossx.com

c. MPLog Traces

Trace 1: C:\Users\MICROPROSS\Desktop\Project\san\TS_MPM3_NFC Forum Analog_v3.2.1\NFC Forum Analog Test Suite\[Default Session] Traces\[_1][J3]TC_AN20_POL_NFCA_02.010 (Minimum Vs,ov)[2020-08-18T143455]\Attempt 1\Trace.mplog

d. Pictures

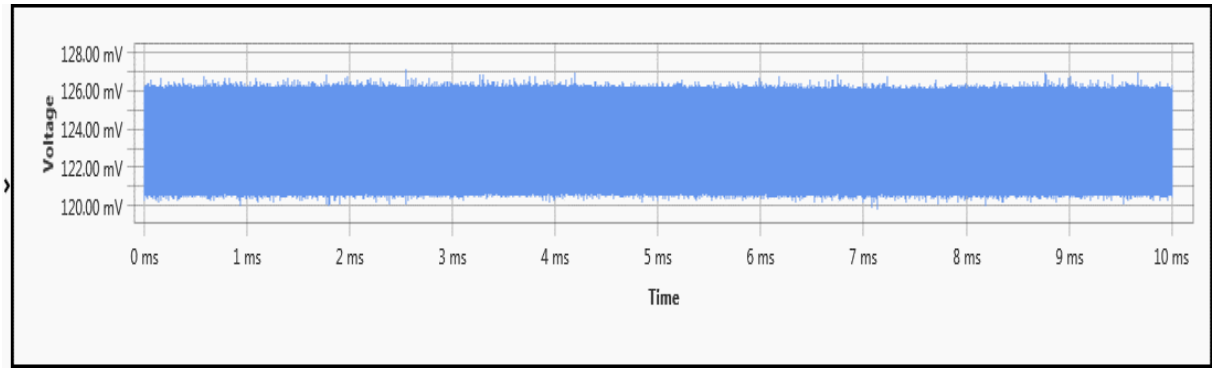

Picture

11-21 rue Hubble
Parc de la Haute borne
59650 Villeneuve d'Ascq – France
+33 320 746 630
smartcards@microprocss.com

102. Test: TC_AN20_POL_NFCA_02.011 (Minimum Vs,ov)

a. Test Case Information

Operator	*Default Operator*
Description	*This test verifies load modulation amplitude reception test. It is needed to have all position of the PowerTransferMeasurement (TC_AN20_POL_UND_01) with the result PASS. And then process the Load Modulation Setup*
Testing Date	*2020-08-18T14:37*
Device Name	*TCL2*
Device Serial Number	*MP3.12.35.20*
Firmware version	*43.0*
Driver version	*1.29*
MPManager version	*3.6.4*
Test case status	*PASSED*

b. Test Log

TC_AN20_POL_NFCA_02.011 (Minimum Vs,ov)

This test verifies load modulation amplitude reception test.

It is needed to have all position of the PowerTransferMeasurement (TC_AN20_POL_UND_01) with the result PASS.

And then process the Load Modulation Setup

Parameters:

Power Transfer (VS,OV): In the range between min and max VOV

Carrier frequency (fS,C): Nominal

Load Modulation (Vs,lma): Minimum, Maximum

11-21 rue Hubble
Parc de la Haute borne
59650 Villeneuve d'Ascq – France
+33 320 746 630
smartcards@microprocss.com

Modulation: Nominal

Device Configuration:

Poller: Device Under Test

NFC Forum Reference Device: Listener 1

Jumper Configuration:

Position J3 at position 3 (330 Ω)

Load Modulation (Vs,lma): Minimum

NFC-A _106 Minimal Vs,lma For Listener 1 and Poller 0

Position: 011

Attempt 1

VSet Vs,lma Minimum for Vs,ov = 5.67865

Execute exchange

Using Scenario from Activity 1.1

The scenario is compliant with specifications

The Polling Device under test shall function properly in each test condition.

The Load Modulation Amplitude Reception of the Polling Device under test is compliant.

TC_AN20_POL_NFCA_02.011 (Minimum Vs,ov) passed.

11-21 rue Hubble
Parc de la Haute borne
59650 Villeneuve d'Ascq – France
+33 320 746 630
smartcards@microprossx.com

c. MPLog Traces

Trace 1: C:\Users\MICROPROSS\Desktop\Project\san\TS_MPM3_NFC Forum Analog_v3.2.1\NFC Forum Analog Test Suite\[Default Session] Traces\[_1][J3]TC_AN20_POL_NFCA_02.011 (Minimum Vs,ov)[2020-08-18T143717]\Attempt 1\Trace.mplog

d. Pictures

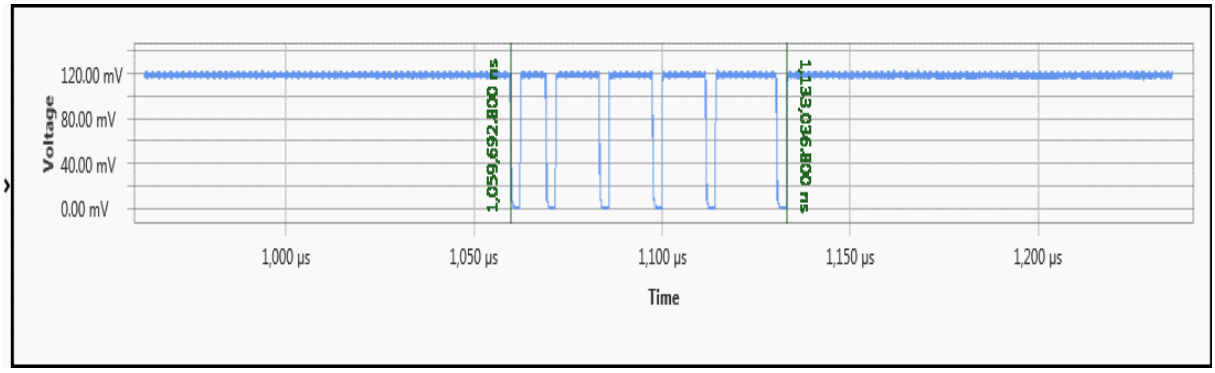

Picture

11-21 rue Hubble
Parc de la Haute borne
59650 Villeneuve d'Ascq – France
+33 320 746 630
smartcards@microprocss.com

103. Test: TC_AN20_POL_NFCA_02.012 (Minimum Vs,ov)

a. Test Case Information

Operator	*Default Operator*
Description	*This test verifies load modulation amplitude reception test. It is needed to have all position of the PowerTransferMeasurement (TC_AN20_POL_UND_01) with the result PASS. And then process the Load Modulation Setup*
Testing Date	*2020-08-18T14:39*
Device Name	*TCL2*
Device Serial Number	*MP3.12.35.20*
Firmware version	*43.0*
Driver version	*1.29*
MPManager version	*3.6.4*
Test case status	*PASSED*

b. Test Log

TC_AN20_POL_NFCA_02.012 (Minimum Vs,ov)

This test verifies load modulation amplitude reception test.

It is needed to have all position of the PowerTransferMeasurement (TC_AN20_POL_UND_01) with the result PASS.

And then process the Load Modulation Setup

Parameters:

Power Transfer (VS,OV): In the range between min and max VOV

Carrier frequency (fS,C): Nominal

Load Modulation (Vs,lma): Minimum, Maximum

11-21 rue Hubble
Parc de la Haute borne
59650 Villeneuve d'Ascq – France
+33 320 746 630
smartcards@microprocess.com

Modulation: Nominal

Device Configuration:

Poller: Device Under Test

NFC Forum Reference Device: Listener 1

Jumper Configuration:

Position J3 at position 3 (330 Ω)

Load Modulation (Vs,lma): Minimum

NFC-A _106 Minimal Vs,lma For Listener 1 and Poller 0

Position: 012

Attempt 1

VSet Vs,lma Minimum for Vs,ov = 5.67865

Execute exchange

Using Scenario from Activity 1.1

The scenario is compliant with specifications

The Polling Device under test shall function properly in each test condition.

The Load Modulation Amplitude Reception of the Polling Device under test is compliant.

TC_AN20_POL_NFCA_02.012 (Minimum Vs,ov) passed.

11-21 rue Hubble
Parc de la Haute borne
59650 Villeneuve d'Ascq – France
+33 320 746 630
smartcards@microprossx.com

c. MPLog Traces

Trace 1: C:\Users\MICROPROSS\Desktop\Project\san\TS_MPM3_NFC Forum Analog_v3.2.1\NFC Forum Analog Test Suite\[Default Session] Traces\[_1][J3]TC_AN20_POL_NFCA_02.012 (Minimum Vs,ov)[2020-08-18T143939]\Attempt 1\Trace.mplog

d. Pictures

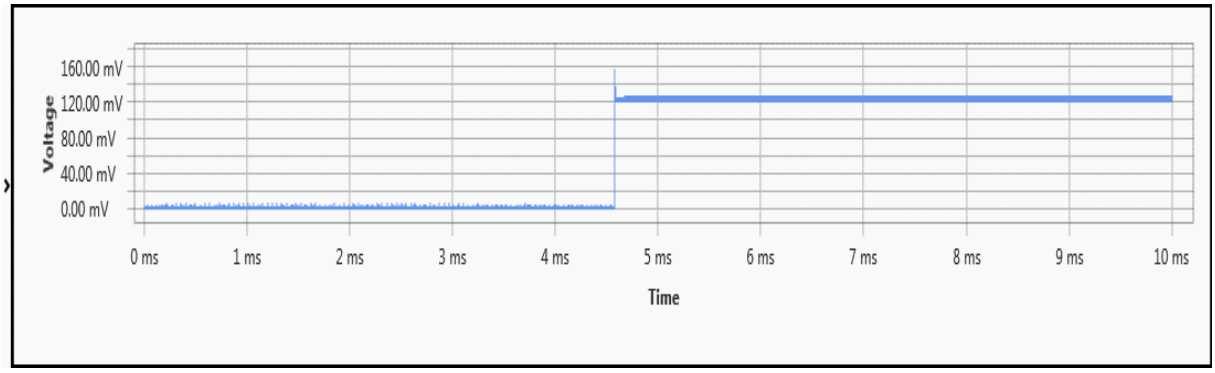

Picture

11-21 rue Hubble
Parc de la Haute borne
59650 Villeneuve d'Ascq – France
+33 320 746 630
smartcards@microprocss.com

104. Test: TC_AN20_POL_NFCA_02.013 (Minimum Vs,ov)

a. Test Case Information

Operator	*Default Operator*
Description	*This test verifies load modulation amplitude reception test. It is needed to have all position of the PowerTransferMeasurement (TC_AN20_POL_UND_01) with the result PASS. And then process the Load Modulation Setup*
Testing Date	*2020-08-18T14:41*
Device Name	*TCL2*
Device Serial Number	*MP3.12.35.20*
Firmware version	*43.0*
Driver version	*1.29*
MPManager version	*3.6.4*
Test case status	*PASSED*

b. Test Log

TC_AN20_POL_NFCA_02.013 (Minimum Vs,ov)

This test verifies load modulation amplitude reception test.

It is needed to have all position of the PowerTransferMeasurement (TC_AN20_POL_UND_01) with the result PASS.

And then process the Load Modulation Setup

Parameters:

Power Transfer (VS,OV): In the range between min and max VOV

Carrier frequency (fS,C): Nominal

Load Modulation (Vs,lma): Minimum, Maximum

11-21 rue Hubble
Parc de la Haute borne
59650 Villeneuve d'Ascq – France
+33 320 746 630
smartcards@microprocss.com

Modulation: Nominal

Device Configuration:

Poller: Device Under Test

NFC Forum Reference Device: Listener 1

Jumper Configuration:

Position J3 at position 3 (330 Ω)

Load Modulation (Vs,lma): Minimum

NFC-A _106 Minimal Vs,lma For Listener 1 and Poller 0

Position: 013

Attempt 1

VSet Vs,lma Minimum for Vs,ov = 5.67865

Execute exchange

Using Scenario from Activity 1.1

The scenario is compliant with specifications

The Polling Device under test shall function properly in each test condition.

The Load Modulation Amplitude Reception of the Polling Device under test is compliant.

TC_AN20_POL_NFCA_02.013 (Minimum Vs,ov) passed.

11-21 rue Hubble
Parc de la Haute borne
59650 Villeneuve d'Ascq – France
+33 320 746 630
smartcards@microprocess.com

c. MPLog Traces

Trace 1: C:\Users\MICROPROSS\Desktop\Project\san\TS_MPM3_NFC Forum Analog_v3.2.1\NFC Forum Analog Test Suite\[Default Session] Traces\[_1][J3]TC_AN20_POL_NFCA_02.013 (Minimum Vs,ov)[2020-08-18T144147]\Attempt 1\Trace.mplog

d. Pictures

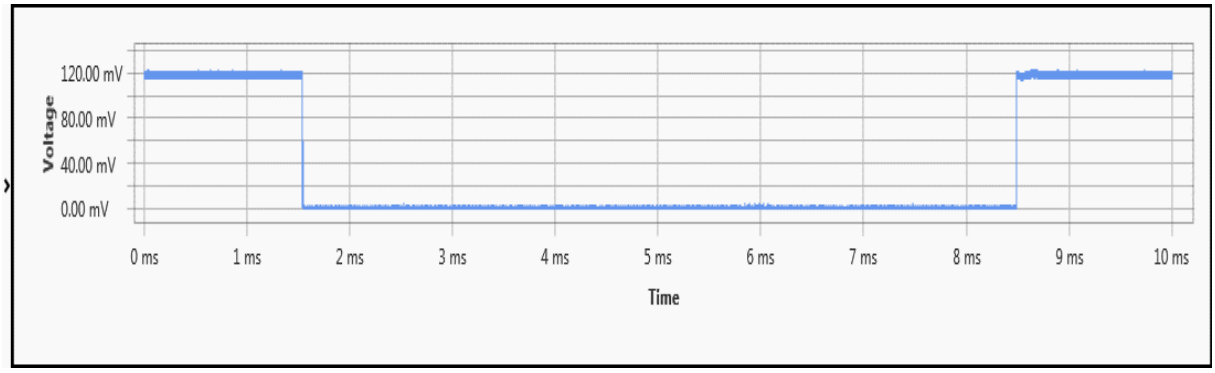

Picture

11-21 rue Hubble
Parc de la Haute borne
59650 Villeneuve d'Ascq – France
+33 320 746 630
smartcards@microprocess.com

105. Test: TC_AN20_POL_NFCA_02.100 (Minimum Vs,ov)

a. Test Case Information

Operator	*Default Operator*
Description	*This test verifies load modulation amplitude reception test. It is needed to have all position of the PowerTransferMeasurement (TC_AN20_POL_UND_01) with the result PASS. And then process the Load Modulation Setup*
Testing Date	*2020-08-18T14:45*
Device Name	*TCL2*
Device Serial Number	*MP3.12.35.20*
Firmware version	*43.0*
Driver version	*1.29*
MPManager version	*3.6.4*
Test case status	*PASSED*

b. Test Log

TC_AN20_POL_NFCA_02.100 (Minimum Vs,ov)

This test verifies load modulation amplitude reception test.

It is needed to have all position of the PowerTransferMeasurement (TC_AN20_POL_UND_01) with the result PASS.

And then process the Load Modulation Setup

Parameters:

Power Transfer (VS,OV): In the range between min and max VOV

Carrier frequency (fS,C): Nominal

Load Modulation (Vs,lma): Minimum, Maximum

11-21 rue Hubble
Parc de la Haute borne
59650 Villeneuve d'Ascq – France
+33 320 746 630
smartcards@microprocess.com

Modulation: Nominal

Device Configuration:

Poller: Device Under Test

NFC Forum Reference Device: Listener 1

Jumper Configuration:

Position J3 at position 3 (330 Ω)

Load Modulation (Vs,lma): Minimum

NFC-A _106 Minimal Vs,lma For Listener 1 and Poller 0

Position: 100

Attempt 1

VSet Vs,lma Minimum for Vs,ov = 5.67865

Execute exchange

Using Scenario from Activity 1.1

The scenario is compliant with specifications

The Polling Device under test shall function properly in each test condition.

The Load Modulation Amplitude Reception of the Polling Device under test is compliant.

TC_AN20_POL_NFCA_02.100 (Minimum Vs,ov) passed.

11-21 rue Hubble
Parc de la Haute borne
59650 Villeneuve d'Ascq – France
+33 320 746 630
smartcards@microprossss.com

c. MPLog Traces

Trace 1: C:\Users\MICROPROSS\Desktop\Project\san\TS_MPM3_NFC Forum Analog_v3.2.1\NFC Forum Analog Test Suite\[Default Session] Traces\[_1][J3]TC_AN20_POL_NFCA_02.100 (Minimum Vs,ov)[2020-08-18T144550]\Attempt 1\Trace.mplog

d. Pictures

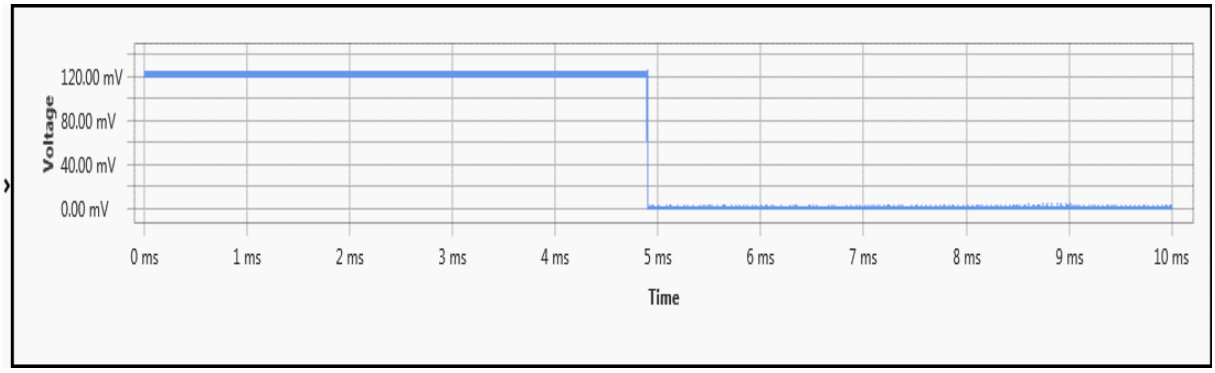

Picture

11-21 rue Hubble
Parc de la Haute borne
59650 Villeneuve d'Ascq – France
+33 320 746 630
smartcards@microprocss.com

106. Test: TC_AN20_POL_NFCA_02.110 (Minimum Vs,ov)

a. Test Case Information

Operator	*Default Operator*
Description	*This test verifies load modulation amplitude reception test. It is needed to have all position of the PowerTransferMeasurement (TC_AN20_POL_UND_01) with the result PASS. And then process the Load Modulation Setup*
Testing Date	*2020-08-18T14:48*
Device Name	*TCL2*
Device Serial Number	*MP3.12.35.20*
Firmware version	*43.0*
Driver version	*1.29*
MPManager version	*3.6.4*
Test case status	*PASSED*

b. Test Log

TC_AN20_POL_NFCA_02.110 (Minimum Vs,ov)

This test verifies load modulation amplitude reception test.

It is needed to have all position of the PowerTransferMeasurement (TC_AN20_POL_UND_01) with the result PASS.

And then process the Load Modulation Setup

Parameters:

Power Transfer (VS,OV): In the range between min and max VOV

Carrier frequency (fS,C): Nominal

Load Modulation (Vs,lma): Minimum, Maximum

11-21 rue Hubble
Parc de la Haute borne
59650 Villeneuve d'Ascq – France
+33 320 746 630
smartcards@microprocss.com

Modulation: Nominal

Device Configuration:

Poller: Device Under Test

NFC Forum Reference Device: Listener 1

Jumper Configuration:

Position J3 at position 3 (330 Ω)

Load Modulation (Vs,lma): Minimum

NFC-A _106 Minimal Vs,lma For Listener 1 and Poller 0

Position: 110

Attempt 1

VSet Vs,lma Minimum for Vs,ov = 5.67865

Execute exchange

Using Scenario from Activity 1.1

The scenario is compliant with specifications

The Polling Device under test shall function properly in each test condition.

The Load Modulation Amplitude Reception of the Polling Device under test is compliant.

TC_AN20_POL_NFCA_02.110 (Minimum Vs,ov) passed.

11-21 rue Hubble
Parc de la Haute borne
59650 Villeneuve d'Ascq – France
+33 320 746 630
smartcards@microprossss.com

c. MPLog Traces

Trace 1: C:\Users\MICROPROSS\Desktop\Project\san\TS_MPM3_NFC Forum Analog_v3.2.1\NFC Forum Analog Test Suite\[Default Session] Traces\[_1][J3]TC_AN20_POL_NFCA_02.110 (Minimum Vs,ov)[2020-08-18T144822]\Attempt 1\Trace.mplog

d. Pictures

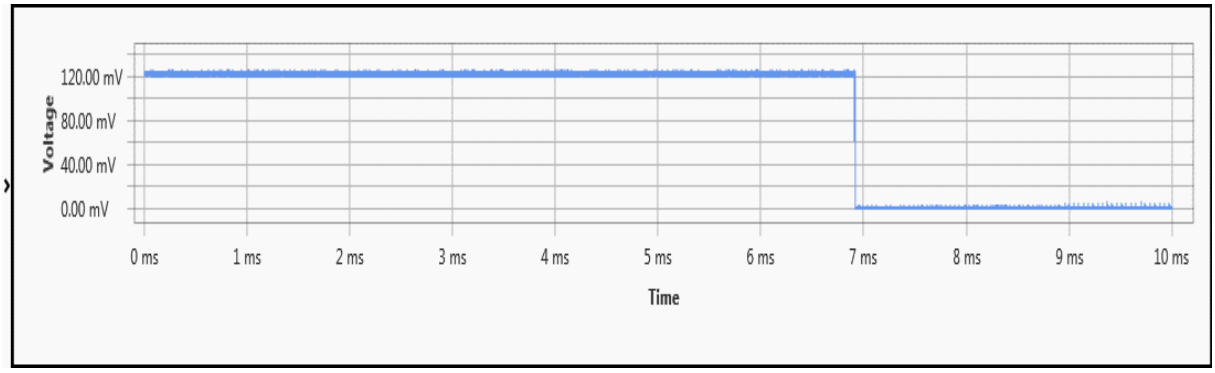

Picture

11-21 rue Hubble
Parc de la Haute borne
59650 Villeneuve d'Ascq – France
+33 320 746 630
smartcards@microprocss.com

107. Test: TC_AN20_POL_NFCA_02.111 (Minimum Vs,ov)

a. Test Case Information

Operator	*Default Operator*
Description	*This test verifies load modulation amplitude reception test. It is needed to have all position of the PowerTransferMeasurement (TC_AN20_POL_UND_01) with the result PASS. And then process the Load Modulation Setup*
Testing Date	*2020-08-18T14:50*
Device Name	*TCL2*
Device Serial Number	*MP3.12.35.20*
Firmware version	*43.0*
Driver version	*1.29*
MPManager version	*3.6.4*
Test case status	*PASSED*

b. Test Log

TC_AN20_POL_NFCA_02.111 (Minimum Vs,ov)

This test verifies load modulation amplitude reception test.

It is needed to have all position of the PowerTransferMeasurement (TC_AN20_POL_UND_01) with the result PASS.

And then process the Load Modulation Setup

Parameters:

Power Transfer (VS,OV): In the range between min and max VOV

Carrier frequency (fS,C): Nominal

Load Modulation (Vs,lma): Minimum, Maximum

11-21 rue Hubble
Parc de la Haute borne
59650 Villeneuve d'Ascq – France
+33 320 746 630
smartcards@microprocss.com

Modulation: Nominal

Device Configuration:

Poller: Device Under Test

NFC Forum Reference Device: Listener 1

Jumper Configuration:

Position J3 at position 3 (330 Ω)

Load Modulation (Vs,lma): Minimum

NFC-A _106 Minimal Vs,lma For Listener 1 and Poller 0

Position: 111

Attempt 1

VSet Vs,lma Minimum for Vs,ov = 5.67865

Execute exchange

Using Scenario from Activity 1.1

The scenario is compliant with specifications

The Polling Device under test shall function properly in each test condition.

The Load Modulation Amplitude Reception of the Polling Device under test is compliant.

TC_AN20_POL_NFCA_02.111 (Minimum Vs,ov) passed.

11-21 rue Hubble
Parc de la Haute borne
59650 Villeneuve d'Ascq – France
+33 320 746 630
smartcards@microprossx.com

c. MPLog Traces

Trace 1: C:\Users\MICROPROSS\Desktop\Project\san\TS_MPM3_NFC Forum Analog_v3.2.1\NFC Forum Analog Test Suite\[Default Session] Traces\[_1][J3]TC_AN20_POL_NFCA_02.111 (Minimum Vs,ov)[2020-08-18T145039]\Attempt 1\Trace.mplog

d. Pictures

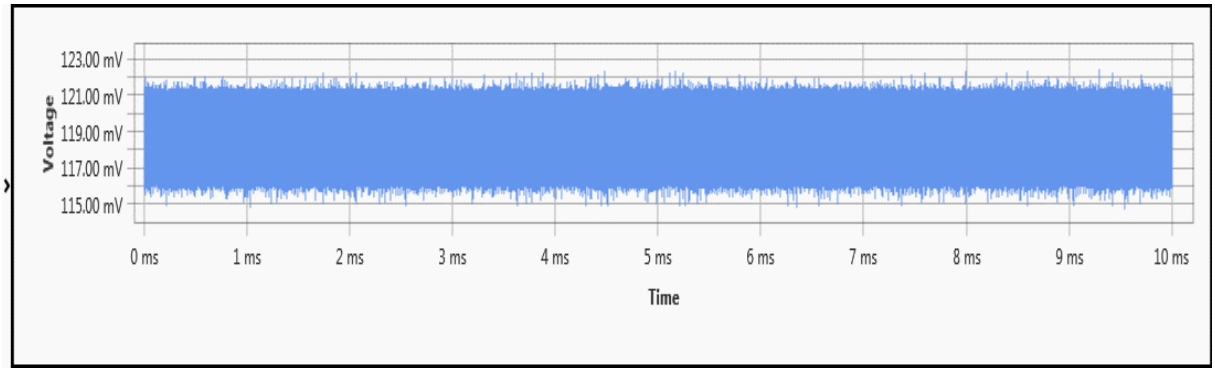

Picture

11-21 rue Hubble
Parc de la Haute borne
59650 Villeneuve d'Ascq – France
+33 320 746 630
smartcards@microprossx.com

108. Test: TC_AN20_POL_NFCA_02.112 (Minimum Vs,ov)

a. Test Case Information

Operator	*Default Operator*
Description	*This test verifies load modulation amplitude reception test. It is needed to have all position of the PowerTransferMeasurement (TC_AN20_POL_UND_01) with the result PASS. And then process the Load Modulation Setup*
Testing Date	*2020-08-18T14:52*
Device Name	*TCL2*
Device Serial Number	*MP3.12.35.20*
Firmware version	*43.0*
Driver version	*1.29*
MPManager version	*3.6.4*
Test case status	*PASSED*

b. Test Log

TC_AN20_POL_NFCA_02.112 (Minimum Vs,ov)

This test verifies load modulation amplitude reception test.

It is needed to have all position of the PowerTransferMeasurement (TC_AN20_POL_UND_01) with the result PASS.

And then process the Load Modulation Setup

Parameters:

Power Transfer (VS,OV): In the range between min and max VOV

Carrier frequency (fS,C): Nominal

Load Modulation (Vs,lma): Minimum, Maximum

11-21 rue Hubble
Parc de la Haute borne
59650 Villeneuve d'Ascq – France
+33 320 746 630
smartcards@microprocss.com

Modulation: Nominal

Device Configuration:

Poller: Device Under Test

NFC Forum Reference Device: Listener 1

Jumper Configuration:

Position J3 at position 3 (330 Ω)

Load Modulation (Vs,lma): Minimum

NFC-A _106 Minimal Vs,lma For Listener 1 and Poller 0

Position: 112

Attempt 1

VSet Vs,lma Minimum for Vs,ov = 5.67865

Execute exchange

Using Scenario from Activity 1.1

The scenario is compliant with specifications

The Polling Device under test shall function properly in each test condition.

The Load Modulation Amplitude Reception of the Polling Device under test is compliant.

TC_AN20_POL_NFCA_02.112 (Minimum Vs,ov) passed.

11-21 rue Hubble
Parc de la Haute borne
59650 Villeneuve d'Ascq – France
+33 320 746 630
smartcards@micropross.com

c. MPLog Traces

Trace 1: C:\Users\MICROPROSS\Desktop\Project\san\TS_MPM3_NFC Forum Analog_v3.2.1\NFC Forum Analog Test Suite\[Default Session] Traces\[_1][J3]TC_AN20_POL_NFCA_02.112 (Minimum Vs,ov)[2020-08-18T145245]\Attempt 1\Trace.mplog

d. Pictures

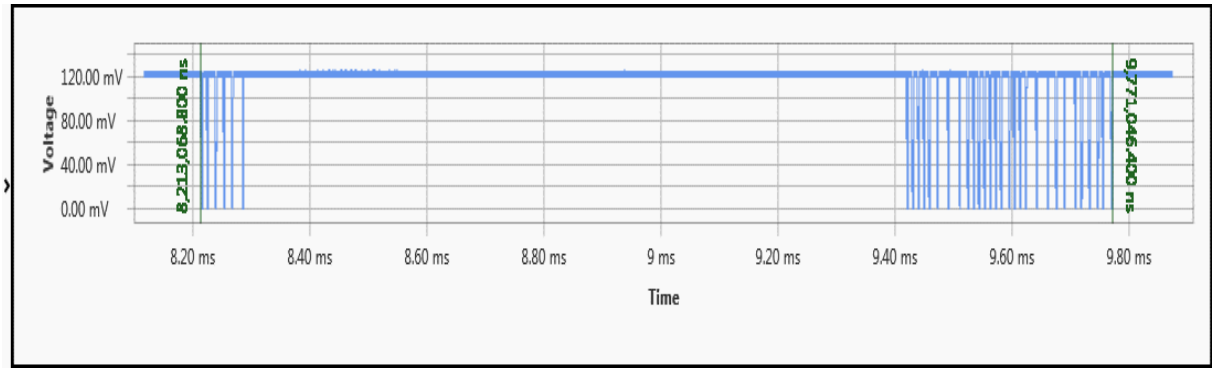

Picture

11-21 rue Hubble
Parc de la Haute borne
59650 Villeneuve d'Ascq – France
+33 320 746 630
smartcards@microprocss.com

109. Test: TC_AN20_POL_NFCA_02.113 (Minimum Vs,ov)

a. Test Case Information

Operator	*Default Operator*
Description	*This test verifies load modulation amplitude reception test. It is needed to have all position of the PowerTransferMeasurement (TC_AN20_POL_UND_01) with the result PASS. And then process the Load Modulation Setup*
Testing Date	*2020-08-18T14:55*
Device Name	*TCL2*
Device Serial Number	*MP3.12.35.20*
Firmware version	*43.0*
Driver version	*1.29*
MPManager version	*3.6.4*
Test case status	*PASSED*

b. Test Log

TC_AN20_POL_NFCA_02.113 (Minimum Vs,ov)

This test verifies load modulation amplitude reception test.

It is needed to have all position of the PowerTransferMeasurement (TC_AN20_POL_UND_01) with the result PASS.

And then process the Load Modulation Setup

Parameters:

Power Transfer (VS,OV): In the range between min and max VOV

Carrier frequency (fS,C): Nominal

Load Modulation (Vs,lma): Minimum, Maximum

11-21 rue Hubble
Parc de la Haute borne
59650 Villeneuve d'Ascq – France
+33 320 746 630
smartcards@microprocess.com

Modulation: Nominal

Device Configuration:

Poller: Device Under Test

NFC Forum Reference Device: Listener 1

Jumper Configuration:

Position J3 at position 3 (330 Ω)

Load Modulation (Vs,lma): Minimum

NFC-A _106 Minimal Vs,lma For Listener 1 and Poller 0

Position: 113

Attempt 1

VSet Vs,lma Minimum for Vs,ov = 5.67865

Execute exchange

Using Scenario from Activity 1.1

The scenario is compliant with specifications

The Polling Device under test shall function properly in each test condition.

The Load Modulation Amplitude Reception of the Polling Device under test is compliant.

TC_AN20_POL_NFCA_02.113 (Minimum Vs,ov) passed.

11-21 rue Hubble
Parc de la Haute borne
59650 Villeneuve d'Ascq – France
+33 320 746 630
smartcards@microprossx.com

c. MPLog Traces

Trace 1: C:\Users\MICROPROSS\Desktop\Project\san\TS_MPM3_NFC Forum Analog_v3.2.1\NFC Forum Analog Test Suite\[Default Session] Traces\[_1][J3]TC_AN20_POL_NFCA_02.113 (Minimum Vs,ov)[2020-08-18T145508]\Attempt 1\Trace.mplog

d. Pictures

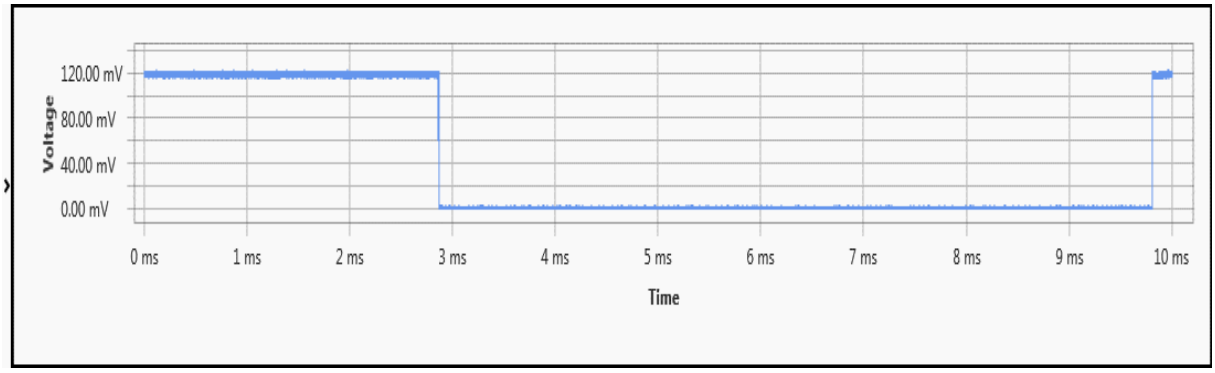

Picture

11-21 rue Hubble
Parc de la Haute borne
59650 Villeneuve d'Ascq – France
+33 320 746 630
smartcards@microprocss.com

110. Test: TC_AN20_POL_NFCA_02.120 (Minimum Vs,ov)

a. Test Case Information

Operator	*Default Operator*
Description	*This test verifies load modulation amplitude reception test. It is needed to have all position of the PowerTransferMeasurement (TC_AN20_POL_UND_01) with the result PASS. And then process the Load Modulation Setup*
Testing Date	*2020-08-18T14:58*
Device Name	*TCL2*
Device Serial Number	*MP3.12.35.20*
Firmware version	*43.0*
Driver version	*1.29*
MPManager version	*3.6.4*
Test case status	*PASSED*

b. Test Log

TC_AN20_POL_NFCA_02.120 (Minimum Vs,ov)

This test verifies load modulation amplitude reception test.

It is needed to have all position of the PowerTransferMeasurement (TC_AN20_POL_UND_01) with the result PASS.

And then process the Load Modulation Setup

Parameters:

Power Transfer (VS,OV): In the range between min and max VOV

Carrier frequency (fS,C): Nominal

Load Modulation (Vs,lma): Minimum, Maximum

11-21 rue Hubble
Parc de la Haute borne
59650 Villeneuve d'Ascq – France
+33 320 746 630
smartcards@microprocss.com

Modulation: Nominal

Device Configuration:

Poller: Device Under Test

NFC Forum Reference Device: Listener 1

Jumper Configuration:

Position J3 at position 3 (330 Ω)

Load Modulation (Vs,lma): Minimum

NFC-A _106 Minimal Vs,lma For Listener 1 and Poller 0

Position: 120

Attempt 1

VSet Vs,lma Minimum for Vs,ov = 5.67865

Execute exchange

Using Scenario from Activity 1.1

The scenario is compliant with specifications

The Polling Device under test shall function properly in each test condition.

The Load Modulation Amplitude Reception of the Polling Device under test is compliant.

TC_AN20_POL_NFCA_02.120 (Minimum Vs,ov) passed.

11-21 rue Hubble
Parc de la Haute borne
59650 Villeneuve d'Ascq – France
+33 320 746 630
smartcards@micropross.com

c. MPLog Traces

Trace 1: C:\Users\MICROPROSS\Desktop\Project\san\TS_MPM3_NFC Forum Analog_v3.2.1\NFC Forum Analog Test Suite\[Default Session] Traces\[_1][J3]TC_AN20_POL_NFCA_02.120 (Minimum Vs,ov)[2020-08-18T145810]\Attempt 1\Trace.mplog

d. Pictures

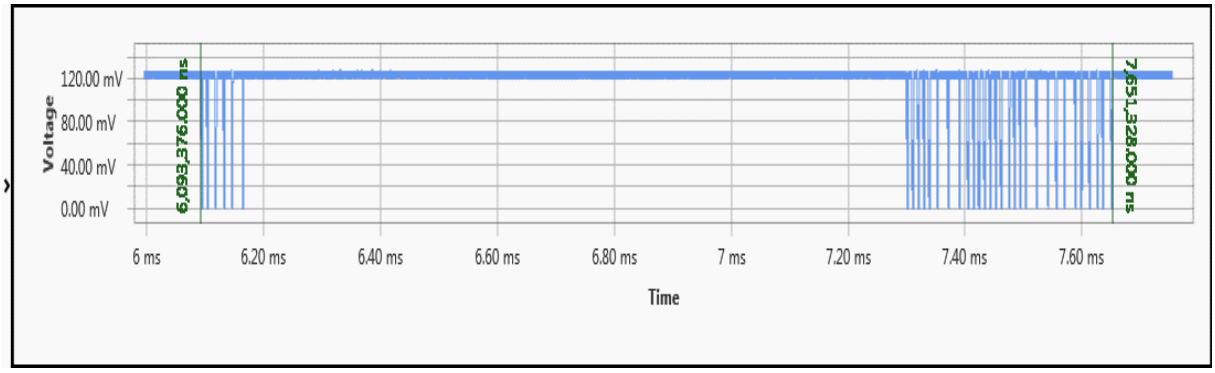

Picture

11-21 rue Hubble
Parc de la Haute borne
59650 Villeneuve d'Ascq – France
+33 320 746 630
smartcards@microprocss.com

111. Test: TC_AN20_POL_NFCA_02.121 (Minimum Vs,ov)

a. Test Case Information

Operator	*Default Operator*
Description	*This test verifies load modulation amplitude reception test. It is needed to have all position of the PowerTransferMeasurement (TC_AN20_POL_UND_01) with the result PASS. And then process the Load Modulation Setup*
Testing Date	*2020-08-18T15:00*
Device Name	*TCL2*
Device Serial Number	*MP3.12.35.20*
Firmware version	*43.0*
Driver version	*1.29*
MPManager version	*3.6.4*
Test case status	*PASSED*

b. Test Log

TC_AN20_POL_NFCA_02.121 (Minimum Vs,ov)

This test verifies load modulation amplitude reception test.

It is needed to have all position of the PowerTransferMeasurement (TC_AN20_POL_UND_01) with the result PASS.

And then process the Load Modulation Setup

Parameters:

Power Transfer (VS,OV): In the range between min and max VOV

Carrier frequency (fS,C): Nominal

Load Modulation (Vs,lma): Minimum, Maximum

11-21 rue Hubble
Parc de la Haute borne
59650 Villeneuve d'Ascq – France
+33 320 746 630
smartcards@microprocss.com

Modulation: Nominal

Device Configuration:

Poller: Device Under Test

NFC Forum Reference Device: Listener 1

Jumper Configuration:

Position J3 at position 3 (330 Ω)

Load Modulation (Vs,lma): Minimum

NFC-A _106 Minimal Vs,lma For Listener 1 and Poller 0

Position: 121

Attempt 1

VSet Vs,lma Minimum for Vs,ov = 5.67865

Execute exchange

Using Scenario from Activity 1.1

The scenario is compliant with specifications

The Polling Device under test shall function properly in each test condition.

The Load Modulation Amplitude Reception of the Polling Device under test is compliant.

TC_AN20_POL_NFCA_02.121 (Minimum Vs,ov) passed.

11-21 rue Hubble
Parc de la Haute borne
59650 Villeneuve d'Ascq – France
+33 320 746 630
smartcards@microprossx.com

c. MPLog Traces

Trace 1: C:\Users\MICROPROSS\Desktop\Project\san\TS_MPM3_NFC Forum Analog_v3.2.1\NFC Forum Analog Test Suite\[Default Session] Traces\[_1][J3]TC_AN20_POL_NFCA_02.121 (Minimum Vs,ov)[2020-08-18T150047]\Attempt 1\Trace.mplog

d. Pictures

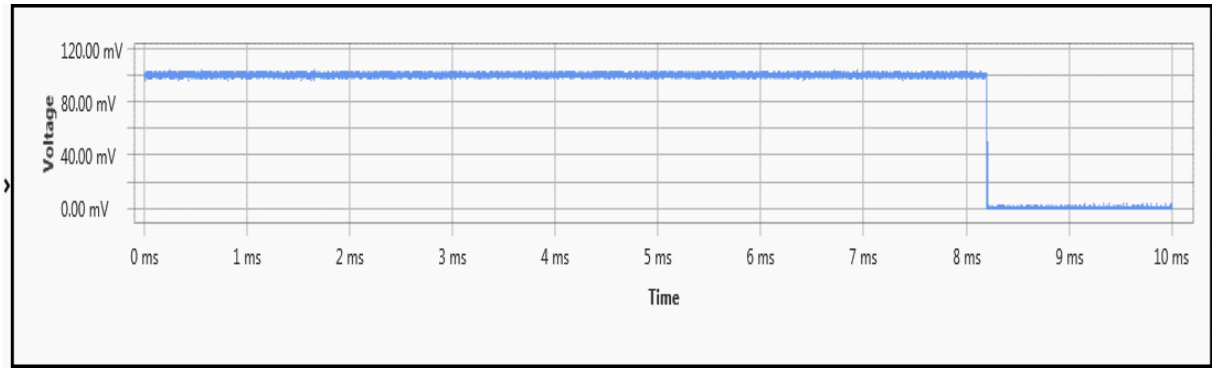

Picture

11-21 rue Hubble
Parc de la Haute borne
59650 Villeneuve d'Ascq – France
+33 320 746 630
smartcards@microprossx.com

112. Test: TC_AN20_POL_NFCA_02.122 (Minimum Vs,ov)

a. Test Case Information

Operator	*Default Operator*
Description	*This test verifies load modulation amplitude reception test. It is needed to have all position of the PowerTransferMeasurement (TC_AN20_POL_UND_01) with the result PASS. And then process the Load Modulation Setup*
Testing Date	*2020-08-18T15:03*
Device Name	*TCL2*
Device Serial Number	*MP3.12.35.20*
Firmware version	*43.0*
Driver version	*1.29*
MPManager version	*3.6.4*
Test case status	*PASSED*

b. Test Log

TC_AN20_POL_NFCA_02.122 (Minimum Vs,ov)

This test verifies load modulation amplitude reception test.

It is needed to have all position of the PowerTransferMeasurement (TC_AN20_POL_UND_01) with the result PASS.

And then process the Load Modulation Setup

Parameters:

Power Transfer (VS,OV): In the range between min and max VOV

Carrier frequency (fS,C): Nominal

Load Modulation (Vs,lma): Minimum, Maximum

11-21 rue Hubble
Parc de la Haute borne
59650 Villeneuve d'Ascq – France
+33 320 746 630
smartcards@microprocss.com

Modulation: Nominal

Device Configuration:

Poller: Device Under Test

NFC Forum Reference Device: Listener 1

Jumper Configuration:

Position J3 at position 3 (330 Ω)

Load Modulation (Vs,lma): Minimum

NFC-A _106 Minimal Vs,lma For Listener 1 and Poller 0

Position: 122

Attempt 1

VSet Vs,lma Minimum for Vs,ov = 5.67865

Execute exchange

Using Scenario from Activity 1.1

The scenario is compliant with specifications

The Polling Device under test shall function properly in each test condition.

The Load Modulation Amplitude Reception of the Polling Device under test is compliant.

TC_AN20_POL_NFCA_02.122 (Minimum Vs,ov) passed.

11-21 rue Hubble
Parc de la Haute borne
59650 Villeneuve d'Ascq – France
+33 320 746 630
smartcards@micropross.com

c. MPLog Traces

Trace 1: C:\Users\MICROPROSS\Desktop\Project\san\TS_MPM3_NFC Forum Analog_v3.2.1\NFC Forum Analog Test Suite\[Default Session] Traces\[_1][J3]TC_AN20_POL_NFCA_02.122 (Minimum Vs,ov)[2020-08-18T150308]\Attempt 1\Trace.mplog

d. Pictures

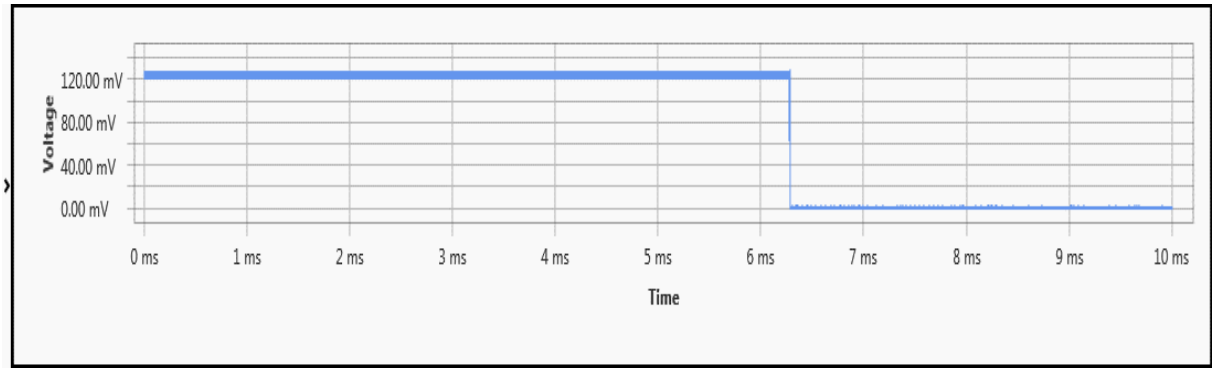

Picture

11-21 rue Hubble
Parc de la Haute borne
59650 Villeneuve d'Ascq – France
+33 320 746 630
smartcards@microprocss.com

113. Test: TC_AN20_POL_NFCA_02.123 (Minimum Vs,ov)

a. Test Case Information

Operator	*Default Operator*
Description	*This test verifies load modulation amplitude reception test. It is needed to have all position of the PowerTransferMeasurement (TC_AN20_POL_UND_01) with the result PASS. And then process the Load Modulation Setup*
Testing Date	*2020-08-18T15:05*
Device Name	*TCL2*
Device Serial Number	*MP3.12.35.20*
Firmware version	*43.0*
Driver version	*1.29*
MPManager version	*3.6.4*
Test case status	*PASSED*

b. Test Log

TC_AN20_POL_NFCA_02.123 (Minimum Vs,ov)

This test verifies load modulation amplitude reception test.

It is needed to have all position of the PowerTransferMeasurement (TC_AN20_POL_UND_01) with the result PASS.

And then process the Load Modulation Setup

Parameters:

Power Transfer (VS,OV): In the range between min and max VOV

Carrier frequency (fS,C): Nominal

Load Modulation (Vs,lma): Minimum, Maximum

11-21 rue Hubble
Parc de la Haute borne
59650 Villeneuve d'Ascq – France
+33 320 746 630
smartcards@microprocss.com

Modulation: Nominal

Device Configuration:

Poller: Device Under Test

NFC Forum Reference Device: Listener 1

Jumper Configuration:

Position J3 at position 3 (330 Ω)

Load Modulation (Vs,lma): Minimum

NFC-A _106 Minimal Vs,lma For Listener 1 and Poller 0

Position: 123

Attempt 1

VSet Vs,lma Minimum for Vs,ov = 5.67865

Execute exchange

Using Scenario from Activity 1.1

The scenario is compliant with specifications

The Polling Device under test shall function properly in each test condition.

The Load Modulation Amplitude Reception of the Polling Device under test is compliant.

TC_AN20_POL_NFCA_02.123 (Minimum Vs,ov) passed.

11-21 rue Hubble
Parc de la Haute borne
59650 Villeneuve d'Ascq – France
+33 320 746 630
smartcards@microprocess.com

c. MPLog Traces

Trace 1: C:\Users\MICROPROSS\Desktop\Project\san\TS_MPM3_NFC Forum Analog_v3.2.1\NFC Forum Analog Test Suite\[Default Session] Traces\[_1][J3]TC_AN20_POL_NFCA_02.123 (Minimum Vs,ov)[2020-08-18T150536]\Attempt 1\Trace.mplog

d. Pictures

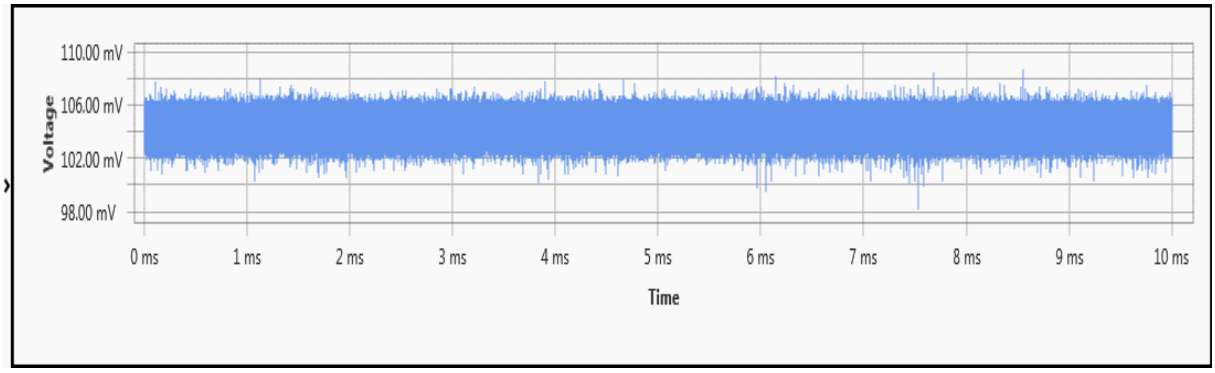

Picture

11-21 rue Hubble
Parc de la Haute borne
59650 Villeneuve d'Ascq – France
+33 320 746 630
smartcards@microprocss.com

114. Test: TC_AN20_POL_NFCA_02.000 (Maximum Vs,ov)

a. Test Case Information

Operator	*Default Operator*
Description	*This test verifies load modulation amplitude reception test. It is needed to have all position of the PowerTransferMeasurement (TC_AN20_POL_UND_01) with the result PASS. And then process the Load Modulation Setup*
Testing Date	*2020-08-18T16:59*
Device Name	*TCL2*
Device Serial Number	*MP3.12.35.20*
Firmware version	*43.0*
Driver version	*1.29*
MPManager version	*3.6.4*
Test case status	*PASSED*

b. Test Log

TC_AN20_POL_NFCA_02.000 (Maximum Vs,ov)

This test verifies load modulation amplitude reception test.

It is needed to have all position of the PowerTransferMeasurement (TC_AN20_POL_UND_01) with the result PASS.

And then process the Load Modulation Setup

Parameters:

Power Transfer (VS,OV): In the range between min and max VOV

Carrier frequency (fS,C): Nominal

Load Modulation (Vs,lma): Minimum, Maximum

11-21 rue Hubble
Parc de la Haute borne
59650 Villeneuve d'Ascq – France
+33 320 746 630
smartcards@microprocss.com

Modulation: Nominal

Device Configuration:

Poller: Device Under Test

NFC Forum Reference Device: Listener 1

Jumper Configuration:

Position J3 at position 1 (820 Ω)

Load Modulation (Vs,lma): Maximum

NFC-A_106 Maximal Vs,lma For Listener 1 and Poller 0

Position: 000

Attempt 1

VSet Vs,lma Maximum for Vs,ov = 6.90993

Execute exchange

Using Scenario from Activity 1.1

The scenario is compliant with specifications

The Polling Device under test shall function properly in each test condition.

The Load Modulation Amplitude Reception of the Polling Device under test is compliant.

TC_AN20_POL_NFCA_02.000 (Maximum Vs,ov) passed.

11-21 rue Hubble
Parc de la Haute borne
59650 Villeneuve d'Ascq – France
+33 320 746 630
smartcards@microprossx.com

c. MPLog Traces

Trace 1: C:\Users\MICROPROSS\Desktop\Project\san\TS_MPM3_NFC Forum Analog_v3.2.1\NFC Forum Analog Test Suite\[Default Session] Traces\[_1][J1]TC_AN20_POL_NFCA_02.000 (Maximum Vs,ov)[2020-08-18T165908]\Attempt 1\Trace.mplog

d. Pictures

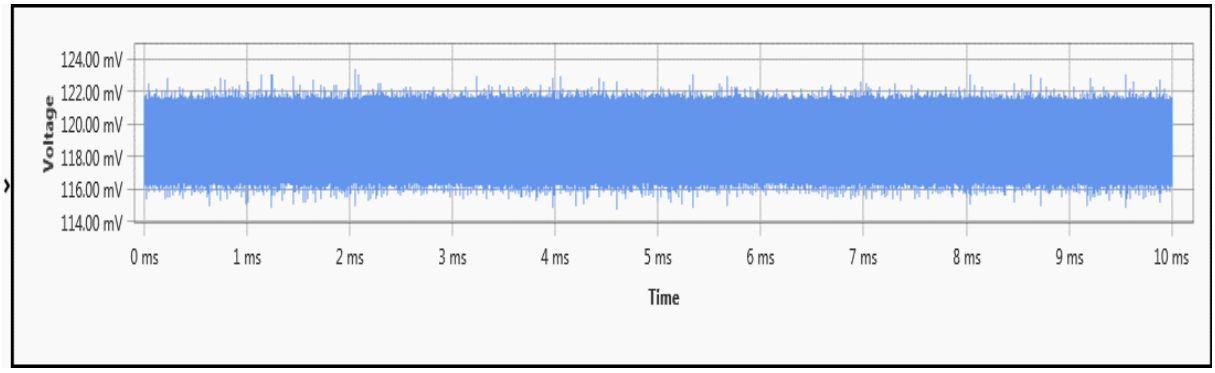

Picture

11-21 rue Hubble
Parc de la Haute borne
59650 Villeneuve d'Ascq – France
+33 320 746 630
smartcards@microprossx.com

115. Test: TC_AN20_POL_NFCA_02.010 (Maximum Vs,ov)

a. Test Case Information

Operator	*Default Operator*
Description	*This test verifies load modulation amplitude reception test. It is needed to have all position of the PowerTransferMeasurement (TC_AN20_POL_UND_01) with the result PASS. And then process the Load Modulation Setup*
Testing Date	*2020-08-18T14:34*
Device Name	*TCL2*
Device Serial Number	*MP3.12.35.20*
Firmware version	*43.0*
Driver version	*1.29*
MPManager version	*3.6.4*
Test case status	*PASSED*

b. Test Log

TC_AN20_POL_NFCA_02.010 (Maximum Vs,ov)

This test verifies load modulation amplitude reception test.

It is needed to have all position of the PowerTransferMeasurement (TC_AN20_POL_UND_01) with the result PASS.

And then process the Load Modulation Setup

Parameters:

Power Transfer (VS,OV): In the range between min and max VOV

Carrier frequency (fS,C): Nominal

Load Modulation (Vs,lma): Minimum, Maximum

11-21 rue Hubble
Parc de la Haute borne
59650 Villeneuve d'Ascq – France
+33 320 746 630
smartcards@microprocss.com

Modulation: Nominal

Device Configuration:

Poller: Device Under Test

NFC Forum Reference Device: Listener 1

Jumper Configuration:

Position J3 at position 1 (820 Ω)

Load Modulation (Vs,lma): Maximum

NFC-A_106 Maximal Vs,lma For Listener 1 and Poller 0

Position: 010

Attempt 1

VSet Vs,lma Maximum for Vs,ov = 6.90993

Execute exchange

Using Scenario from Activity 1.1

The scenario is compliant with specifications

The Polling Device under test shall function properly in each test condition.

The Load Modulation Amplitude Reception of the Polling Device under test is compliant.

TC_AN20_POL_NFCA_02.010 (Maximum Vs,ov) passed.

11-21 rue Hubble
Parc de la Haute borne
59650 Villeneuve d'Ascq – France
+33 320 746 630
smartcards@microprossx.com

c. MPLog Traces

Trace 1: C:\Users\MICROPROSS\Desktop\Project\san\TS_MPM3_NFC Forum Analog_v3.2.1\NFC Forum Analog Test Suite\[Default Session] Traces\[_1][J1]TC_AN20_POL_NFCA_02.010 (Maximum Vs,ov)[2020-08-18T143434]\Attempt 1\Trace.mplog

d. Pictures

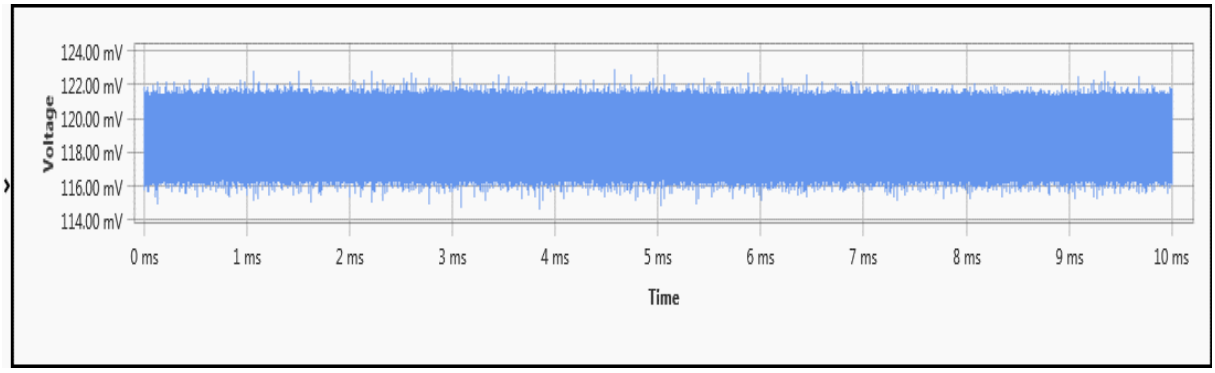

Picture

11-21 rue Hubble
Parc de la Haute borne
59650 Villeneuve d'Ascq – France
+33 320 746 630
smartcards@microprocss.com

116. Test: TC_AN20_POL_NFCA_02.011 (Maximum Vs,ov)

a. Test Case Information

Operator	*Default Operator*
Description	*This test verifies load modulation amplitude reception test. It is needed to have all position of the PowerTransferMeasurement (TC_AN20_POL_UND_01) with the result PASS. And then process the Load Modulation Setup*
Testing Date	*2020-08-18T14:36*
Device Name	*TCL2*
Device Serial Number	*MP3.12.35.20*
Firmware version	*43.0*
Driver version	*1.29*
MPManager version	*3.6.4*
Test case status	*PASSED*

b. Test Log

TC_AN20_POL_NFCA_02.011 (Maximum Vs,ov)

This test verifies load modulation amplitude reception test.

It is needed to have all position of the PowerTransferMeasurement (TC_AN20_POL_UND_01) with the result PASS.

And then process the Load Modulation Setup

Parameters:

Power Transfer (VS,OV): In the range between min and max VOV

Carrier frequency (fS,C): Nominal

Load Modulation (Vs,lma): Minimum, Maximum

11-21 rue Hubble
Parc de la Haute borne
59650 Villeneuve d'Ascq – France
+33 320 746 630
smartcards@microprocss.com

Modulation: Nominal

Device Configuration:

Poller: Device Under Test

NFC Forum Reference Device: Listener 1

Jumper Configuration:

Position J3 at position 1 (820 Ω)

Load Modulation (Vs,lma): Maximum

NFC-A_106 Maximal Vs,lma For Listener 1 and Poller 0

Position: 011

Attempt 1

VSet Vs,lma Maximum for Vs,ov = 6.90993

Execute exchange

Using Scenario from Activity 1.1

The scenario is compliant with specifications

The Polling Device under test shall function properly in each test condition.

The Load Modulation Amplitude Reception of the Polling Device under test is compliant.

TC_AN20_POL_NFCA_02.011 (Maximum Vs,ov) passed.

11-21 rue Hubble
Parc de la Haute borne
59650 Villeneuve d'Ascq – France
+33 320 746 630
smartcards@microprossss.com

c. MPLog Traces

Trace 1: C:\Users\MICROPROSS\Desktop\Project\san\TS_MPM3_NFC Forum Analog_v3.2.1\NFC Forum Analog Test Suite\[Default Session] Traces\[_1][J1]TC_AN20_POL_NFCA_02.011 (Maximum Vs,ov)[2020-08-18T143652]\Attempt 1\Trace.mplog

d. Pictures

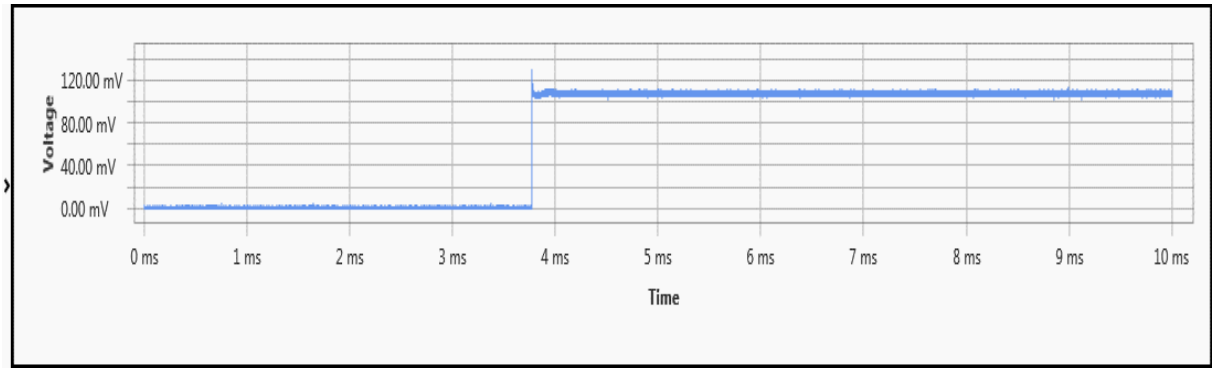

Picture

11-21 rue Hubble
Parc de la Haute borne
59650 Villeneuve d'Ascq – France
+33 320 746 630
smartcards@microprocss.com

117. Test: TC_AN20_POL_NFCA_02.012 (Maximum Vs,ov)

a. Test Case Information

Operator	*Default Operator*
Description	*This test verifies load modulation amplitude reception test. It is needed to have all position of the PowerTransferMeasurement (TC_AN20_POL_UND_01) with the result PASS. And then process the Load Modulation Setup*
Testing Date	*2020-08-18T14:39*
Device Name	*TCL2*
Device Serial Number	*MP3.12.35.20*
Firmware version	*43.0*
Driver version	*1.29*
MPManager version	*3.6.4*
Test case status	*PASSED*

b. Test Log

TC_AN20_POL_NFCA_02.012 (Maximum Vs,ov)

This test verifies load modulation amplitude reception test.

It is needed to have all position of the PowerTransferMeasurement (TC_AN20_POL_UND_01) with the result PASS.

And then process the Load Modulation Setup

Parameters:

Power Transfer (VS,OV): In the range between min and max VOV

Carrier frequency (fS,C): Nominal

Load Modulation (Vs,lma): Minimum, Maximum

11-21 rue Hubble
Parc de la Haute borne
59650 Villeneuve d'Ascq – France
+33 320 746 630
smartcards@microprocss.com

Modulation: Nominal

Device Configuration:

Poller: Device Under Test

NFC Forum Reference Device: Listener 1

Jumper Configuration:

Position J3 at position 1 (820 Ω)

Load Modulation (Vs,lma): Maximum

NFC-A_106 Maximal Vs,lma For Listener 1 and Poller 0

Position: 012

Attempt 1

VSet Vs,lma Maximum for Vs,ov = 6.90993

Execute exchange

Using Scenario from Activity 1.1

The scenario is compliant with specifications

The Polling Device under test shall function properly in each test condition.

The Load Modulation Amplitude Reception of the Polling Device under test is compliant.

TC_AN20_POL_NFCA_02.012 (Maximum Vs,ov) passed.

11-21 rue Hubble
Parc de la Haute borne
59650 Villeneuve d'Ascq – France
+33 320 746 630
smartcards@micropross.com

c. MPLog Traces

Trace 1: C:\Users\MICROPROSS\Desktop\Project\san\TS_MPM3_NFC Forum Analog_v3.2.1\NFC Forum Analog Test Suite\[Default Session] Traces\[_1][J1]TC_AN20_POL_NFCA_02.012 (Maximum Vs,ov)[2020-08-18T143913]\Attempt 1\Trace.mplog

d. Pictures

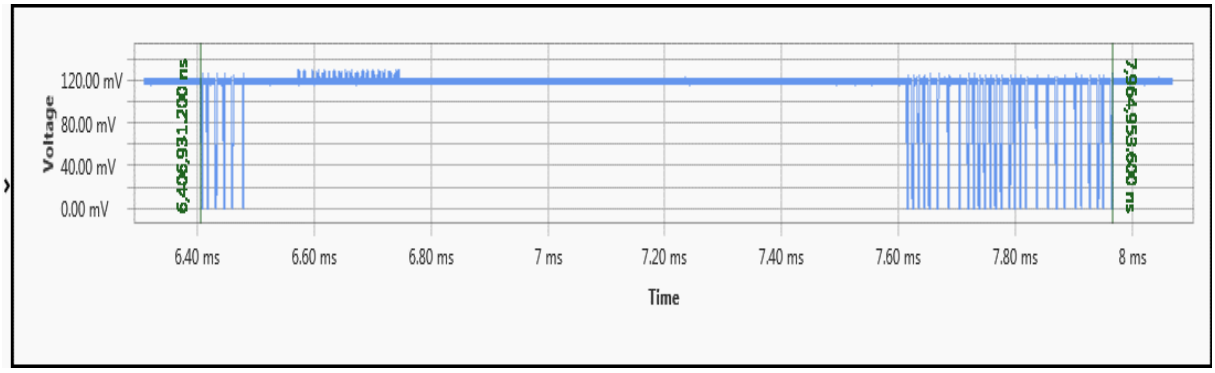

Picture

11-21 rue Hubble
Parc de la Haute borne
59650 Villeneuve d'Ascq – France
+33 320 746 630
smartcards@microprocss.com

118. Test: TC_AN20_POL_NFCA_02.013 (Maximum Vs,ov)

a. Test Case Information

Operator	*Default Operator*
Description	*This test verifies load modulation amplitude reception test. It is needed to have all position of the PowerTransferMeasurement (TC_AN20_POL_UND_01) with the result PASS. And then process the Load Modulation Setup*
Testing Date	*2020-08-18T14:41*
Device Name	*TCL2*
Device Serial Number	*MP3.12.35.20*
Firmware version	*43.0*
Driver version	*1.29*
MPManager version	*3.6.4*
Test case status	*PASSED*

b. Test Log

TC_AN20_POL_NFCA_02.013 (Maximum Vs,ov)

This test verifies load modulation amplitude reception test.

It is needed to have all position of the PowerTransferMeasurement (TC_AN20_POL_UND_01) with the result PASS.

And then process the Load Modulation Setup

Parameters:

Power Transfer (VS,OV): In the range between min and max VOV

Carrier frequency (fS,C): Nominal

Load Modulation (Vs,lma): Minimum, Maximum

11-21 rue Hubble
Parc de la Haute borne
59650 Villeneuve d'Ascq – France
+33 320 746 630
smartcards@microprocss.com

Modulation: Nominal

Device Configuration:

Poller: Device Under Test

NFC Forum Reference Device: Listener 1

Jumper Configuration:

Position J3 at position 1 (820 Ω)

Load Modulation (Vs,lma): Maximum

NFC-A_106 Maximal Vs,lma For Listener 1 and Poller 0

Position: 013

Attempt 1

VSet Vs,lma Maximum for Vs,ov = 6.90993

Execute exchange

Using Scenario from Activity 1.1

The scenario is compliant with specifications

The Polling Device under test shall function properly in each test condition.

The Load Modulation Amplitude Reception of the Polling Device under test is compliant.

TC_AN20_POL_NFCA_02.013 (Maximum Vs,ov) passed.

11-21 rue Hubble
Parc de la Haute borne
59650 Villeneuve d'Ascq – France
+33 320 746 630
smartcards@microprocss.com

c. MPLog Traces

Trace 1: C:\Users\MICROPROSS\Desktop\Project\san\TS_MPM3_NFC Forum Analog_v3.2.1\NFC Forum Analog Test Suite\[Default Session] Traces\[_1][J1]TC_AN20_POL_NFCA_02.013 (Maximum Vs,ov)[2020-08-18T144119]\Attempt 1\Trace.mplog

d. Pictures

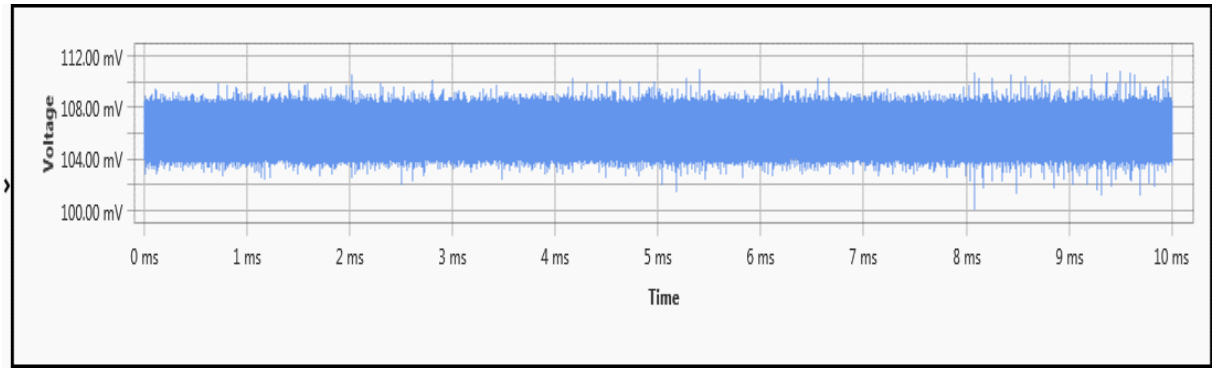

Picture

11-21 rue Hubble
Parc de la Haute borne
59650 Villeneuve d'Ascq – France
+33 320 746 630
smartcards@microprocss.com

119. Test: TC_AN20_POL_NFCA_02.100 (Maximum Vs,ov)

a. Test Case Information

Operator	*Default Operator*
Description	*This test verifies load modulation amplitude reception test. It is needed to have all position of the PowerTransferMeasurement (TC_AN20_POL_UND_01) with the result PASS. And then process the Load Modulation Setup*
Testing Date	*2020-08-18T14:45*
Device Name	*TCL2*
Device Serial Number	*MP3.12.35.20*
Firmware version	*43.0*
Driver version	*1.29*
MPManager version	*3.6.4*
Test case status	*PASSED*

b. Test Log

TC_AN20_POL_NFCA_02.100 (Maximum Vs,ov)

This test verifies load modulation amplitude reception test.

It is needed to have all position of the PowerTransferMeasurement (TC_AN20_POL_UND_01) with the result PASS.

And then process the Load Modulation Setup

Parameters:

Power Transfer (VS,OV): In the range between min and max VOV

Carrier frequency (fS,C): Nominal

Load Modulation (Vs,lma): Minimum, Maximum

11-21 rue Hubble
Parc de la Haute borne
59650 Villeneuve d'Ascq – France
+33 320 746 630
smartcards@microprocess.com

Modulation: Nominal

Device Configuration:

Poller: Device Under Test

NFC Forum Reference Device: Listener 1

Jumper Configuration:

Position J3 at position 1 (820 Ω)

Load Modulation (Vs,lma): Maximum

NFC-A_106 Maximal Vs,lma For Listener 1 and Poller 0

Position: 100

Attempt 1

VSet Vs,lma Maximum for Vs,ov = 6.90993

Execute exchange

Using Scenario from Activity 1.1

The scenario is compliant with specifications

The Polling Device under test shall function properly in each test condition.

The Load Modulation Amplitude Reception of the Polling Device under test is compliant.

TC_AN20_POL_NFCA_02.100 (Maximum Vs,ov) passed.

11-21 rue Hubble
Parc de la Haute borne
59650 Villeneuve d'Ascq – France
+33 320 746 630
smartcards@microprocess.com

c. MPLog Traces

Trace 1: C:\Users\MICROPROSS\Desktop\Project\san\TS_MPM3_NFC Forum Analog_v3.2.1\NFC Forum Analog Test Suite\[Default Session] Traces\[_1][J1]TC_AN20_POL_NFCA_02.100 (Maximum Vs,ov)[2020-08-18T144523]\Attempt 1\Trace.mplog

d. Pictures

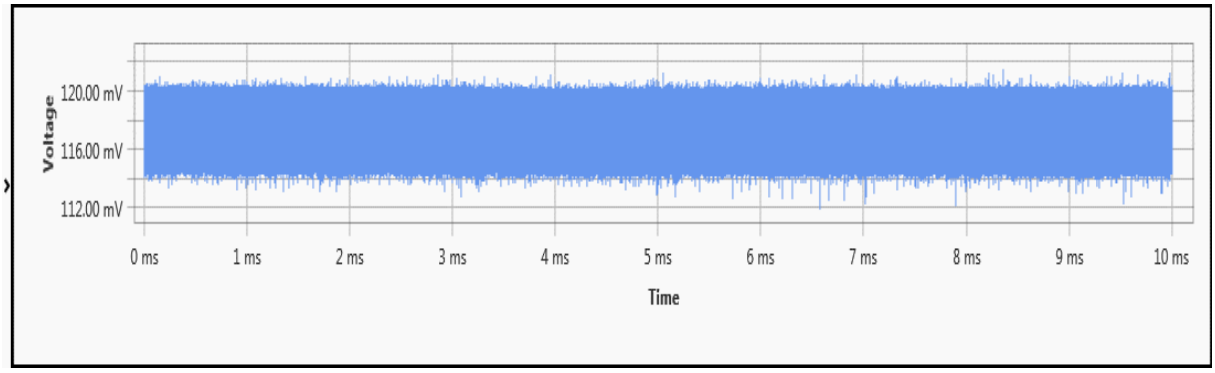

Picture

11-21 rue Hubble
Parc de la Haute borne
59650 Villeneuve d'Ascq – France
+33 320 746 630
smartcards@microprocss.com

120. Test: TC_AN20_POL_NFCA_02.110 (Maximum Vs,ov)

a. Test Case Information

Operator	*Default Operator*
Description	*This test verifies load modulation amplitude reception test. It is needed to have all position of the PowerTransferMeasurement (TC_AN20_POL_UND_01) with the result PASS. And then process the Load Modulation Setup*
Testing Date	*2020-08-18T14:47*
Device Name	*TCL2*
Device Serial Number	*MP3.12.35.20*
Firmware version	*43.0*
Driver version	*1.29*
MPManager version	*3.6.4*
Test case status	*PASSED*

b. Test Log

TC_AN20_POL_NFCA_02.110 (Maximum Vs,ov)

This test verifies load modulation amplitude reception test.

It is needed to have all position of the PowerTransferMeasurement (TC_AN20_POL_UND_01) with the result PASS.

And then process the Load Modulation Setup

Parameters:

Power Transfer (VS,OV): In the range between min and max VOV

Carrier frequency (fS,C): Nominal

Load Modulation (Vs,lma): Minimum, Maximum

11-21 rue Hubble
Parc de la Haute borne
59650 Villeneuve d'Ascq – France
+33 320 746 630
smartcards@microprocess.com

Modulation: Nominal

Device Configuration:

Poller: Device Under Test

NFC Forum Reference Device: Listener 1

Jumper Configuration:

Position J3 at position 1 (820 Ω)

Load Modulation (Vs,lma): Maximum

NFC-A_106 Maximal Vs,lma For Listener 1 and Poller 0

Position: 110

Attempt 1

VSet Vs,lma Maximum for Vs,ov = 6.90993

Execute exchange

Using Scenario from Activity 1.1

The scenario is compliant with specifications

The Polling Device under test shall function properly in each test condition.

The Load Modulation Amplitude Reception of the Polling Device under test is compliant.

TC_AN20_POL_NFCA_02.110 (Maximum Vs,ov) passed.

11-21 rue Hubble
Parc de la Haute borne
59650 Villeneuve d'Ascq – France
+33 320 746 630
smartcards@microprocess.com

c. MPLog Traces

Trace 1: C:\Users\MICROPROSS\Desktop\Project\san\TS_MPM3_NFC Forum Analog_v3.2.1\NFC Forum Analog Test Suite\[Default Session] Traces\[_1][J1]TC_AN20_POL_NFCA_02.110 (Maximum Vs,ov)[2020-08-18T144736]\Attempt 1\Trace.mplog

d. Pictures

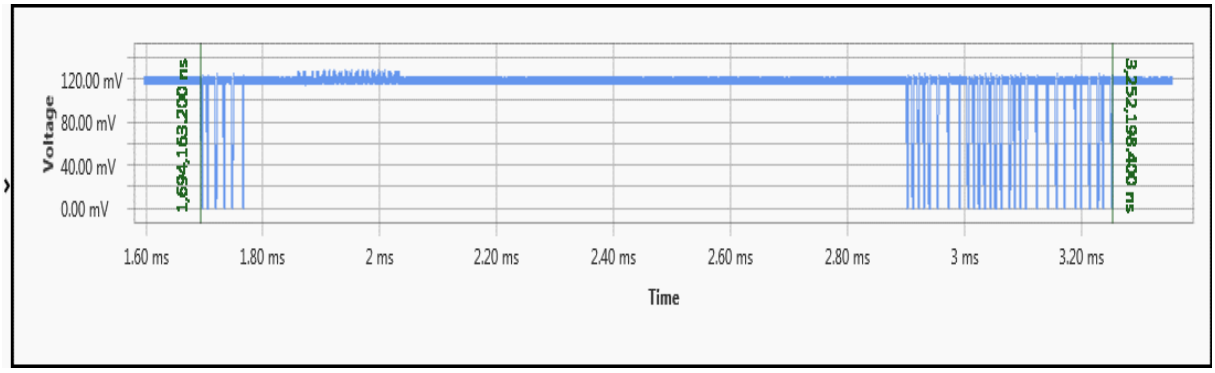

Picture

11-21 rue Hubble
Parc de la Haute borne
59650 Villeneuve d'Ascq – France
+33 320 746 630
smartcards@microprocss.com

121. Test: TC_AN20_POL_NFCA_02.111 (Maximum Vs,ov)

a. Test Case Information

Operator	*Default Operator*
Description	*This test verifies load modulation amplitude reception test. It is needed to have all position of the PowerTransferMeasurement (TC_AN20_POL_UND_01) with the result PASS. And then process the Load Modulation Setup*
Testing Date	*2020-08-18T14:50*
Device Name	*TCL2*
Device Serial Number	*MP3.12.35.20*
Firmware version	*43.0*
Driver version	*1.29*
MPManager version	*3.6.4*
Test case status	*PASSED*

b. Test Log

TC_AN20_POL_NFCA_02.111 (Maximum Vs,ov)

This test verifies load modulation amplitude reception test.

It is needed to have all position of the PowerTransferMeasurement (TC_AN20_POL_UND_01) with the result PASS.

And then process the Load Modulation Setup

Parameters:

Power Transfer (VS,OV): In the range between min and max VOV

Carrier frequency (fS,C): Nominal

Load Modulation (Vs,lma): Minimum, Maximum

11-21 rue Hubble
Parc de la Haute borne
59650 Villeneuve d'Ascq – France
+33 320 746 630
smartcards@microprocss.com

Modulation: Nominal

Device Configuration:

Poller: Device Under Test

NFC Forum Reference Device: Listener 1

Jumper Configuration:

Position J3 at position 1 (820 Ω)

Load Modulation (Vs,lma): Maximum

NFC-A_106 Maximal Vs,lma For Listener 1 and Poller 0

Position: 111

Attempt 1

VSet Vs,lma Maximum for Vs,ov = 6.90993

Execute exchange

Using Scenario from Activity 1.1

The scenario is compliant with specifications

The Polling Device under test shall function properly in each test condition.

The Load Modulation Amplitude Reception of the Polling Device under test is compliant.

TC_AN20_POL_NFCA_02.111 (Maximum Vs,ov) passed.

11-21 rue Hubble
Parc de la Haute borne
59650 Villeneuve d'Ascq – France
+33 320 746 630
smartcards@microprocss.com

c. MPLog Traces

Trace 1: C:\Users\MICROPROSS\Desktop\Project\san\TS_MPM3_NFC Forum Analog_v3.2.1\NFC Forum Analog Test Suite\[Default Session] Traces\[_1][J1]TC_AN20_POL_NFCA_02.111 (Maximum Vs,ov)[2020-08-18T145014]\Attempt 1\Trace.mplog

d. Pictures

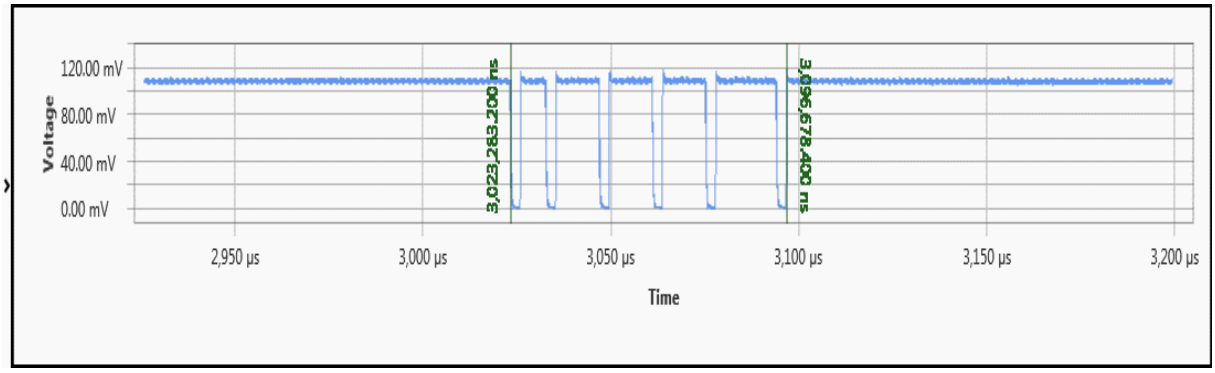

Picture

11-21 rue Hubble
Parc de la Haute borne
59650 Villeneuve d'Ascq – France
+33 320 746 630
smartcards@microprocss.com

122. Test: TC_AN20_POL_NFCA_02.112 (Maximum Vs,ov)

a. Test Case Information

Operator	*Default Operator*
Description	*This test verifies load modulation amplitude reception test. It is needed to have all position of the PowerTransferMeasurement (TC_AN20_POL_UND_01) with the result PASS. And then process the Load Modulation Setup*
Testing Date	*2020-08-18T14:52*
Device Name	*TCL2*
Device Serial Number	*MP3.12.35.20*
Firmware version	*43.0*
Driver version	*1.29*
MPManager version	*3.6.4*
Test case status	*PASSED*

b. Test Log

TC_AN20_POL_NFCA_02.112 (Maximum Vs,ov)

This test verifies load modulation amplitude reception test.

It is needed to have all position of the PowerTransferMeasurement (TC_AN20_POL_UND_01) with the result PASS.

And then process the Load Modulation Setup

Parameters:

Power Transfer (VS,OV): In the range between min and max VOV

Carrier frequency (fS,C): Nominal

Load Modulation (Vs,lma): Minimum, Maximum

11-21 rue Hubble
Parc de la Haute borne
59650 Villeneuve d'Ascq – France
+33 320 746 630
smartcards@microprocess.com

Modulation: Nominal

Device Configuration:

Poller: Device Under Test

NFC Forum Reference Device: Listener 1

Jumper Configuration:

Position J3 at position 1 (820 Ω)

Load Modulation (Vs,lma): Maximum

NFC-A_106 Maximal Vs,lma For Listener 1 and Poller 0

Position: 112

Attempt 1

VSet Vs,lma Maximum for Vs,ov = 6.90993

Execute exchange

Using Scenario from Activity 1.1

The scenario is compliant with specifications

The Polling Device under test shall function properly in each test condition.

The Load Modulation Amplitude Reception of the Polling Device under test is compliant.

TC_AN20_POL_NFCA_02.112 (Maximum Vs,ov) passed.

11-21 rue Hubble
Parc de la Haute borne
59650 Villeneuve d'Ascq – France
+33 320 746 630
smartcards@microprossx.com

c. MPLog Traces

Trace 1: C:\Users\MICROPROSS\Desktop\Project\san\TS_MPM3_NFC Forum Analog_v3.2.1\NFC Forum Analog Test Suite\[Default Session] Traces\[_1][J1]TC_AN20_POL_NFCA_02.112 (Maximum Vs,ov)[2020-08-18T145222]\Attempt 1\Trace.mplog

d. Pictures

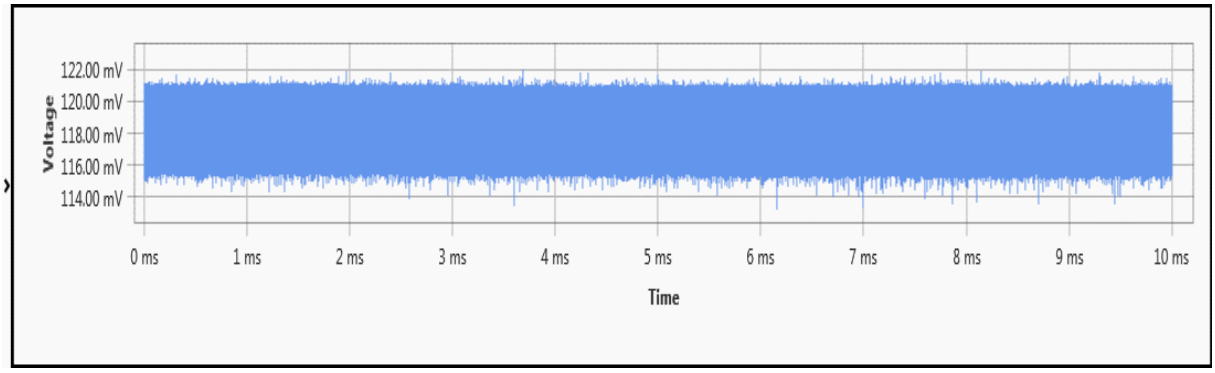

Picture

11-21 rue Hubble
Parc de la Haute borne
59650 Villeneuve d'Ascq – France
+33 320 746 630
smartcards@microprocss.com

123. Test: TC_AN20_POL_NFCA_02.113 (Maximum Vs,ov)

a. Test Case Information

Operator	*Default Operator*
Description	*This test verifies load modulation amplitude reception test. It is needed to have all position of the PowerTransferMeasurement (TC_AN20_POL_UND_01) with the result PASS. And then process the Load Modulation Setup*
Testing Date	*2020-08-18T14:54*
Device Name	*TCL2*
Device Serial Number	*MP3.12.35.20*
Firmware version	*43.0*
Driver version	*1.29*
MPManager version	*3.6.4*
Test case status	*PASSED*

b. Test Log

TC_AN20_POL_NFCA_02.113 (Maximum Vs,ov)

This test verifies load modulation amplitude reception test.

It is needed to have all position of the PowerTransferMeasurement (TC_AN20_POL_UND_01) with the result PASS.

And then process the Load Modulation Setup

Parameters:

Power Transfer (VS,OV): In the range between min and max VOV

Carrier frequency (fS,C): Nominal

Load Modulation (Vs,lma): Minimum, Maximum

11-21 rue Hubble
Parc de la Haute borne
59650 Villeneuve d'Ascq – France
+33 320 746 630
smartcards@microprocss.com

Modulation: Nominal

Device Configuration:

Poller: Device Under Test

NFC Forum Reference Device: Listener 1

Jumper Configuration:

Position J3 at position 1 (820 Ω)

Load Modulation (Vs,lma): Maximum

NFC-A_106 Maximal Vs,lma For Listener 1 and Poller 0

Position: 113

Attempt 1

VSet Vs,lma Maximum for Vs,ov = 6.90993

Execute exchange

Using Scenario from Activity 1.1

The scenario is compliant with specifications

The Polling Device under test shall function properly in each test condition.

The Load Modulation Amplitude Reception of the Polling Device under test is compliant.

TC_AN20_POL_NFCA_02.113 (Maximum Vs,ov) passed.

11-21 rue Hubble
Parc de la Haute borne
59650 Villeneuve d'Ascq – France
+33 320 746 630
smartcards@microprocess.com

c. MPLog Traces

Trace 1: C:\Users\MICROPROSS\Desktop\Project\san\TS_MPM3_NFC Forum Analog_v3.2.1\NFC Forum Analog Test Suite\[Default Session] Traces\[_1][J1]TC_AN20_POL_NFCA_02.113 (Maximum Vs,ov)[2020-08-18T145441]\Attempt 1\Trace.mplog

d. Pictures

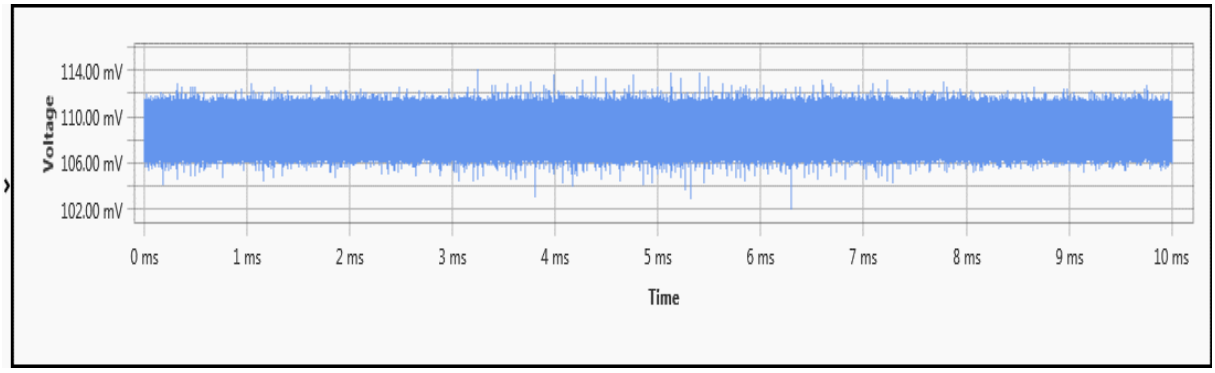

Picture

11-21 rue Hubble
Parc de la Haute borne
59650 Villeneuve d'Ascq – France
+33 320 746 630
smartcards@microprocss.com

124. Test: TC_AN20_POL_NFCA_02.120 (Maximum Vs,ov)

a. Test Case Information

Operator	*Default Operator*
Description	*This test verifies load modulation amplitude reception test. It is needed to have all position of the PowerTransferMeasurement (TC_AN20_POL_UND_01) with the result PASS. And then process the Load Modulation Setup*
Testing Date	*2020-08-18T14:57*
Device Name	*TCL2*
Device Serial Number	*MP3.12.35.20*
Firmware version	*43.0*
Driver version	*1.29*
MPManager version	*3.6.4*
Test case status	*PASSED*

b. Test Log

TC_AN20_POL_NFCA_02.120 (Maximum Vs,ov)

This test verifies load modulation amplitude reception test.

It is needed to have all position of the PowerTransferMeasurement (TC_AN20_POL_UND_01) with the result PASS.

And then process the Load Modulation Setup

Parameters:

Power Transfer (VS,OV): In the range between min and max VOV

Carrier frequency (fS,C): Nominal

Load Modulation (Vs,lma): Minimum, Maximum

11-21 rue Hubble
Parc de la Haute borne
59650 Villeneuve d'Ascq – France
+33 320 746 630
smartcards@microprocss.com

Modulation: Nominal

Device Configuration:

Poller: Device Under Test

NFC Forum Reference Device: Listener 1

Jumper Configuration:

Position J3 at position 1 (820 Ω)

Load Modulation (Vs,lma): Maximum

NFC-A_106 Maximal Vs,lma For Listener 1 and Poller 0

Position: 120

Attempt 1

VSet Vs,lma Maximum for Vs,ov = 6.90993

Execute exchange

Using Scenario from Activity 1.1

The scenario is compliant with specifications

The Polling Device under test shall function properly in each test condition.

The Load Modulation Amplitude Reception of the Polling Device under test is compliant.

TC_AN20_POL_NFCA_02.120 (Maximum Vs,ov) passed.

11-21 rue Hubble
Parc de la Haute borne
59650 Villeneuve d'Ascq – France
+33 320 746 630
smartcards@microprocss.com

c. MPLog Traces

Trace 1: C:\Users\MICROPROSS\Desktop\Project\san\TS_MPM3_NFC Forum Analog_v3.2.1\NFC Forum Analog Test Suite\[Default Session] Traces\[_1][J1]TC_AN20_POL_NFCA_02.120 (Maximum Vs,ov)[2020-08-18T145741]\Attempt 1\Trace.mplog

d. Pictures

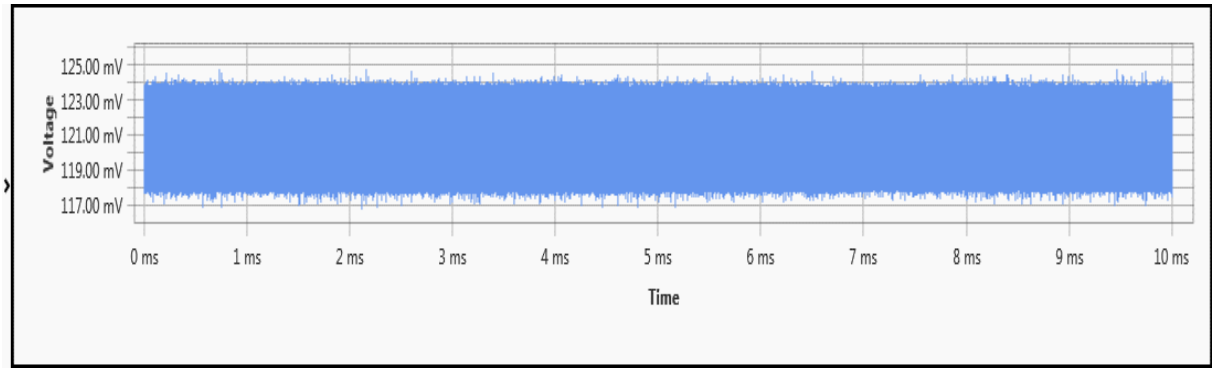

Picture

11-21 rue Hubble
Parc de la Haute borne
59650 Villeneuve d'Ascq – France
+33 320 746 630
smartcards@microprocss.com

125. Test: TC_AN20_POL_NFCA_02.121 (Maximum Vs,ov)

a. Test Case Information

Operator	*Default Operator*
Description	*This test verifies load modulation amplitude reception test. It is needed to have all position of the PowerTransferMeasurement (TC_AN20_POL_UND_01) with the result PASS. And then process the Load Modulation Setup*
Testing Date	*2020-08-18T15:00*
Device Name	*TCL2*
Device Serial Number	*MP3.12.35.20*
Firmware version	*43.0*
Driver version	*1.29*
MPManager version	*3.6.4*
Test case status	*PASSED*

b. Test Log

TC_AN20_POL_NFCA_02.121 (Maximum Vs,ov)

This test verifies load modulation amplitude reception test.

It is needed to have all position of the PowerTransferMeasurement (TC_AN20_POL_UND_01) with the result PASS.

And then process the Load Modulation Setup

Parameters:

Power Transfer (VS,OV): In the range between min and max VOV

Carrier frequency (fS,C): Nominal

Load Modulation (Vs,lma): Minimum, Maximum

11-21 rue Hubble
Parc de la Haute borne
59650 Villeneuve d'Ascq – France
+33 320 746 630
smartcards@microprocss.com

Modulation: Nominal

Device Configuration:

Poller: Device Under Test

NFC Forum Reference Device: Listener 1

Jumper Configuration:

Position J3 at position 1 (820 Ω)

Load Modulation (Vs,lma): Maximum

NFC-A_106 Maximal Vs,lma For Listener 1 and Poller 0

Position: 121

Attempt 1

VSet Vs,lma Maximum for Vs,ov = 6.90993

Execute exchange

Using Scenario from Activity 1.1

The scenario is compliant with specifications

The Polling Device under test shall function properly in each test condition.

The Load Modulation Amplitude Reception of the Polling Device under test is compliant.

TC_AN20_POL_NFCA_02.121 (Maximum Vs,ov) passed.

11-21 rue Hubble
Parc de la Haute borne
59650 Villeneuve d'Ascq – France
+33 320 746 630
smartcards@microprossx.com

c. MPLog Traces

Trace 1: C:\Users\MICROPROSS\Desktop\Project\san\TS_MPM3_NFC Forum Analog_v3.2.1\NFC Forum Analog Test Suite\[Default Session] Traces\[_1][J1]TC_AN20_POL_NFCA_02.121 (Maximum Vs,ov)[2020-08-18T150018]\Attempt 1\Trace.mplog

d. Pictures

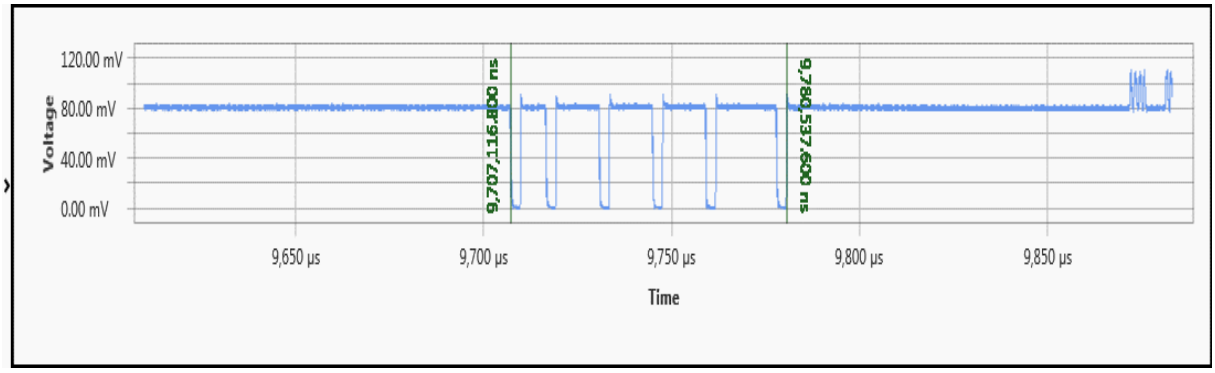

Picture

11-21 rue Hubble
Parc de la Haute borne
59650 Villeneuve d'Ascq – France
+33 320 746 630
smartcards@microprocss.com

126. Test: TC_AN20_POL_NFCA_02.122 (Maximum Vs,ov)

a. Test Case Information

Operator	*Default Operator*
Description	*This test verifies load modulation amplitude reception test. It is needed to have all position of the PowerTransferMeasurement (TC_AN20_POL_UND_01) with the result PASS. And then process the Load Modulation Setup*
Testing Date	*2020-08-18T15:02*
Device Name	*TCL2*
Device Serial Number	*MP3.12.35.20*
Firmware version	*43.0*
Driver version	*1.29*
MPManager version	*3.6.4*
Test case status	*PASSED*

b. Test Log

TC_AN20_POL_NFCA_02.122 (Maximum Vs,ov)

This test verifies load modulation amplitude reception test.

It is needed to have all position of the PowerTransferMeasurement (TC_AN20_POL_UND_01) with the result PASS.

And then process the Load Modulation Setup

Parameters:

Power Transfer (VS,OV): In the range between min and max VOV

Carrier frequency (fS,C): Nominal

Load Modulation (Vs,lma): Minimum, Maximum

11-21 rue Hubble
Parc de la Haute borne
59650 Villeneuve d'Ascq – France
+33 320 746 630
smartcards@microprocess.com

Modulation: Nominal

Device Configuration:

Poller: Device Under Test

NFC Forum Reference Device: Listener 1

Jumper Configuration:

Position J3 at position 1 (820 Ω)

Load Modulation (Vs,lma): Maximum

NFC-A_106 Maximal Vs,lma For Listener 1 and Poller 0

Position: 122

Attempt 1

VSet Vs,lma Maximum for Vs,ov = 6.90993

Execute exchange

Using Scenario from Activity 1.1

The scenario is compliant with specifications

The Polling Device under test shall function properly in each test condition.

The Load Modulation Amplitude Reception of the Polling Device under test is compliant.

TC_AN20_POL_NFCA_02.122 (Maximum Vs,ov) passed.

11-21 rue Hubble
Parc de la Haute borne
59650 Villeneuve d'Ascq – France
+33 320 746 630
smartcards@microprocss.com

c. MPLog Traces

Trace 1: C:\Users\MICROPROSS\Desktop\Project\san\TS_MPM3_NFC Forum Analog_v3.2.1\NFC Forum Analog Test Suite\[Default Session] Traces\[_1][J1]TC_AN20_POL_NFCA_02.122 (Maximum Vs,ov)[2020-08-18T150241]\Attempt 1\Trace.mplog

d. Pictures

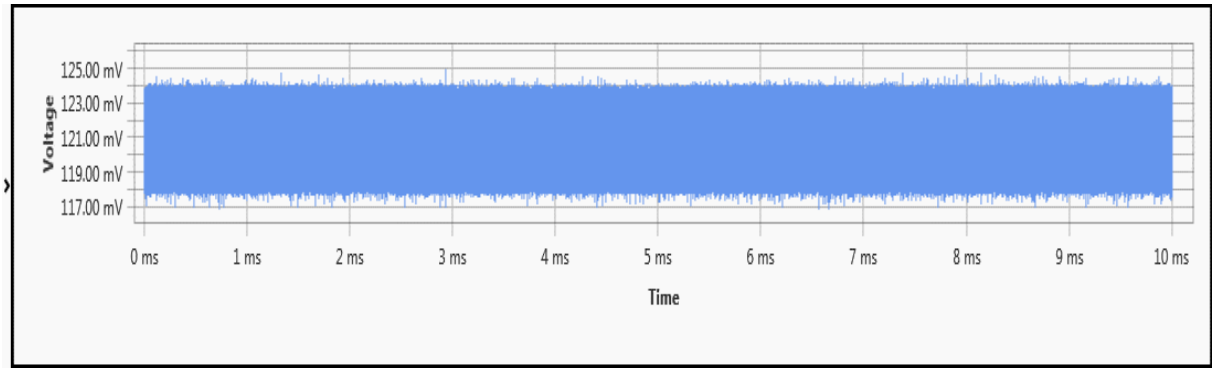

Picture

11-21 rue Hubble
Parc de la Haute borne
59650 Villeneuve d'Ascq – France
+33 320 746 630
smartcards@microprocss.com

127. Test: TC_AN20_POL_NFCA_02.123 (Maximum Vs,ov)

a. Test Case Information

Operator	*Default Operator*
Description	*This test verifies load modulation amplitude reception test. It is needed to have all position of the PowerTransferMeasurement (TC_AN20_POL_UND_01) with the result PASS. And then process the Load Modulation Setup*
Testing Date	*2020-08-18T15:05*
Device Name	*TCL2*
Device Serial Number	*MP3.12.35.20*
Firmware version	*43.0*
Driver version	*1.29*
MPManager version	*3.6.4*
Test case status	*PASSED*

b. Test Log

TC_AN20_POL_NFCA_02.123 (Maximum Vs,ov)

This test verifies load modulation amplitude reception test.

It is needed to have all position of the PowerTransferMeasurement (TC_AN20_POL_UND_01) with the result PASS.

And then process the Load Modulation Setup

Parameters:

Power Transfer (VS,OV): In the range between min and max VOV

Carrier frequency (fS,C): Nominal

Load Modulation (Vs,lma): Minimum, Maximum

11-21 rue Hubble
Parc de la Haute borne
59650 Villeneuve d'Ascq – France
+33 320 746 630
smartcards@microprocess.com

Modulation: Nominal

Device Configuration:

Poller: Device Under Test

NFC Forum Reference Device: Listener 1

Jumper Configuration:

Position J3 at position 1 (820 Ω)

Load Modulation (Vs,lma): Maximum

NFC-A_106 Maximal Vs,lma For Listener 1 and Poller 0

Position: 123

Attempt 1

VSet Vs,lma Maximum for Vs,ov = 6.90993

Execute exchange

Using Scenario from Activity 1.1

The scenario is compliant with specifications

The Polling Device under test shall function properly in each test condition.

The Load Modulation Amplitude Reception of the Polling Device under test is compliant.

TC_AN20_POL_NFCA_02.123 (Maximum Vs,ov) passed.

11-21 rue Hubble
Parc de la Haute borne
59650 Villeneuve d'Ascq – France
+33 320 746 630
smartcards@microprossx.com

c. MPLog Traces

Trace 1: C:\Users\MICROPROSS\Desktop\Project\san\TS_MPM3_NFC Forum Analog_v3.2.1\NFC Forum Analog Test Suite\[Default Session] Traces\[_1][J1]TC_AN20_POL_NFCA_02.123 (Maximum Vs,ov)[2020-08-18T150506]\Attempt 1\Trace.mplog

d. Pictures

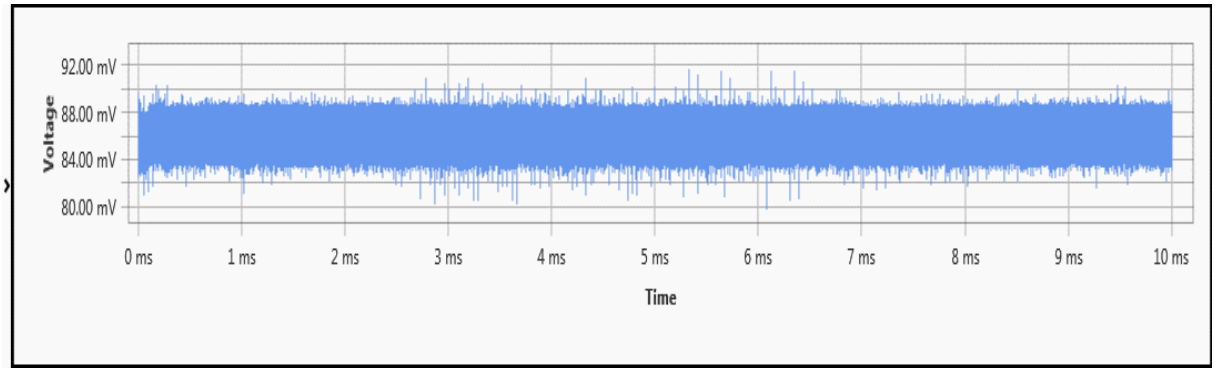

Picture

11-21 rue Hubble
Parc de la Haute borne
59650 Villeneuve d'Ascq – France
+33 320 746 630
smartcards@microprocess.com

128. Test: TC_AN20_POL_NFCB_02.000 (Minimum Vs,ov)

a. Test Case Information

Operator	*Default Operator*
Description	*This test verifies load modulation amplitude reception test. It is needed to have all position of the PowerTransferMeasurement (TC_AN20_POL_UND_01) with the result PASS. And then process the Load Modulation Setup*
Testing Date	*2020-09-18T14:12*
Device Name	*TCL2*
Device Serial Number	*MP3.12.35.20*
Firmware version	*43.0*
Driver version	*1.29*
MPManager version	*3.6.4*
Test case status	*PASSED*

b. Test Log

TC_AN20_POL_NFCB_02.000 (Minimum Vs,ov)

This test verifies load modulation amplitude reception test.

It is needed to have all position of the PowerTransferMeasurement (TC_AN20_POL_UND_01) with the result PASS.

And then process the Load Modulation Setup

Parameters:

Power Transfer (VS,OV): In the range between min and max VOV

Carrier frequency (fS,C): Nominal

Load Modulation (Vs,lma): Minimum, Maximum

11-21 rue Hubble
Parc de la Haute borne
59650 Villeneuve d'Ascq – France
+33 320 746 630
smartcards@microprocss.com

Modulation: Nominal

Device Configuration:

Poller: Device Under Test

NFC Forum Reference Device: Listener 1

Jumper Configuration:

Position J3 at position 3 (330 Ω)

Load Modulation (Vs,lma): Minimum

NFC-B _106 Minimal Vs,lma For Listener 1 and Poller 0

Position: 000

Attempt 1

VSet Vs,lma Minimum for Vs,ov = 5.67865

Execute exchange

Using Scenario from Activity 1.1

The scenario is compliant with specifications

The Polling Device under test shall function properly in each test condition.

The Load Modulation Amplitude Reception of the Polling Device under test is compliant.

TC_AN20_POL_NFCB_02.000 (Minimum Vs,ov) passed.

11-21 rue Hubble
Parc de la Haute borne
59650 Villeneuve d'Ascq – France
+33 320 746 630
smartcards@micropross.com

c. MPLog Traces

Trace 1: C:\Users\MICROPROSS\Desktop\Project\san\TS_MPM3_NFC Forum Analog_v3.2.1\NFC Forum Analog Test Suite\[Default Session] Traces\[_1][J3]TC_AN20_POL_NFCB_02.000 (Minimum Vs,ov)[2020-09-18T141222]\Attempt 1\Trace.mplog

d. Pictures

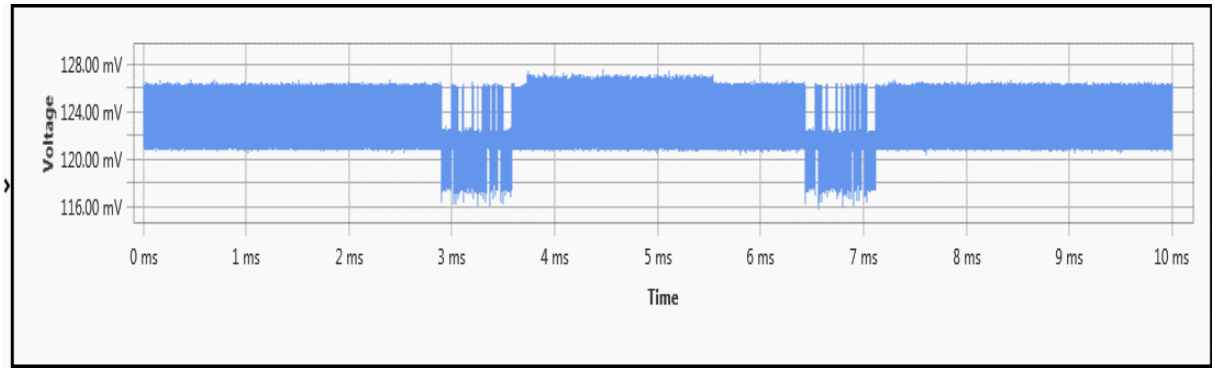

Picture

11-21 rue Hubble
Parc de la Haute borne
59650 Villeneuve d'Ascq – France
+33 320 746 630
smartcards@microprocss.com

129. Test: TC_AN20_POL_NFCB_02.010 (Minimum Vs,ov)

a. Test Case Information

Operator	*Default Operator*
Description	*This test verifies load modulation amplitude reception test. It is needed to have all position of the PowerTransferMeasurement (TC_AN20_POL_UND_01) with the result PASS. And then process the Load Modulation Setup*
Testing Date	*2020-09-18T14:13*
Device Name	*TCL2*
Device Serial Number	*MP3.12.35.20*
Firmware version	*43.0*
Driver version	*1.29*
MPManager version	*3.6.4*
Test case status	*PASSED*

b. Test Log

TC_AN20_POL_NFCB_02.010 (Minimum Vs,ov)

This test verifies load modulation amplitude reception test.

It is needed to have all position of the PowerTransferMeasurement (TC_AN20_POL_UND_01) with the result PASS.

And then process the Load Modulation Setup

Parameters:

Power Transfer (VS,OV): In the range between min and max VOV

Carrier frequency (fS,C): Nominal

Load Modulation (Vs,lma): Minimum, Maximum

11-21 rue Hubble
Parc de la Haute borne
59650 Villeneuve d'Ascq – France
+33 320 746 630
smartcards@microprocss.com

Modulation: Nominal

Device Configuration:

Poller: Device Under Test

NFC Forum Reference Device: Listener 1

Jumper Configuration:

Position J3 at position 3 (330 Ω)

Load Modulation (Vs,lma): Minimum

NFC-B _106 Minimal Vs,lma For Listener 1 and Poller 0

Position: 010

Attempt 1

VSet Vs,lma Minimum for Vs,ov = 5.67865

Execute exchange

Using Scenario from Activity 1.1

The scenario is compliant with specifications

The Polling Device under test shall function properly in each test condition.

The Load Modulation Amplitude Reception of the Polling Device under test is compliant.

TC_AN20_POL_NFCB_02.010 (Minimum Vs,ov) passed.

11-21 rue Hubble
Parc de la Haute borne
59650 Villeneuve d'Ascq – France
+33 320 746 630
smartcards@microprocess.com

c. MPLog Traces

Trace 1: C:\Users\MICROPROSS\Desktop\Project\san\TS_MPM3_NFC Forum Analog_v3.2.1\NFC Forum Analog Test Suite\[Default Session] Traces\[_1][J3]TC_AN20_POL_NFCB_02.010 (Minimum Vs,ov)[2020-09-18T141352]\Attempt 1\Trace.mplog

d. Pictures

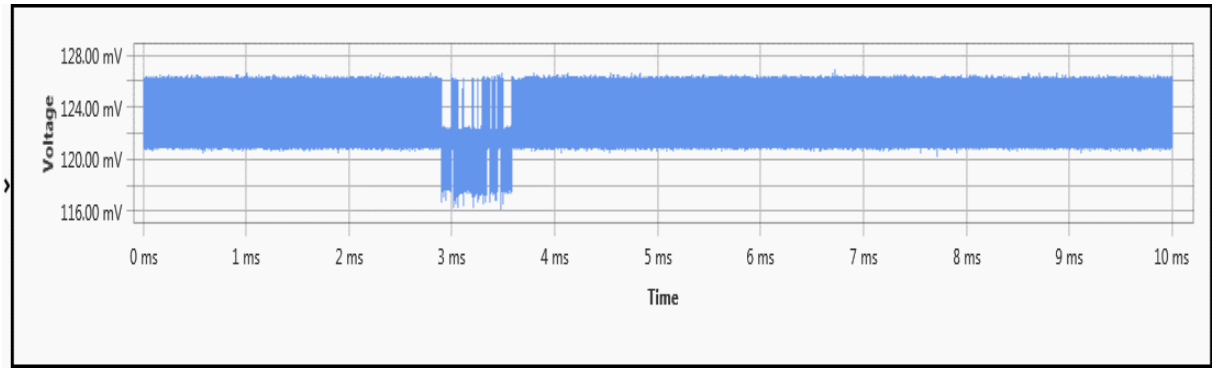

Picture

11-21 rue Hubble
Parc de la Haute borne
59650 Villeneuve d'Ascq – France
+33 320 746 630
smartcards@microprocss.com

130. Test: TC_AN20_POL_NFCB_02.011 (Minimum Vs,ov)

a. Test Case Information

Operator	*Default Operator*
Description	*This test verifies load modulation amplitude reception test. It is needed to have all position of the PowerTransferMeasurement (TC_AN20_POL_UND_01) with the result PASS. And then process the Load Modulation Setup*
Testing Date	*2020-09-18T14:14*
Device Name	*TCL2*
Device Serial Number	*MP3.12.35.20*
Firmware version	*43.0*
Driver version	*1.29*
MPManager version	*3.6.4*
Test case status	*PASSED*

b. Test Log

TC_AN20_POL_NFCB_02.011 (Minimum Vs,ov)

This test verifies load modulation amplitude reception test.

It is needed to have all position of the PowerTransferMeasurement (TC_AN20_POL_UND_01) with the result PASS.

And then process the Load Modulation Setup

Parameters:

Power Transfer (VS,OV): In the range between min and max VOV

Carrier frequency (fS,C): Nominal

Load Modulation (Vs,lma): Minimum, Maximum

11-21 rue Hubble
Parc de la Haute borne
59650 Villeneuve d'Ascq – France
+33 320 746 630
smartcards@microprocss.com

Modulation: Nominal

Device Configuration:

Poller: Device Under Test

NFC Forum Reference Device: Listener 1

Jumper Configuration:

Position J3 at position 3 (330 Ω)

Load Modulation (Vs,lma): Minimum

NFC-B _106 Minimal Vs,lma For Listener 1 and Poller 0

Position: 011

Attempt 1

VSet Vs,lma Minimum for Vs,ov = 5.67865

Execute exchange

Using Scenario from Activity 1.1

The scenario is compliant with specifications

The Polling Device under test shall function properly in each test condition.

The Load Modulation Amplitude Reception of the Polling Device under test is compliant.

TC_AN20_POL_NFCB_02.011 (Minimum Vs,ov) passed.

11-21 rue Hubble
Parc de la Haute borne
59650 Villeneuve d'Ascq – France
+33 320 746 630
smartcards@microprossx.com

c. MPLog Traces

Trace 1: C:\Users\MICROPROSS\Desktop\Project\san\TS_MPM3_NFC Forum Analog_v3.2.1\NFC Forum Analog Test Suite\[Default Session] Traces\[_1][J3]TC_AN20_POL_NFCB_02.011 (Minimum Vs,ov)[2020-09-18T141421]\Attempt 1\Trace.mplog

d. Pictures

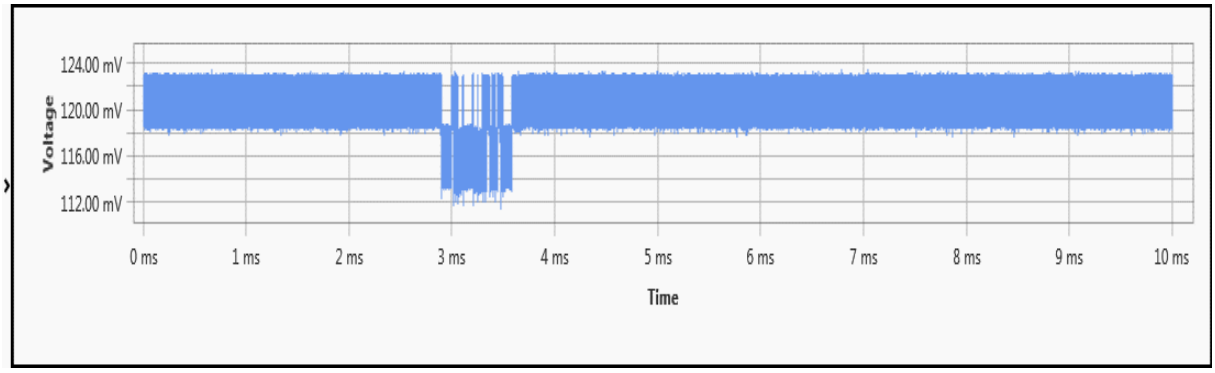

Picture

11-21 rue Hubble
Parc de la Haute borne
59650 Villeneuve d'Ascq – France
+33 320 746 630
smartcards@microprocess.com

131. Test: TC_AN20_POL_NFCB_02.012 (Minimum Vs,ov)

a. Test Case Information

Operator	*Default Operator*
Description	*This test verifies load modulation amplitude reception test. It is needed to have all position of the PowerTransferMeasurement (TC_AN20_POL_UND_01) with the result PASS. And then process the Load Modulation Setup*
Testing Date	*2020-09-18T14:15*
Device Name	*TCL2*
Device Serial Number	*MP3.12.35.20*
Firmware version	*43.0*
Driver version	*1.29*
MPManager version	*3.6.4*
Test case status	*PASSED*

b. Test Log

TC_AN20_POL_NFCB_02.012 (Minimum Vs,ov)

This test verifies load modulation amplitude reception test.

It is needed to have all position of the PowerTransferMeasurement (TC_AN20_POL_UND_01) with the result PASS.

And then process the Load Modulation Setup

Parameters:

Power Transfer (VS,OV): In the range between min and max VOV

Carrier frequency (fS,C): Nominal

Load Modulation (Vs,lma): Minimum, Maximum

11-21 rue Hubble
Parc de la Haute borne
59650 Villeneuve d'Ascq – France
+33 320 746 630
smartcards@microprocss.com

Modulation: Nominal

Device Configuration:

Poller: Device Under Test

NFC Forum Reference Device: Listener 1

Jumper Configuration:

Position J3 at position 3 (330 Ω)

Load Modulation (Vs,lma): Minimum

NFC-B _106 Minimal Vs,lma For Listener 1 and Poller 0

Position: 012

Attempt 1

VSet Vs,lma Minimum for Vs,ov = 5.67865

Execute exchange

Using Scenario from Activity 1.1

The scenario is compliant with specifications

The Polling Device under test shall function properly in each test condition.

The Load Modulation Amplitude Reception of the Polling Device under test is compliant.

TC_AN20_POL_NFCB_02.012 (Minimum Vs,ov) passed.

11-21 rue Hubble
Parc de la Haute borne
59650 Villeneuve d'Ascq – France
+33 320 746 630
smartcards@microprocess.com

c. MPLog Traces

Trace 1: C:\Users\MICROPROSS\Desktop\Project\san\TS_MPM3_NFC Forum Analog_v3.2.1\NFC Forum Analog Test Suite\[Default Session] Traces\[_1][J3]TC_AN20_POL_NFCB_02.012 (Minimum Vs,ov)[2020-09-18T141512]\Attempt 1\Trace.mplog

d. Pictures

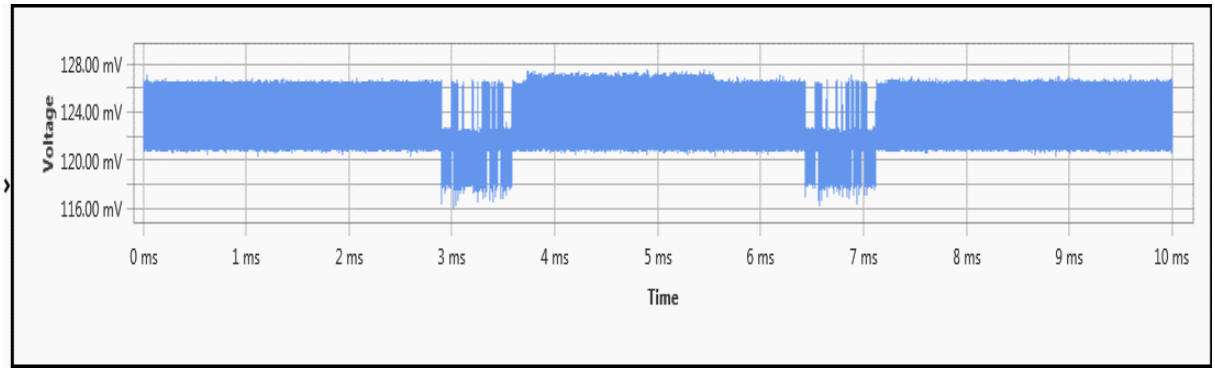

Picture

11-21 rue Hubble
Parc de la Haute borne
59650 Villeneuve d'Ascq – France
+33 320 746 630
smartcards@microprocess.com

132. Test: TC_AN20_POL_NFCB_02.013 (Minimum Vs,ov)

a. Test Case Information

Operator	*Default Operator*
Description	*This test verifies load modulation amplitude reception test. It is needed to have all position of the PowerTransferMeasurement (TC_AN20_POL_UND_01) with the result PASS. And then process the Load Modulation Setup*
Testing Date	*2020-09-18T14:15*
Device Name	*TCL2*
Device Serial Number	*MP3.12.35.20*
Firmware version	*43.0*
Driver version	*1.29*
MPManager version	*3.6.4*
Test case status	*PASSED*

b. Test Log

TC_AN20_POL_NFCB_02.013 (Minimum Vs,ov)

This test verifies load modulation amplitude reception test.

It is needed to have all position of the PowerTransferMeasurement (TC_AN20_POL_UND_01) with the result PASS.

And then process the Load Modulation Setup

Parameters:

Power Transfer (VS,OV): In the range between min and max VOV

Carrier frequency (fS,C): Nominal

Load Modulation (Vs,lma): Minimum, Maximum

11-21 rue Hubble
Parc de la Haute borne
59650 Villeneuve d'Ascq – France
+33 320 746 630
smartcards@microprocss.com

Modulation: Nominal

Device Configuration:

Poller: Device Under Test

NFC Forum Reference Device: Listener 1

Jumper Configuration:

Position J3 at position 3 (330 Ω)

Load Modulation (Vs,lma): Minimum

NFC-B _106 Minimal Vs,lma For Listener 1 and Poller 0

Position: 013

Attempt 1

VSet Vs,lma Minimum for Vs,ov = 5.67865

Execute exchange

Using Scenario from Activity 1.1

The scenario is compliant with specifications

The Polling Device under test shall function properly in each test condition.

The Load Modulation Amplitude Reception of the Polling Device under test is compliant.

TC_AN20_POL_NFCB_02.013 (Minimum Vs,ov) passed.

11-21 rue Hubble
Parc de la Haute borne
59650 Villeneuve d'Ascq – France
+33 320 746 630
smartcards@micropross.com

c. MPLog Traces

Trace 1: C:\Users\MICROPROSS\Desktop\Project\san\TS_MPM3_NFC Forum Analog_v3.2.1\NFC Forum Analog Test Suite\[Default Session] Traces\[_1][J3]TC_AN20_POL_NFCB_02.013 (Minimum Vs,ov)[2020-09-18T141543]\Attempt 1\Trace.mplog

d. Pictures

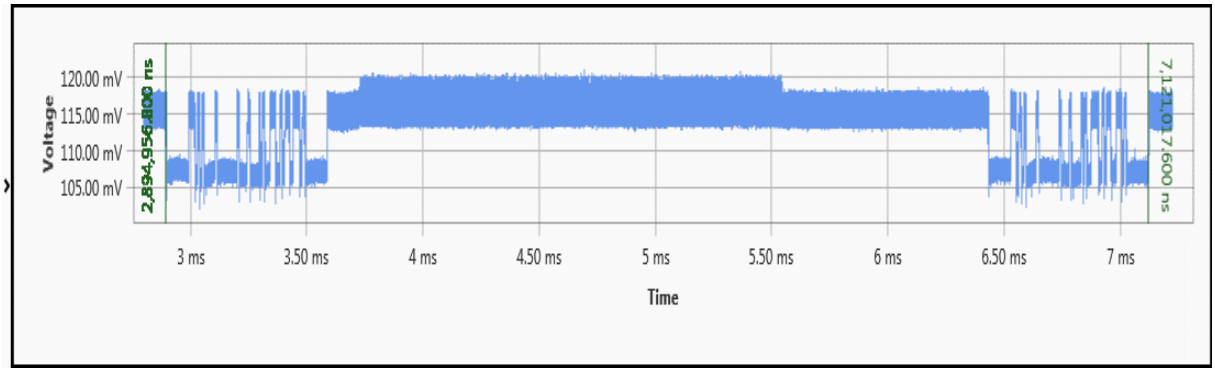

Picture

11-21 rue Hubble
Parc de la Haute borne
59650 Villeneuve d'Ascq – France
+33 320 746 630
smartcards@microprocss.com

133. Test: TC_AN20_POL_NFCB_02.100 (Minimum Vs,ov)

a. Test Case Information

Operator	*Default Operator*
Description	*This test verifies load modulation amplitude reception test. It is needed to have all position of the PowerTransferMeasurement (TC_AN20_POL_UND_01) with the result PASS. And then process the Load Modulation Setup*
Testing Date	*2020-09-18T14:16*
Device Name	*TCL2*
Device Serial Number	*MP3.12.35.20*
Firmware version	*43.0*
Driver version	*1.29*
MPManager version	*3.6.4*
Test case status	*PASSED*

b. Test Log

TC_AN20_POL_NFCB_02.100 (Minimum Vs,ov)

This test verifies load modulation amplitude reception test.

It is needed to have all position of the PowerTransferMeasurement (TC_AN20_POL_UND_01) with the result PASS.

And then process the Load Modulation Setup

Parameters:

Power Transfer (VS,OV): In the range between min and max VOV

Carrier frequency (fS,C): Nominal

Load Modulation (Vs,lma): Minimum, Maximum

11-21 rue Hubble
Parc de la Haute borne
59650 Villeneuve d'Ascq – France
+33 320 746 630
smartcards@microprocss.com

Modulation: Nominal

Device Configuration:

Poller: Device Under Test

NFC Forum Reference Device: Listener 1

Jumper Configuration:

Position J3 at position 3 (330 Ω)

Load Modulation (Vs,lma): Minimum

NFC-B _106 Minimal Vs,lma For Listener 1 and Poller 0

Position: 100

Attempt 1

VSet Vs,lma Minimum for Vs,ov = 5.67865

Execute exchange

Using Scenario from Activity 1.1

The scenario is compliant with specifications

The Polling Device under test shall function properly in each test condition.

The Load Modulation Amplitude Reception of the Polling Device under test is compliant.

TC_AN20_POL_NFCB_02.100 (Minimum Vs,ov) passed.

11-21 rue Hubble
Parc de la Haute borne
59650 Villeneuve d'Ascq – France
+33 320 746 630
smartcards@microprossx.com

c. MPLog Traces

Trace 1: C:\Users\MICROPROSS\Desktop\Project\san\TS_MPM3_NFC Forum Analog_v3.2.1\NFC Forum Analog Test Suite\[Default Session] Traces\[_1][J3]TC_AN20_POL_NFCB_02.100 (Minimum Vs,ov)[2020-09-18T141612]\Attempt 1\Trace.mplog

d. Pictures

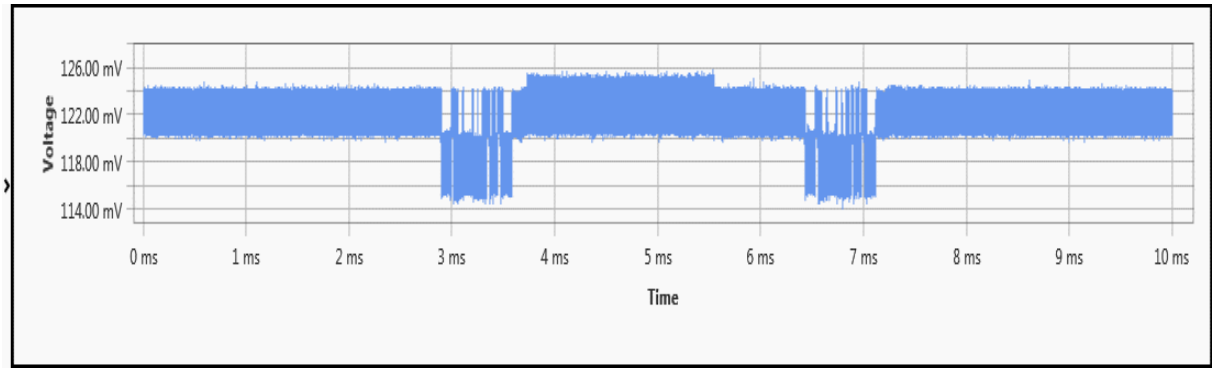

Picture

11-21 rue Hubble
Parc de la Haute borne
59650 Villeneuve d'Ascq – France
+33 320 746 630
smartcards@microprocss.com

134. Test: TC_AN20_POL_NFCB_02.110 (Minimum Vs,ov)

a. Test Case Information

Operator	*Default Operator*
Description	*This test verifies load modulation amplitude reception test. It is needed to have all position of the PowerTransferMeasurement (TC_AN20_POL_UND_01) with the result PASS. And then process the Load Modulation Setup*
Testing Date	*2020-09-18T14:16*
Device Name	*TCL2*
Device Serial Number	*MP3.12.35.20*
Firmware version	*43.0*
Driver version	*1.29*
MPManager version	*3.6.4*
Test case status	*PASSED*

b. Test Log

TC_AN20_POL_NFCB_02.110 (Minimum Vs,ov)

This test verifies load modulation amplitude reception test.

It is needed to have all position of the PowerTransferMeasurement (TC_AN20_POL_UND_01) with the result PASS.

And then process the Load Modulation Setup

Parameters:

Power Transfer (VS,OV): In the range between min and max VOV

Carrier frequency (fS,C): Nominal

Load Modulation (Vs,lma): Minimum, Maximum

11-21 rue Hubble
Parc de la Haute borne
59650 Villeneuve d'Ascq – France
+33 320 746 630
smartcards@microprocss.com

Modulation: Nominal

Device Configuration:

Poller: Device Under Test

NFC Forum Reference Device: Listener 1

Jumper Configuration:

Position J3 at position 3 (330 Ω)

Load Modulation (Vs,lma): Minimum

NFC-B _106 Minimal Vs,lma For Listener 1 and Poller 0

Position: 110

Attempt 1

VSet Vs,lma Minimum for Vs,ov = 5.67865

Execute exchange

Using Scenario from Activity 1.1

The scenario is compliant with specifications

The Polling Device under test shall function properly in each test condition.

The Load Modulation Amplitude Reception of the Polling Device under test is compliant.

TC_AN20_POL_NFCB_02.110 (Minimum Vs,ov) passed.

11-21 rue Hubble
Parc de la Haute borne
59650 Villeneuve d'Ascq – France
+33 320 746 630
smartcards@microprocess.com

c. MPLog Traces

Trace 1: C:\Users\MICROPROSS\Desktop\Project\san\TS_MPM3_NFC Forum Analog_v3.2.1\NFC Forum Analog Test Suite\[Default Session] Traces\[_1][J3]TC_AN20_POL_NFCB_02.110 (Minimum Vs,ov)[2020-09-18T141644]\Attempt 1\Trace.mplog

d. Pictures

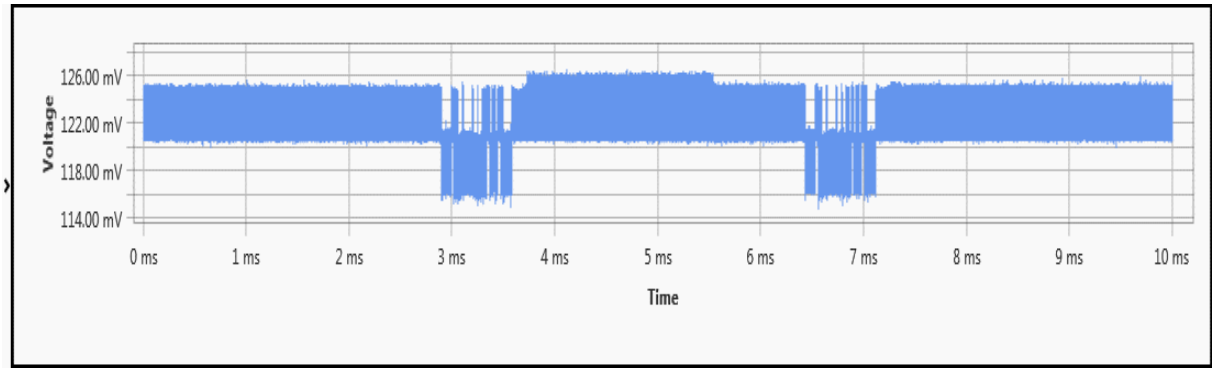

Picture

11-21 rue Hubble
Parc de la Haute borne
59650 Villeneuve d'Ascq – France
+33 320 746 630
smartcards@microprocss.com

135. Test: TC_AN20_POL_NFCB_02.111 (Minimum Vs,ov)

a. Test Case Information

Operator	*Default Operator*
Description	*This test verifies load modulation amplitude reception test. It is needed to have all position of the PowerTransferMeasurement (TC_AN20_POL_UND_01) with the result PASS. And then process the Load Modulation Setup*
Testing Date	*2020-09-18T14:17*
Device Name	*TCL2*
Device Serial Number	*MP3.12.35.20*
Firmware version	*43.0*
Driver version	*1.29*
MPManager version	*3.6.4*
Test case status	*PASSED*

b. Test Log

TC_AN20_POL_NFCB_02.111 (Minimum Vs,ov)

This test verifies load modulation amplitude reception test.

It is needed to have all position of the PowerTransferMeasurement (TC_AN20_POL_UND_01) with the result PASS.

And then process the Load Modulation Setup

Parameters:

Power Transfer (VS,OV): In the range between min and max VOV

Carrier frequency (fS,C): Nominal

Load Modulation (Vs,lma): Minimum, Maximum

11-21 rue Hubble
Parc de la Haute borne
59650 Villeneuve d'Ascq – France
+33 320 746 630
smartcards@microprocss.com

Modulation: Nominal

Device Configuration:

Poller: Device Under Test

NFC Forum Reference Device: Listener 1

Jumper Configuration:

Position J3 at position 3 (330 Ω)

Load Modulation (Vs,lma): Minimum

NFC-B _106 Minimal Vs,lma For Listener 1 and Poller 0

Position: 111

Attempt 1

VSet Vs,lma Minimum for Vs,ov = 5.67865

Execute exchange

Using Scenario from Activity 1.1

The scenario is compliant with specifications

The Polling Device under test shall function properly in each test condition.

The Load Modulation Amplitude Reception of the Polling Device under test is compliant.

TC_AN20_POL_NFCB_02.111 (Minimum Vs,ov) passed.

11-21 rue Hubble
Parc de la Haute borne
59650 Villeneuve d'Ascq – France
+33 320 746 630
smartcards@microprocss.com

c. MPLog Traces

Trace 1: C:\Users\MICROPROSS\Desktop\Project\san\TS_MPM3_NFC Forum Analog_v3.2.1\NFC Forum Analog Test Suite\[Default Session] Traces\[_1][J3]TC_AN20_POL_NFCB_02.111 (Minimum Vs,ov)[2020-09-18T141721]\Attempt 1\Trace.mplog

d. Pictures

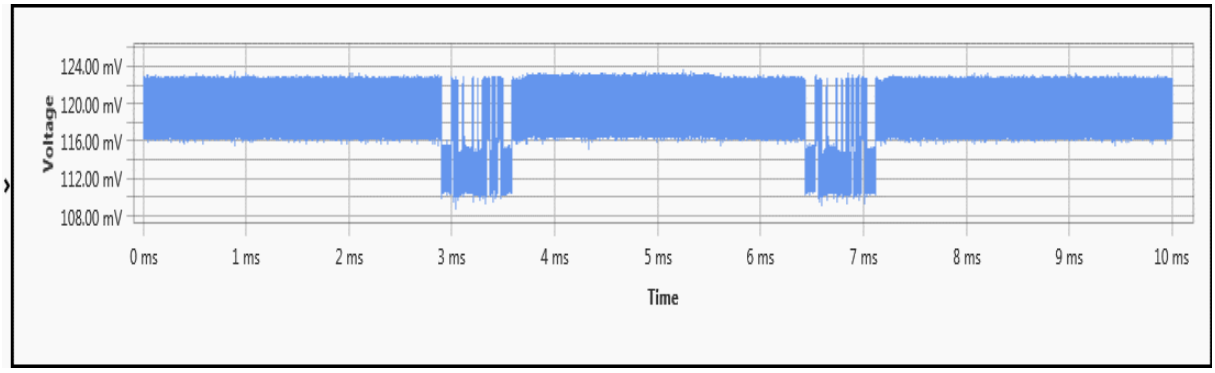

Picture

11-21 rue Hubble
Parc de la Haute borne
59650 Villeneuve d'Ascq – France
+33 320 746 630
smartcards@microprossx.com

136. Test: TC_AN20_POL_NFCB_02.112 (Minimum Vs,ov)

a. Test Case Information

Operator	*Default Operator*
Description	*This test verifies load modulation amplitude reception test. It is needed to have all position of the PowerTransferMeasurement (TC_AN20_POL_UND_01) with the result PASS. And then process the Load Modulation Setup*
Testing Date	*2020-09-18T14:18*
Device Name	*TCL2*
Device Serial Number	*MP3.12.35.20*
Firmware version	*43.0*
Driver version	*1.29*
MPManager version	*3.6.4*
Test case status	*PASSED*

b. Test Log

TC_AN20_POL_NFCB_02.112 (Minimum Vs,ov)

This test verifies load modulation amplitude reception test.

It is needed to have all position of the PowerTransferMeasurement (TC_AN20_POL_UND_01) with the result PASS.

And then process the Load Modulation Setup

Parameters:

Power Transfer (VS,OV): In the range between min and max VOV

Carrier frequency (fS,C): Nominal

Load Modulation (Vs,lma): Minimum, Maximum

11-21 rue Hubble
Parc de la Haute borne
59650 Villeneuve d'Ascq – France
+33 320 746 630
smartcards@microprocess.com

Modulation: Nominal

Device Configuration:

Poller: Device Under Test

NFC Forum Reference Device: Listener 1

Jumper Configuration:

Position J3 at position 3 (330 Ω)

Load Modulation (Vs,lma): Minimum

NFC-B _106 Minimal Vs,lma For Listener 1 and Poller 0

Position: 112

Attempt 1

VSet Vs,lma Minimum for Vs,ov = 5.67865

Execute exchange

Using Scenario from Activity 1.1

The scenario is compliant with specifications

The Polling Device under test shall function properly in each test condition.

The Load Modulation Amplitude Reception of the Polling Device under test is compliant.

TC_AN20_POL_NFCB_02.112 (Minimum Vs,ov) passed.

11-21 rue Hubble
Parc de la Haute borne
59650 Villeneuve d'Ascq – France
+33 320 746 630
smartcards@microprocess.com

c. MPLog Traces

Trace 1: C:\Users\MICROPROSS\Desktop\Project\san\TS_MPM3_NFC Forum Analog_v3.2.1\NFC Forum Analog Test Suite\[Default Session] Traces\[_1][J3]TC_AN20_POL_NFCB_02.112 (Minimum Vs,ov)[2020-09-18T141829]\Attempt 1\Trace.mplog

d. Pictures

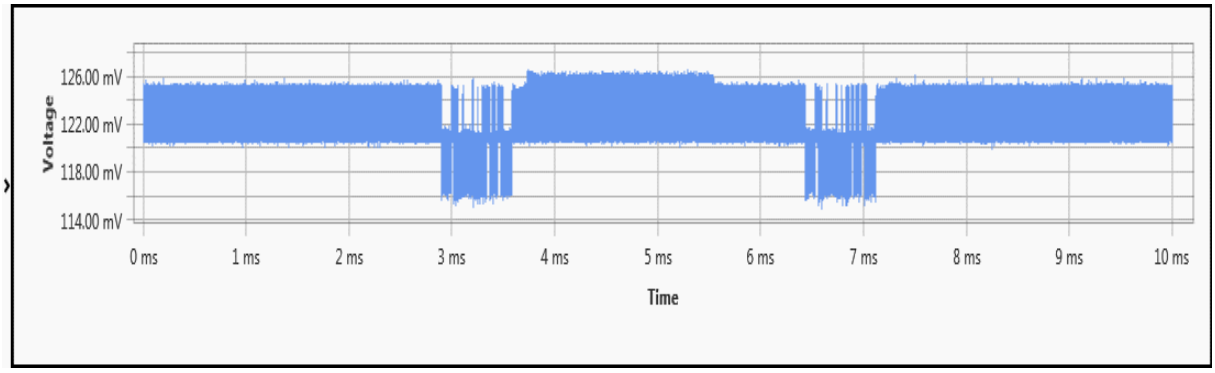

Picture

11-21 rue Hubble
Parc de la Haute borne
59650 Villeneuve d'Ascq – France
+33 320 746 630
smartcards@microprocss.com

137. Test: TC_AN20_POL_NFCB_02.113 (Minimum Vs,ov)

a. Test Case Information

Operator	*Default Operator*
Description	*This test verifies load modulation amplitude reception test. It is needed to have all position of the PowerTransferMeasurement (TC_AN20_POL_UND_01) with the result PASS. And then process the Load Modulation Setup*
Testing Date	*2020-09-18T14:18*
Device Name	*TCL2*
Device Serial Number	*MP3.12.35.20*
Firmware version	*43.0*
Driver version	*1.29*
MPManager version	*3.6.4*
Test case status	*PASSED*

b. Test Log

TC_AN20_POL_NFCB_02.113 (Minimum Vs,ov)

This test verifies load modulation amplitude reception test.

It is needed to have all position of the PowerTransferMeasurement (TC_AN20_POL_UND_01) with the result PASS.

And then process the Load Modulation Setup

Parameters:

Power Transfer (VS,OV): In the range between min and max VOV

Carrier frequency (fS,C): Nominal

Load Modulation (Vs,lma): Minimum, Maximum

11-21 rue Hubble
Parc de la Haute borne
59650 Villeneuve d'Ascq – France
+33 320 746 630
smartcards@microprocss.com

Modulation: Nominal

Device Configuration:

Poller: Device Under Test

NFC Forum Reference Device: Listener 1

Jumper Configuration:

Position J3 at position 3 (330 Ω)

Load Modulation (Vs,lma): Minimum

NFC-B _106 Minimal Vs,lma For Listener 1 and Poller 0

Position: 113

Attempt 1

VSet Vs,lma Minimum for Vs,ov = 5.67865

Execute exchange

Using Scenario from Activity 1.1

The scenario is compliant with specifications

The Polling Device under test shall function properly in each test condition.

The Load Modulation Amplitude Reception of the Polling Device under test is compliant.

TC_AN20_POL_NFCB_02.113 (Minimum Vs,ov) passed.

11-21 rue Hubble
Parc de la Haute borne
59650 Villeneuve d'Ascq – France
+33 320 746 630
smartcards@microprossss.com

c. MPLog Traces

Trace 1: C:\Users\MICROPROSS\Desktop\Project\san\TS_MPM3_NFC Forum Analog_v3.2.1\NFC Forum Analog Test Suite\[Default Session] Traces\[_1][J3]TC_AN20_POL_NFCB_02.113 (Minimum Vs,ov)[2020-09-18T141858]\Attempt 1\Trace.mplog

d. Pictures

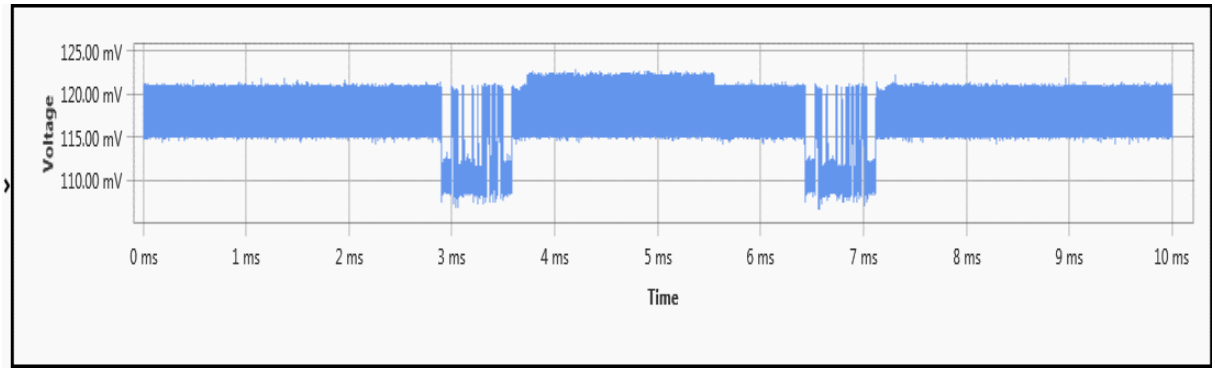

Picture

11-21 rue Hubble
Parc de la Haute borne
59650 Villeneuve d'Ascq – France
+33 320 746 630
smartcards@microprocss.com

138. Test: TC_AN20_POL_NFCB_02.120 (Minimum Vs,ov)

a. Test Case Information

Operator	*Default Operator*
Description	*This test verifies load modulation amplitude reception test. It is needed to have all position of the PowerTransferMeasurement (TC_AN20_POL_UND_01) with the result PASS. And then process the Load Modulation Setup*
Testing Date	*2020-09-18T14:19*
Device Name	*TCL2*
Device Serial Number	*MP3.12.35.20*
Firmware version	*43.0*
Driver version	*1.29*
MPManager version	*3.6.4*
Test case status	*PASSED*

b. Test Log

TC_AN20_POL_NFCB_02.120 (Minimum Vs,ov)

This test verifies load modulation amplitude reception test.

It is needed to have all position of the PowerTransferMeasurement (TC_AN20_POL_UND_01) with the result PASS.

And then process the Load Modulation Setup

Parameters:

Power Transfer (VS,OV): In the range between min and max VOV

Carrier frequency (fS,C): Nominal

Load Modulation (Vs,lma): Minimum, Maximum

11-21 rue Hubble
Parc de la Haute borne
59650 Villeneuve d'Ascq – France
+33 320 746 630
smartcards@microprocss.com

Modulation: Nominal

Device Configuration:

Poller: Device Under Test

NFC Forum Reference Device: Listener 1

Jumper Configuration:

Position J3 at position 3 (330 Ω)

Load Modulation (Vs,lma): Minimum

NFC-B _106 Minimal Vs,lma For Listener 1 and Poller 0

Position: 120

Attempt 1

VSet Vs,lma Minimum for Vs,ov = 5.67865

Execute exchange

Using Scenario from Activity 1.1

The scenario is compliant with specifications

The Polling Device under test shall function properly in each test condition.

The Load Modulation Amplitude Reception of the Polling Device under test is compliant.

TC_AN20_POL_NFCB_02.120 (Minimum Vs,ov) passed.

11-21 rue Hubble
Parc de la Haute borne
59650 Villeneuve d'Ascq – France
+33 320 746 630
smartcards@microprocess.com

c. MPLog Traces

Trace 1: C:\Users\MICROPROSS\Desktop\Project\san\TS_MPM3_NFC Forum Analog_v3.2.1\NFC Forum Analog Test Suite\[Default Session] Traces\[_1][J3]TC_AN20_POL_NFCB_02.120 (Minimum Vs,ov)[2020-09-18T141929]\Attempt 1\Trace.mplog

d. Pictures

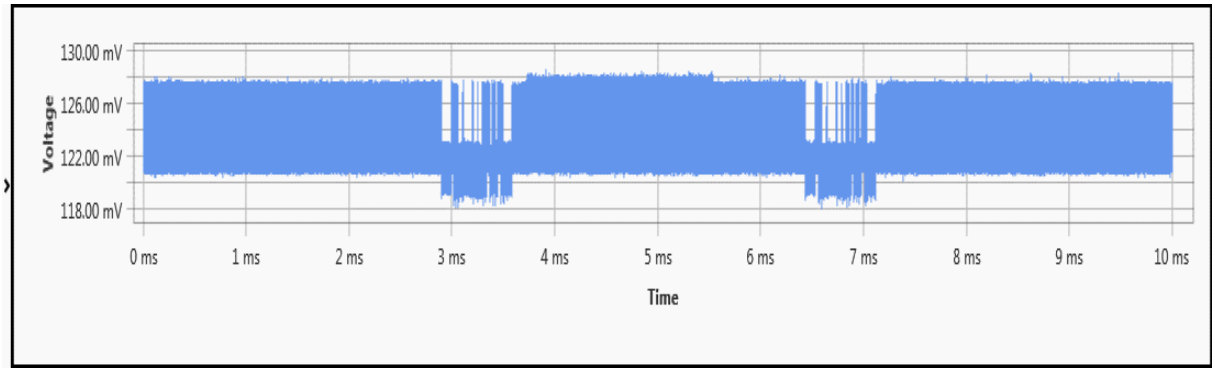

Picture

11-21 rue Hubble
Parc de la Haute borne
59650 Villeneuve d'Ascq – France
+33 320 746 630
smartcards@microprossx.com

139. Test: TC_AN20_POL_NFCB_02.121 (Minimum Vs,ov)

a. Test Case Information

Operator	*Default Operator*
Description	*This test verifies load modulation amplitude reception test. It is needed to have all position of the PowerTransferMeasurement (TC_AN20_POL_UND_01) with the result PASS. And then process the Load Modulation Setup*
Testing Date	*2020-09-18T14:20*
Device Name	*TCL2*
Device Serial Number	*MP3.12.35.20*
Firmware version	*43.0*
Driver version	*1.29*
MPManager version	*3.6.4*
Test case status	*PASSED*

b. Test Log

TC_AN20_POL_NFCB_02.121 (Minimum Vs,ov)

This test verifies load modulation amplitude reception test.

It is needed to have all position of the PowerTransferMeasurement (TC_AN20_POL_UND_01) with the result PASS.

And then process the Load Modulation Setup

Parameters:

Power Transfer (VS,OV): In the range between min and max VOV

Carrier frequency (fS,C): Nominal

Load Modulation (Vs,lma): Minimum, Maximum

11-21 rue Hubble
Parc de la Haute borne
59650 Villeneuve d'Ascq – France
+33 320 746 630
smartcards@microprocss.com

Modulation: Nominal

Device Configuration:

Poller: Device Under Test

NFC Forum Reference Device: Listener 1

Jumper Configuration:

Position J3 at position 3 (330 Ω)

Load Modulation (Vs,lma): Minimum

NFC-B _106 Minimal Vs,lma For Listener 1 and Poller 0

Position: 121

Attempt 1

VSet Vs,lma Minimum for Vs,ov = 5.67865

Execute exchange

Using Scenario from Activity 1.1

The scenario is compliant with specifications

The Polling Device under test shall function properly in each test condition.

The Load Modulation Amplitude Reception of the Polling Device under test is compliant.

TC_AN20_POL_NFCB_02.121 (Minimum Vs,ov) passed.

11-21 rue Hubble
Parc de la Haute borne
59650 Villeneuve d'Ascq – France
+33 320 746 630
smartcards@microprossc.com

c. MPLog Traces

Trace 1: C:\Users\MICROPROSS\Desktop\Project\san\TS_MPM3_NFC Forum Analog_v3.2.1\NFC Forum Analog Test Suite\[Default Session] Traces\[_1][J3]TC_AN20_POL_NFCB_02.121 (Minimum Vs,ov)[2020-09-18T142004]\Attempt 1\Trace.mplog

d. Pictures

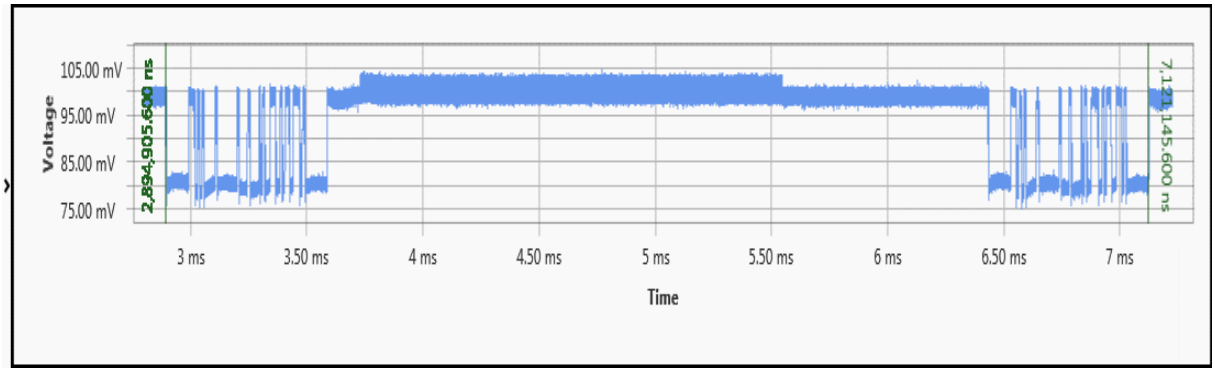

Picture

11-21 rue Hubble
Parc de la Haute borne
59650 Villeneuve d'Ascq – France
+33 320 746 630
smartcards@microprocess.com

140. Test: TC_AN20_POL_NFCB_02.122 (Minimum Vs,ov)

a. Test Case Information

Operator	*Default Operator*
Description	*This test verifies load modulation amplitude reception test. It is needed to have all position of the PowerTransferMeasurement (TC_AN20_POL_UND_01) with the result PASS. And then process the Load Modulation Setup*
Testing Date	*2020-09-18T14:20*
Device Name	*TCL2*
Device Serial Number	*MP3.12.35.20*
Firmware version	*43.0*
Driver version	*1.29*
MPManager version	*3.6.4*
Test case status	*PASSED*

b. Test Log

TC_AN20_POL_NFCB_02.122 (Minimum Vs,ov)

This test verifies load modulation amplitude reception test.

It is needed to have all position of the PowerTransferMeasurement (TC_AN20_POL_UND_01) with the result PASS.

And then process the Load Modulation Setup

Parameters:

Power Transfer (VS,OV): In the range between min and max VOV

Carrier frequency (fS,C): Nominal

Load Modulation (Vs,lma): Minimum, Maximum

11-21 rue Hubble
Parc de la Haute borne
59650 Villeneuve d'Ascq – France
+33 320 746 630
smartcards@microprocss.com

Modulation: Nominal

Device Configuration:

Poller: Device Under Test

NFC Forum Reference Device: Listener 1

Jumper Configuration:

Position J3 at position 3 (330 Ω)

Load Modulation (Vs,lma): Minimum

NFC-B _106 Minimal Vs,lma For Listener 1 and Poller 0

Position: 122

Attempt 1

VSet Vs,lma Minimum for Vs,ov = 5.67865

Execute exchange

Using Scenario from Activity 1.1

The scenario is compliant with specifications

The Polling Device under test shall function properly in each test condition.

The Load Modulation Amplitude Reception of the Polling Device under test is compliant.

TC_AN20_POL_NFCB_02.122 (Minimum Vs,ov) passed.

11-21 rue Hubble
Parc de la Haute borne
59650 Villeneuve d'Ascq – France
+33 320 746 630
smartcards@microprossss.com

c. MPLog Traces

Trace 1: C:\Users\MICROPROSS\Desktop\Project\san\TS_MPM3_NFC Forum Analog_v3.2.1\NFC Forum Analog Test Suite\[Default Session] Traces\[_1][J3]TC_AN20_POL_NFCB_02.122 (Minimum Vs,ov)[2020-09-18T142049]\Attempt 1\Trace.mplog

d. Pictures

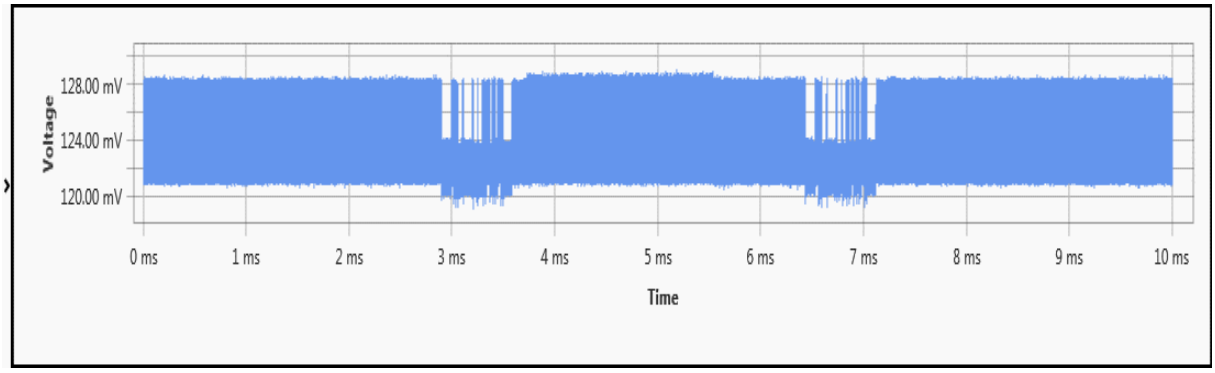

Picture

11-21 rue Hubble
Parc de la Haute borne
59650 Villeneuve d'Ascq – France
+33 320 746 630
smartcards@microprossx.com

141. Test: TC_AN20_POL_NFCB_02.123 (Minimum Vs,ov)

a. Test Case Information

Operator	*Default Operator*
Description	*This test verifies load modulation amplitude reception test. It is needed to have all position of the PowerTransferMeasurement (TC_AN20_POL_UND_01) with the result PASS. And then process the Load Modulation Setup*
Testing Date	*2020-09-18T14:21*
Device Name	*TCL2*
Device Serial Number	*MP3.12.35.20*
Firmware version	*43.0*
Driver version	*1.29*
MPManager version	*3.6.4*
Test case status	*PASSED*

b. Test Log

TC_AN20_POL_NFCB_02.123 (Minimum Vs,ov)

This test verifies load modulation amplitude reception test.

It is needed to have all position of the PowerTransferMeasurement (TC_AN20_POL_UND_01) with the result PASS.

And then process the Load Modulation Setup

Parameters:

Power Transfer (VS,OV): In the range between min and max VOV

Carrier frequency (fS,C): Nominal

Load Modulation (Vs,lma): Minimum, Maximum

11-21 rue Hubble
Parc de la Haute borne
59650 Villeneuve d'Ascq – France
+33 320 746 630
smartcards@microprocss.com

Modulation: Nominal

Device Configuration:

Poller: Device Under Test

NFC Forum Reference Device: Listener 1

Jumper Configuration:

Position J3 at position 3 (330 Ω)

Load Modulation (Vs,lma): Minimum

NFC-B _106 Minimal Vs,lma For Listener 1 and Poller 0

Position: 123

Attempt 1

VSet Vs,lma Minimum for Vs,ov = 5.67865

Execute exchange

Using Scenario from Activity 1.1

The scenario is compliant with specifications

The Polling Device under test shall function properly in each test condition.

The Load Modulation Amplitude Reception of the Polling Device under test is compliant.

TC_AN20_POL_NFCB_02.123 (Minimum Vs,ov) passed.

11-21 rue Hubble
Parc de la Haute borne
59650 Villeneuve d'Ascq – France
+33 320 746 630
smartcards@micropross.com

c. MPLog Traces

Trace 1: C:\Users\MICROPROSS\Desktop\Project\san\TS_MPM3_NFC Forum Analog_v3.2.1\NFC Forum Analog Test Suite\[Default Session] Traces\[_1][J3]TC_AN20_POL_NFCB_02.123 (Minimum Vs,ov)[2020-09-18T142128]\Attempt 1\Trace.mplog

d. Pictures

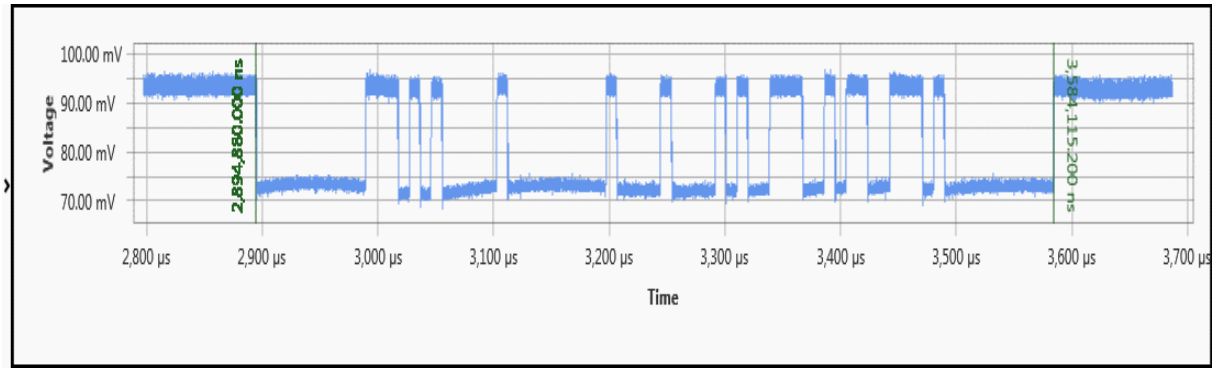

Picture

11-21 rue Hubble
Parc de la Haute borne
59650 Villeneuve d'Ascq – France
+33 320 746 630
smartcards@microprocss.com

142. Test: TC_AN20_POL_NFCB_02.000 (Maximum Vs,ov)

a. Test Case Information

Operator	*Default Operator*
Description	*This test verifies load modulation amplitude reception test. It is needed to have all position of the PowerTransferMeasurement (TC_AN20_POL_UND_01) with the result PASS. And then process the Load Modulation Setup*
Testing Date	*2020-09-18T14:22*
Device Name	*TCL2*
Device Serial Number	*MP3.12.35.20*
Firmware version	*43.0*
Driver version	*1.29*
MPManager version	*3.6.4*
Test case status	*PASSED*

b. Test Log

TC_AN20_POL_NFCB_02.000 (Maximum Vs,ov)

This test verifies load modulation amplitude reception test.

It is needed to have all position of the PowerTransferMeasurement (TC_AN20_POL_UND_01) with the result PASS.

And then process the Load Modulation Setup

Parameters:

Power Transfer (VS,OV): In the range between min and max VOV

Carrier frequency (fS,C): Nominal

Load Modulation (Vs,lma): Minimum, Maximum

11-21 rue Hubble
Parc de la Haute borne
59650 Villeneuve d'Ascq – France
+33 320 746 630
smartcards@microprocess.com

Modulation: Nominal

Device Configuration:

Poller: Device Under Test

NFC Forum Reference Device: Listener 1

Jumper Configuration:

Position J3 at position 1 (820 Ω)

Load Modulation (Vs,lma): Maximum

NFC-B_106 Maximal Vs,lma For Listener 1 and Poller 0

Position: 000

Attempt 1

VSet Vs,lma Maximum for Vs,ov = 6.90993

Execute exchange

Using Scenario from Activity 1.1

The scenario is compliant with specifications

The Polling Device under test shall function properly in each test condition.

The Load Modulation Amplitude Reception of the Polling Device under test is compliant.

TC_AN20_POL_NFCB_02.000 (Maximum Vs,ov) passed.

11-21 rue Hubble
Parc de la Haute borne
59650 Villeneuve d'Ascq – France
+33 320 746 630
smartcards@microprossss.com

c. MPLog Traces

Trace 1: C:\Users\MICROPROSS\Desktop\Project\san\TS_MPM3_NFC Forum Analog_v3.2.1\NFC Forum Analog Test Suite\[Default Session] Traces\[_1][J1]TC_AN20_POL_NFCB_02.000 (Maximum Vs,ov)[2020-09-18T142202]\Attempt 1\Trace.mplog

d. Pictures

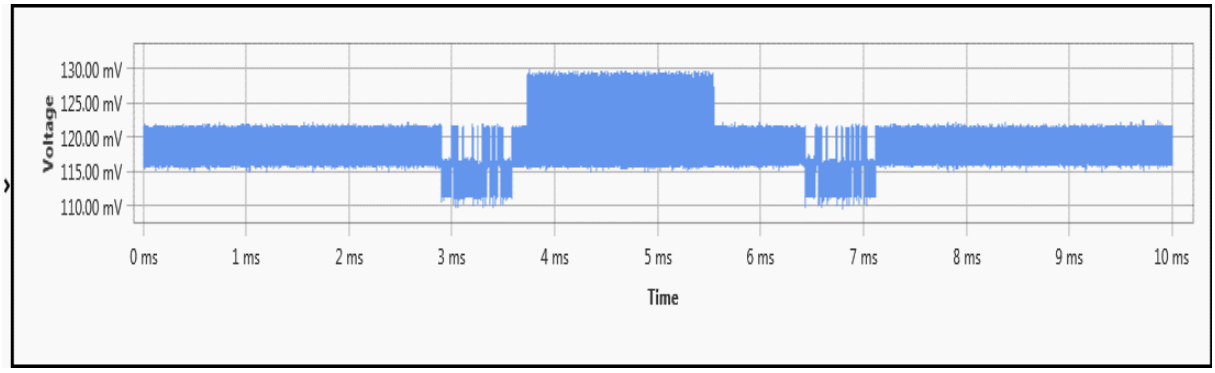

Picture

11-21 rue Hubble
Parc de la Haute borne
59650 Villeneuve d'Ascq – France
+33 320 746 630
smartcards@microprocss.com

143. Test: TC_AN20_POL_NFCB_02.010 (Maximum Vs,ov)

a. Test Case Information

Operator	*Default Operator*
Description	*This test verifies load modulation amplitude reception test. It is needed to have all position of the PowerTransferMeasurement (TC_AN20_POL_UND_01) with the result PASS. And then process the Load Modulation Setup*
Testing Date	*2020-09-18T14:22*
Device Name	*TCL2*
Device Serial Number	*MP3.12.35.20*
Firmware version	*43.0*
Driver version	*1.29*
MPManager version	*3.6.4*
Test case status	*PASSED*

b. Test Log

TC_AN20_POL_NFCB_02.010 (Maximum Vs,ov)

This test verifies load modulation amplitude reception test.

It is needed to have all position of the PowerTransferMeasurement (TC_AN20_POL_UND_01) with the result PASS.

And then process the Load Modulation Setup

Parameters:

Power Transfer (VS,OV): In the range between min and max VOV

Carrier frequency (fS,C): Nominal

Load Modulation (Vs,lma): Minimum, Maximum

11-21 rue Hubble
Parc de la Haute borne
59650 Villeneuve d'Ascq – France
+33 320 746 630
smartcards@microprocess.com

Modulation: Nominal

Device Configuration:

Poller: Device Under Test

NFC Forum Reference Device: Listener 1

Jumper Configuration:

Position J3 at position 1 (820 Ω)

Load Modulation (Vs,lma): Maximum

NFC-B_106 Maximal Vs,lma For Listener 1 and Poller 0

Position: 010

Attempt 1

VSet Vs,lma Maximum for Vs,ov = 6.90993

Execute exchange

Using Scenario from Activity 1.1

The scenario is compliant with specifications

The Polling Device under test shall function properly in each test condition.

The Load Modulation Amplitude Reception of the Polling Device under test is compliant.

TC_AN20_POL_NFCB_02.010 (Maximum Vs,ov) passed.

11-21 rue Hubble
Parc de la Haute borne
59650 Villeneuve d'Ascq – France
+33 320 746 630
smartcards@microprocess.com

c. MPLog Traces

Trace 1: C:\Users\MICROPROSS\Desktop\Project\san\TS_MPM3_NFC Forum Analog_v3.2.1\NFC Forum Analog Test Suite\[Default Session] Traces\[_1][J1]TC_AN20_POL_NFCB_02.010 (Maximum Vs,ov)[2020-09-18T142239]\Attempt 1\Trace.mplog

d. Pictures

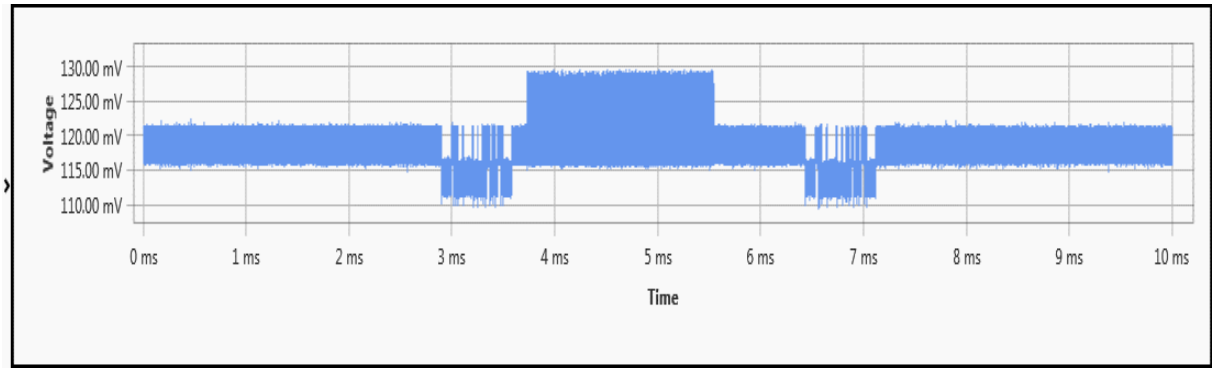

Picture

11-21 rue Hubble
Parc de la Haute borne
59650 Villeneuve d'Ascq – France
+33 320 746 630
smartcards@microprocss.com

144. Test: TC_AN20_POL_NFCB_02.011 (Maximum Vs,ov)

a. Test Case Information

Operator	*Default Operator*
Description	*This test verifies load modulation amplitude reception test. It is needed to have all position of the PowerTransferMeasurement (TC_AN20_POL_UND_01) with the result PASS. And then process the Load Modulation Setup*
Testing Date	*2020-09-18T14:23*
Device Name	*TCL2*
Device Serial Number	*MP3.12.35.20*
Firmware version	*43.0*
Driver version	*1.29*
MPManager version	*3.6.4*
Test case status	*PASSED*

b. Test Log

TC_AN20_POL_NFCB_02.011 (Maximum Vs,ov)

This test verifies load modulation amplitude reception test.

It is needed to have all position of the PowerTransferMeasurement (TC_AN20_POL_UND_01) with the result PASS.

And then process the Load Modulation Setup

Parameters:

Power Transfer (VS,OV): In the range between min and max VOV

Carrier frequency (fS,C): Nominal

Load Modulation (Vs,lma): Minimum, Maximum

11-21 rue Hubble
Parc de la Haute borne
59650 Villeneuve d'Ascq – France
+33 320 746 630
smartcards@microprocess.com

Modulation: Nominal

Device Configuration:

Poller: Device Under Test

NFC Forum Reference Device: Listener 1

Jumper Configuration:

Position J3 at position 1 (820 Ω)

Load Modulation (Vs,lma): Maximum

NFC-B_106 Maximal Vs,lma For Listener 1 and Poller 0

Position: 011

Attempt 1

VSet Vs,lma Maximum for Vs,ov = 6.90993

Execute exchange

Using Scenario from Activity 1.1

The scenario is compliant with specifications

The Polling Device under test shall function properly in each test condition.

The Load Modulation Amplitude Reception of the Polling Device under test is compliant.

TC_AN20_POL_NFCB_02.011 (Maximum Vs,ov) passed.

11-21 rue Hubble
Parc de la Haute borne
59650 Villeneuve d'Ascq – France
+33 320 746 630
smartcards@microprocess.com

c. MPLog Traces

Trace 1: C:\Users\MICROPROSS\Desktop\Project\san\TS_MPM3_NFC Forum Analog_v3.2.1\NFC Forum Analog Test Suite\[Default Session] Traces\[_1][J1]TC_AN20_POL_NFCB_02.011 (Maximum Vs,ov)[2020-09-18T142326]\Attempt 1\Trace.mplog

d. Pictures

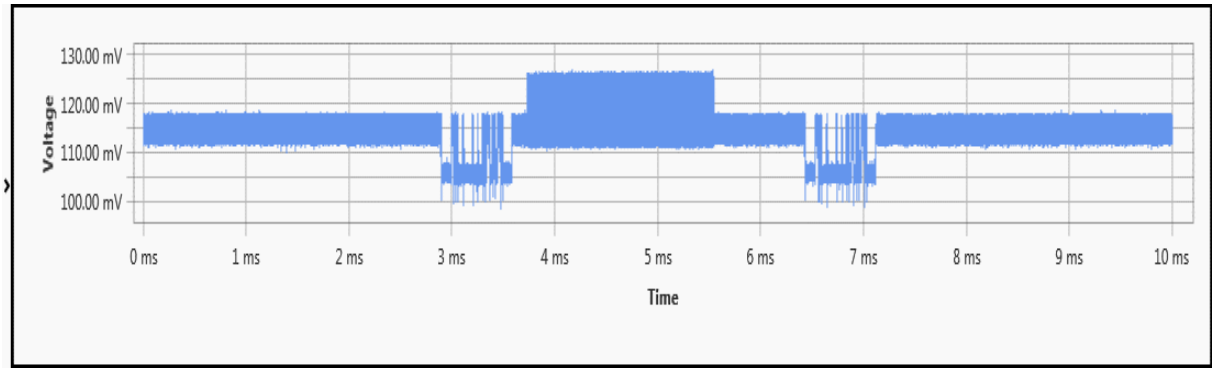

Picture

11-21 rue Hubble
Parc de la Haute borne
59650 Villeneuve d'Ascq – France
+33 320 746 630
smartcards@microprocess.com

145. Test: TC_AN20_POL_NFCB_02.012 (Maximum Vs,ov)

a. Test Case Information

Operator	*Default Operator*
Description	*This test verifies load modulation amplitude reception test. It is needed to have all position of the PowerTransferMeasurement (TC_AN20_POL_UND_01) with the result PASS. And then process the Load Modulation Setup*
Testing Date	*2020-09-18T14:24*
Device Name	*TCL2*
Device Serial Number	*MP3.12.35.20*
Firmware version	*43.0*
Driver version	*1.29*
MPManager version	*3.6.4*
Test case status	*PASSED*

b. Test Log

TC_AN20_POL_NFCB_02.012 (Maximum Vs,ov)

This test verifies load modulation amplitude reception test.

It is needed to have all position of the PowerTransferMeasurement (TC_AN20_POL_UND_01) with the result PASS.

And then process the Load Modulation Setup

Parameters:

Power Transfer (VS,OV): In the range between min and max VOV

Carrier frequency (fS,C): Nominal

Load Modulation (Vs,lma): Minimum, Maximum

11-21 rue Hubble
Parc de la Haute borne
59650 Villeneuve d'Ascq – France
+33 320 746 630
smartcards@microprocess.com

Modulation: Nominal

Device Configuration:

Poller: Device Under Test

NFC Forum Reference Device: Listener 1

Jumper Configuration:

Position J3 at position 1 (820 Ω)

Load Modulation (Vs,lma): Maximum

NFC-B_106 Maximal Vs,lma For Listener 1 and Poller 0

Position: 012

Attempt 1

VSet Vs,lma Maximum for Vs,ov = 6.90993

Execute exchange

Using Scenario from Activity 1.1

The scenario is compliant with specifications

The Polling Device under test shall function properly in each test condition.

The Load Modulation Amplitude Reception of the Polling Device under test is compliant.

TC_AN20_POL_NFCB_02.012 (Maximum Vs,ov) passed.

11-21 rue Hubble
Parc de la Haute borne
59650 Villeneuve d'Ascq – France
+33 320 746 630
smartcards@micropross.com

c. MPLog Traces

Trace 1: C:\Users\MICROPROSS\Desktop\Project\san\TS_MPM3_NFC Forum Analog_v3.2.1\NFC Forum Analog Test Suite\[Default Session] Traces\[_1][J1]TC_AN20_POL_NFCB_02.012 (Maximum Vs,ov)[2020-09-18T142402]\Attempt 1\Trace.mplog

d. Pictures

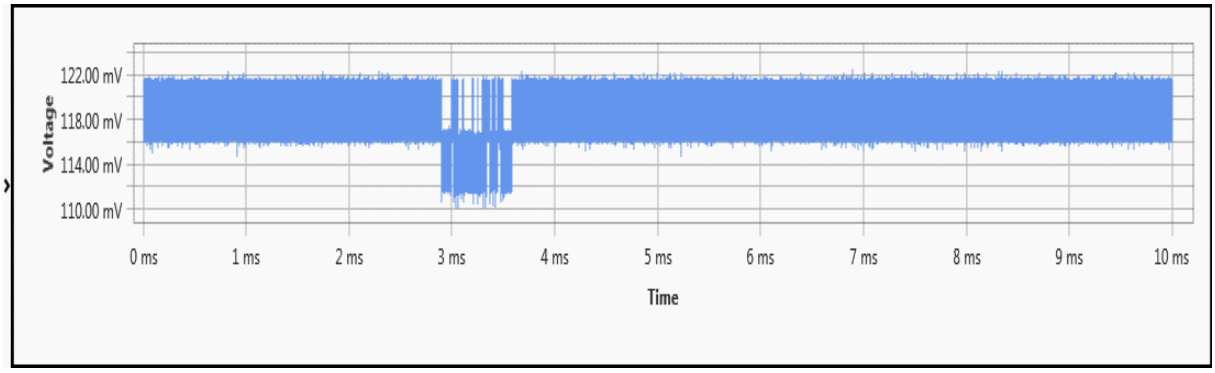

Picture

11-21 rue Hubble
Parc de la Haute borne
59650 Villeneuve d'Ascq – France
+33 320 746 630
smartcards@microprocess.com

146. Test: TC_AN20_POL_NFCB_02.013 (Maximum Vs,ov)

a. Test Case Information

Operator	*Default Operator*
Description	*This test verifies load modulation amplitude reception test. It is needed to have all position of the PowerTransferMeasurement (TC_AN20_POL_UND_01) with the result PASS. And then process the Load Modulation Setup*
Testing Date	*2020-09-18T14:24*
Device Name	*TCL2*
Device Serial Number	*MP3.12.35.20*
Firmware version	*43.0*
Driver version	*1.29*
MPManager version	*3.6.4*
Test case status	*PASSED*

b. Test Log

TC_AN20_POL_NFCB_02.013 (Maximum Vs,ov)

This test verifies load modulation amplitude reception test.

It is needed to have all position of the PowerTransferMeasurement (TC_AN20_POL_UND_01) with the result PASS.

And then process the Load Modulation Setup

Parameters:

Power Transfer (VS,OV): In the range between min and max VOV

Carrier frequency (fS,C): Nominal

Load Modulation (Vs,lma): Minimum, Maximum

11-21 rue Hubble
Parc de la Haute borne
59650 Villeneuve d'Ascq – France
+33 320 746 630
smartcards@microprocess.com

Modulation: Nominal

Device Configuration:

Poller: Device Under Test

NFC Forum Reference Device: Listener 1

Jumper Configuration:

Position J3 at position 1 (820 Ω)

Load Modulation (Vs,lma): Maximum

NFC-B_106 Maximal Vs,lma For Listener 1 and Poller 0

Position: 013

Attempt 1

VSet Vs,lma Maximum for Vs,ov = 6.90993

Execute exchange

Using Scenario from Activity 1.1

The scenario is compliant with specifications

The Polling Device under test shall function properly in each test condition.

The Load Modulation Amplitude Reception of the Polling Device under test is compliant.

TC_AN20_POL_NFCB_02.013 (Maximum Vs,ov) passed.

11-21 rue Hubble
Parc de la Haute borne
59650 Villeneuve d'Ascq – France
+33 320 746 630
smartcards@microprocess.com

c. MPLog Traces

Trace 1: C:\Users\MICROPROSS\Desktop\Project\san\TS_MPM3_NFC Forum Analog_v3.2.1\NFC Forum Analog Test Suite\[Default Session] Traces\[_1][J1]TC_AN20_POL_NFCB_02.013 (Maximum Vs,ov)[2020-09-18T142429]\Attempt 1\Trace.mplog

d. Pictures

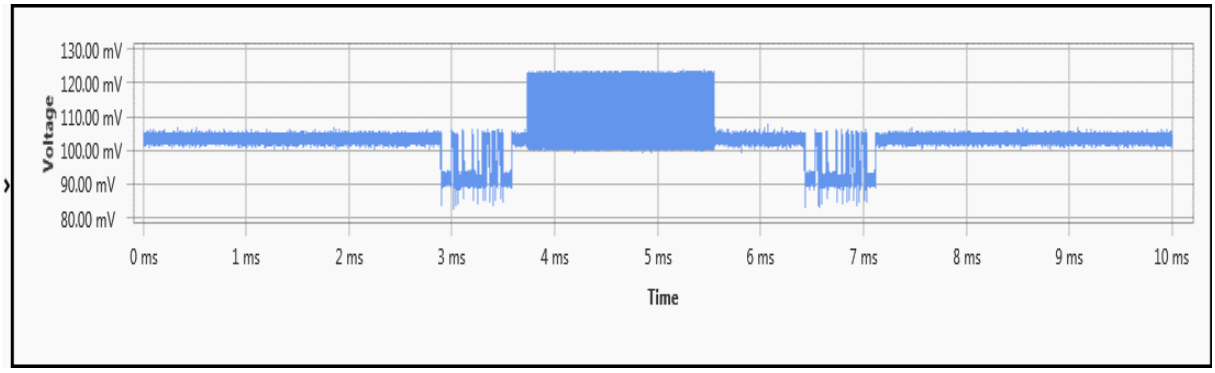

Picture

11-21 rue Hubble
Parc de la Haute borne
59650 Villeneuve d'Ascq – France
+33 320 746 630
smartcards@microprocss.com

147. Test: TC_AN20_POL_NFCB_02.100 (Maximum Vs,ov)

a. Test Case Information

Operator	*Default Operator*
Description	*This test verifies load modulation amplitude reception test. It is needed to have all position of the PowerTransferMeasurement (TC_AN20_POL_UND_01) with the result PASS. And then process the Load Modulation Setup*
Testing Date	*2020-09-18T14:25*
Device Name	*TCL2*
Device Serial Number	*MP3.12.35.20*
Firmware version	*43.0*
Driver version	*1.29*
MPManager version	*3.6.4*
Test case status	*PASSED*

b. Test Log

TC_AN20_POL_NFCB_02.100 (Maximum Vs,ov)

This test verifies load modulation amplitude reception test.

It is needed to have all position of the PowerTransferMeasurement (TC_AN20_POL_UND_01) with the result PASS.

And then process the Load Modulation Setup

Parameters:

Power Transfer (VS,OV): In the range between min and max VOV

Carrier frequency (fS,C): Nominal

Load Modulation (Vs,lma): Minimum, Maximum

11-21 rue Hubble
Parc de la Haute borne
59650 Villeneuve d'Ascq – France
+33 320 746 630
smartcards@microprocess.com

Modulation: Nominal

Device Configuration:

Poller: Device Under Test

NFC Forum Reference Device: Listener 1

Jumper Configuration:

Position J3 at position 1 (820 Ω)

Load Modulation (Vs,lma): Maximum

NFC-B_106 Maximal Vs,lma For Listener 1 and Poller 0

Position: 100

Attempt 1

VSet Vs,lma Maximum for Vs,ov = 6.90993

Execute exchange

Using Scenario from Activity 1.1

The scenario is compliant with specifications

The Polling Device under test shall function properly in each test condition.

The Load Modulation Amplitude Reception of the Polling Device under test is compliant.

TC_AN20_POL_NFCB_02.100 (Maximum Vs,ov) passed.

11-21 rue Hubble
Parc de la Haute borne
59650 Villeneuve d'Ascq – France
+33 320 746 630
smartcards@microprossx.com

c. MPLog Traces

Trace 1: C:\Users\MICROPROSS\Desktop\Project\san\TS_MPM3_NFC Forum Analog_v3.2.1\NFC Forum Analog Test Suite\[Default Session] Traces\[_1][J1]TC_AN20_POL_NFCB_02.100 (Maximum Vs,ov)[2020-09-18T142501]\Attempt 1\Trace.mplog

d. Pictures

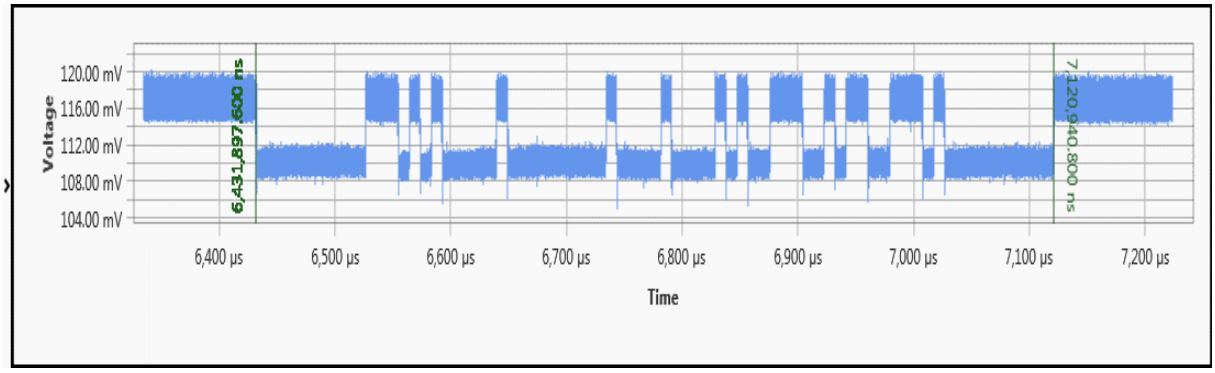

Picture

11-21 rue Hubble
Parc de la Haute borne
59650 Villeneuve d'Ascq – France
+33 320 746 630
smartcards@microprocss.com

148. Test: TC_AN20_POL_NFCB_02.110 (Maximum Vs,ov)

a. Test Case Information

Operator	*Default Operator*
Description	*This test verifies load modulation amplitude reception test. It is needed to have all position of the PowerTransferMeasurement (TC_AN20_POL_UND_01) with the result PASS. And then process the Load Modulation Setup*
Testing Date	*2020-09-18T14:26*
Device Name	*TCL2*
Device Serial Number	*MP3.12.35.20*
Firmware version	*43.0*
Driver version	*1.29*
MPManager version	*3.6.4*
Test case status	*PASSED*

b. Test Log

TC_AN20_POL_NFCB_02.110 (Maximum Vs,ov)

This test verifies load modulation amplitude reception test.

It is needed to have all position of the PowerTransferMeasurement (TC_AN20_POL_UND_01) with the result PASS.

And then process the Load Modulation Setup

Parameters:

Power Transfer (VS,OV): In the range between min and max VOV

Carrier frequency (fS,C): Nominal

Load Modulation (Vs,lma): Minimum, Maximum

11-21 rue Hubble
Parc de la Haute borne
59650 Villeneuve d'Ascq – France
+33 320 746 630
smartcards@microprocss.com

Modulation: Nominal

Device Configuration:

Poller: Device Under Test

NFC Forum Reference Device: Listener 1

Jumper Configuration:

Position J3 at position 1 (820 Ω)

Load Modulation (Vs,lma): Maximum

NFC-B_106 Maximal Vs,lma For Listener 1 and Poller 0

Position: 110

Attempt 1

VSet Vs,lma Maximum for Vs,ov = 6.90993

Execute exchange

Using Scenario from Activity 1.1

The scenario is compliant with specifications

The Polling Device under test shall function properly in each test condition.

The Load Modulation Amplitude Reception of the Polling Device under test is compliant.

TC_AN20_POL_NFCB_02.110 (Maximum Vs,ov) passed.

11-21 rue Hubble
Parc de la Haute borne
59650 Villeneuve d'Ascq – France
+33 320 746 630
smartcards@microprocess.com

c. MPLog Traces

Trace 1: C:\Users\MICROPROSS\Desktop\Project\san\TS_MPM3_NFC Forum Analog_v3.2.1\NFC Forum Analog Test Suite\[Default Session] Traces\[_1][J1]TC_AN20_POL_NFCB_02.110 (Maximum Vs,ov)[2020-09-18T142622]\Attempt 1\Trace.mplog

d. Pictures

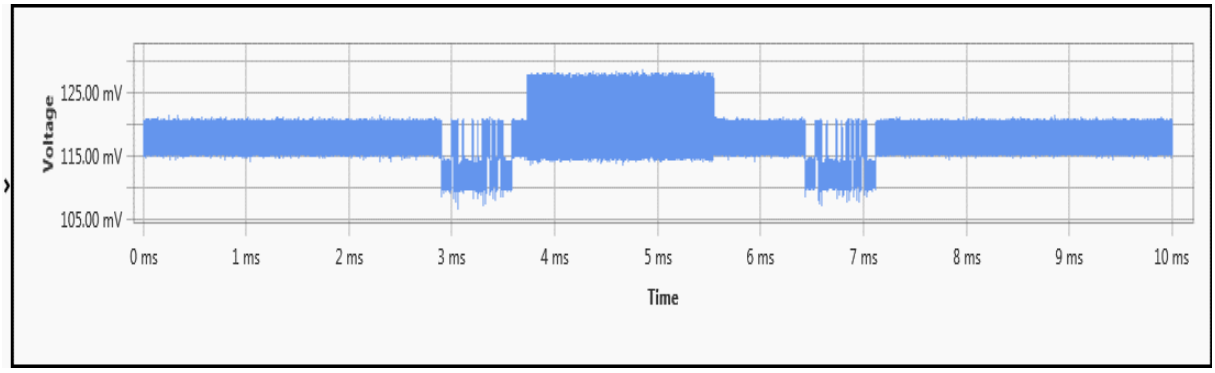

Picture

11-21 rue Hubble
Parc de la Haute borne
59650 Villeneuve d'Ascq – France
+33 320 746 630
smartcards@microprocess.com

149. Test: TC_AN20_POL_NFCB_02.111 (Maximum Vs,ov)

a. Test Case Information

Operator	*Default Operator*
Description	*This test verifies load modulation amplitude reception test. It is needed to have all position of the PowerTransferMeasurement (TC_AN20_POL_UND_01) with the result PASS. And then process the Load Modulation Setup*
Testing Date	*2020-09-18T14:26*
Device Name	*TCL2*
Device Serial Number	*MP3.12.35.20*
Firmware version	*43.0*
Driver version	*1.29*
MPManager version	*3.6.4*
Test case status	*PASSED*

b. Test Log

TC_AN20_POL_NFCB_02.111 (Maximum Vs,ov)

This test verifies load modulation amplitude reception test.

It is needed to have all position of the PowerTransferMeasurement (TC_AN20_POL_UND_01) with the result PASS.

And then process the Load Modulation Setup

Parameters:

Power Transfer (VS,OV): In the range between min and max VOV

Carrier frequency (fS,C): Nominal

Load Modulation (Vs,lma): Minimum, Maximum

11-21 rue Hubble
Parc de la Haute borne
59650 Villeneuve d'Ascq – France
+33 320 746 630
smartcards@microprocess.com

Modulation: Nominal

Device Configuration:

Poller: Device Under Test

NFC Forum Reference Device: Listener 1

Jumper Configuration:

Position J3 at position 1 (820 Ω)

Load Modulation (Vs,lma): Maximum

NFC-B_106 Maximal Vs,lma For Listener 1 and Poller 0

Position: 111

Attempt 1

VSet Vs,lma Maximum for Vs,ov = 6.90993

Execute exchange

Using Scenario from Activity 1.1

The scenario is compliant with specifications

The Polling Device under test shall function properly in each test condition.

The Load Modulation Amplitude Reception of the Polling Device under test is compliant.

TC_AN20_POL_NFCB_02.111 (Maximum Vs,ov) passed.

11-21 rue Hubble
Parc de la Haute borne
59650 Villeneuve d'Ascq – France
+33 320 746 630
smartcards@micropross.com

c. MPLog Traces

Trace 1: C:\Users\MICROPROSS\Desktop\Project\san\TS_MPM3_NFC Forum Analog_v3.2.1\NFC Forum Analog Test Suite\[Default Session] Traces\[_1][J1]TC_AN20_POL_NFCB_02.111 (Maximum Vs,ov)[2020-09-18T142652]\Attempt 1\Trace.mplog

d. Pictures

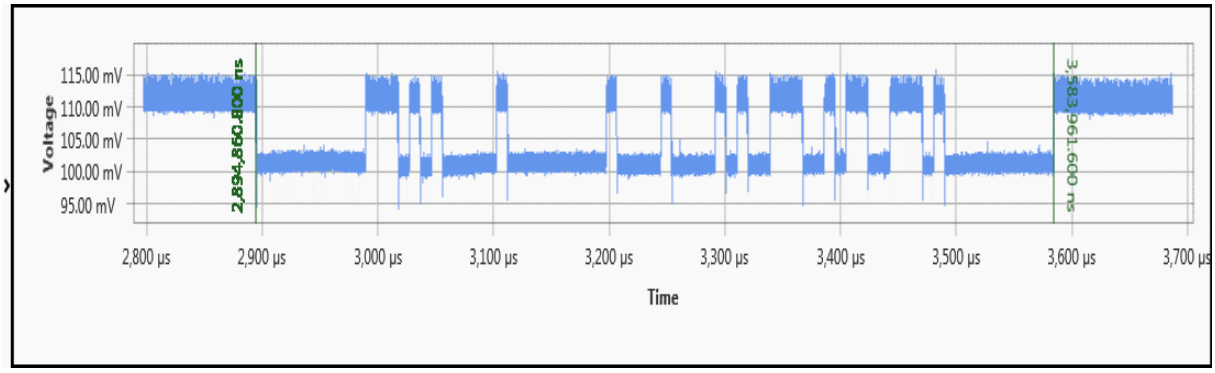

Picture

11-21 rue Hubble
Parc de la Haute borne
59650 Villeneuve d'Ascq – France
+33 320 746 630
smartcards@microprocss.com

150. Test: TC_AN20_POL_NFCB_02.112 (Maximum Vs,ov)

a. Test Case Information

Operator	*Default Operator*
Description	*This test verifies load modulation amplitude reception test. It is needed to have all position of the PowerTransferMeasurement (TC_AN20_POL_UND_01) with the result PASS. And then process the Load Modulation Setup*
Testing Date	*2020-09-18T14:27*
Device Name	*TCL2*
Device Serial Number	*MP3.12.35.20*
Firmware version	*43.0*
Driver version	*1.29*
MPManager version	*3.6.4*
Test case status	*PASSED*

b. Test Log

TC_AN20_POL_NFCB_02.112 (Maximum Vs,ov)

This test verifies load modulation amplitude reception test.

It is needed to have all position of the PowerTransferMeasurement (TC_AN20_POL_UND_01) with the result PASS.

And then process the Load Modulation Setup

Parameters:

Power Transfer (VS,OV): In the range between min and max VOV

Carrier frequency (fS,C): Nominal

Load Modulation (Vs,lma): Minimum, Maximum

11-21 rue Hubble
Parc de la Haute borne
59650 Villeneuve d'Ascq – France
+33 320 746 630
smartcards@microprocess.com

Modulation: Nominal

Device Configuration:

Poller: Device Under Test

NFC Forum Reference Device: Listener 1

Jumper Configuration:

Position J3 at position 1 (820 Ω)

Load Modulation (Vs,lma): Maximum

NFC-B_106 Maximal Vs,lma For Listener 1 and Poller 0

Position: 112

Attempt 1

VSet Vs,lma Maximum for Vs,ov = 6.90993

Execute exchange

Using Scenario from Activity 1.1

The scenario is compliant with specifications

The Polling Device under test shall function properly in each test condition.

The Load Modulation Amplitude Reception of the Polling Device under test is compliant.

TC_AN20_POL_NFCB_02.112 (Maximum Vs,ov) passed.

11-21 rue Hubble
Parc de la Haute borne
59650 Villeneuve d'Ascq – France
+33 320 746 630
smartcards@microprossss.com

c. MPLog Traces

Trace 1: C:\Users\MICROPROSS\Desktop\Project\san\TS_MPM3_NFC Forum Analog_v3.2.1\NFC Forum Analog Test Suite\[Default Session] Traces\[_1][J1]TC_AN20_POL_NFCB_02.112 (Maximum Vs,ov)[2020-09-18T142730]\Attempt 1\Trace.mplog

d. Pictures

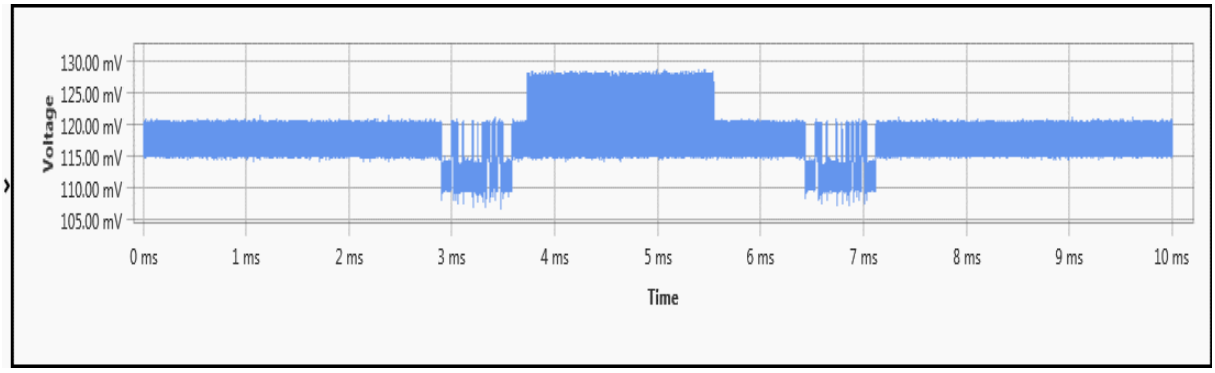

Picture

11-21 rue Hubble
Parc de la Haute borne
59650 Villeneuve d'Ascq – France
+33 320 746 630
smartcards@microprocss.com

151. Test: TC_AN20_POL_NFCB_02.113 (Maximum Vs,ov)

a. Test Case Information

Operator	*Default Operator*
Description	*This test verifies load modulation amplitude reception test. It is needed to have all position of the PowerTransferMeasurement (TC_AN20_POL_UND_01) with the result PASS. And then process the Load Modulation Setup*
Testing Date	*2020-09-18T14:27*
Device Name	*TCL2*
Device Serial Number	*MP3.12.35.20*
Firmware version	*43.0*
Driver version	*1.29*
MPManager version	*3.6.4*
Test case status	*PASSED*

b. Test Log

TC_AN20_POL_NFCB_02.113 (Maximum Vs,ov)

This test verifies load modulation amplitude reception test.

It is needed to have all position of the PowerTransferMeasurement (TC_AN20_POL_UND_01) with the result PASS.

And then process the Load Modulation Setup

Parameters:

Power Transfer (VS,OV): In the range between min and max VOV

Carrier frequency (fS,C): Nominal

Load Modulation (Vs,lma): Minimum, Maximum

11-21 rue Hubble
Parc de la Haute borne
59650 Villeneuve d'Ascq – France
+33 320 746 630
smartcards@microprocess.com

Modulation: Nominal

Device Configuration:

Poller: Device Under Test

NFC Forum Reference Device: Listener 1

Jumper Configuration:

Position J3 at position 1 (820 Ω)

Load Modulation (Vs,lma): Maximum

NFC-B_106 Maximal Vs,lma For Listener 1 and Poller 0

Position: 113

Attempt 1

VSet Vs,lma Maximum for Vs,ov = 6.90993

Execute exchange

Using Scenario from Activity 1.1

The scenario is compliant with specifications

The Polling Device under test shall function properly in each test condition.

The Load Modulation Amplitude Reception of the Polling Device under test is compliant.

TC_AN20_POL_NFCB_02.113 (Maximum Vs,ov) passed.

11-21 rue Hubble
Parc de la Haute borne
59650 Villeneuve d'Ascq – France
+33 320 746 630
smartcards@microprocess.com

c. MPLog Traces

Trace 1: C:\Users\MICROPROSS\Desktop\Project\san\TS_MPM3_NFC Forum Analog_v3.2.1\NFC Forum Analog Test Suite\[Default Session] Traces\[_1][J1]TC_AN20_POL_NFCB_02.113 (Maximum Vs,ov)[2020-09-18T142757]\Attempt 1\Trace.mplog

d. Pictures

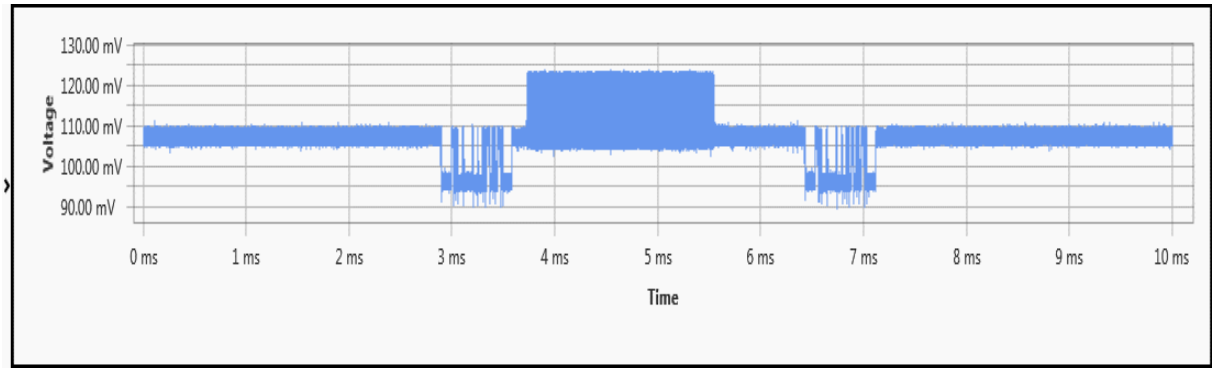

Picture

11-21 rue Hubble
Parc de la Haute borne
59650 Villeneuve d'Ascq – France
+33 320 746 630
smartcards@microprocss.com

152. Test: TC_AN20_POL_NFCB_02.120 (Maximum Vs,ov)

a. Test Case Information

Operator	*Default Operator*
Description	*This test verifies load modulation amplitude reception test. It is needed to have all position of the PowerTransferMeasurement (TC_AN20_POL_UND_01) with the result PASS. And then process the Load Modulation Setup*
Testing Date	*2020-09-18T14:28*
Device Name	*TCL2*
Device Serial Number	*MP3.12.35.20*
Firmware version	*43.0*
Driver version	*1.29*
MPManager version	*3.6.4*
Test case status	*PASSED*

b. Test Log

TC_AN20_POL_NFCB_02.120 (Maximum Vs,ov)

This test verifies load modulation amplitude reception test.

It is needed to have all position of the PowerTransferMeasurement (TC_AN20_POL_UND_01) with the result PASS.

And then process the Load Modulation Setup

Parameters:

Power Transfer (VS,OV): In the range between min and max VOV

Carrier frequency (fS,C): Nominal

Load Modulation (Vs,lma): Minimum, Maximum

11-21 rue Hubble
Parc de la Haute borne
59650 Villeneuve d'Ascq – France
+33 320 746 630
smartcards@microprocss.com

Modulation: Nominal

Device Configuration:

Poller: Device Under Test

NFC Forum Reference Device: Listener 1

Jumper Configuration:

Position J3 at position 1 (820 Ω)

Load Modulation (Vs,lma): Maximum

NFC-B_106 Maximal Vs,lma For Listener 1 and Poller 0

Position: 120

Attempt 1

VSet Vs,lma Maximum for Vs,ov = 6.90993

Execute exchange

Using Scenario from Activity 1.1

The scenario is compliant with specifications

The Polling Device under test shall function properly in each test condition.

The Load Modulation Amplitude Reception of the Polling Device under test is compliant.

TC_AN20_POL_NFCB_02.120 (Maximum Vs,ov) passed.

11-21 rue Hubble
Parc de la Haute borne
59650 Villeneuve d'Ascq – France
+33 320 746 630
smartcards@microprocess.com

c. MPLog Traces

Trace 1: C:\Users\MICROPROSS\Desktop\Project\san\TS_MPM3_NFC Forum Analog_v3.2.1\NFC Forum Analog Test Suite\[Default Session] Traces\[_1][J1]TC_AN20_POL_NFCB_02.120 (Maximum Vs,ov)[2020-09-18T142841]\Attempt 1\Trace.mplog

d. Pictures

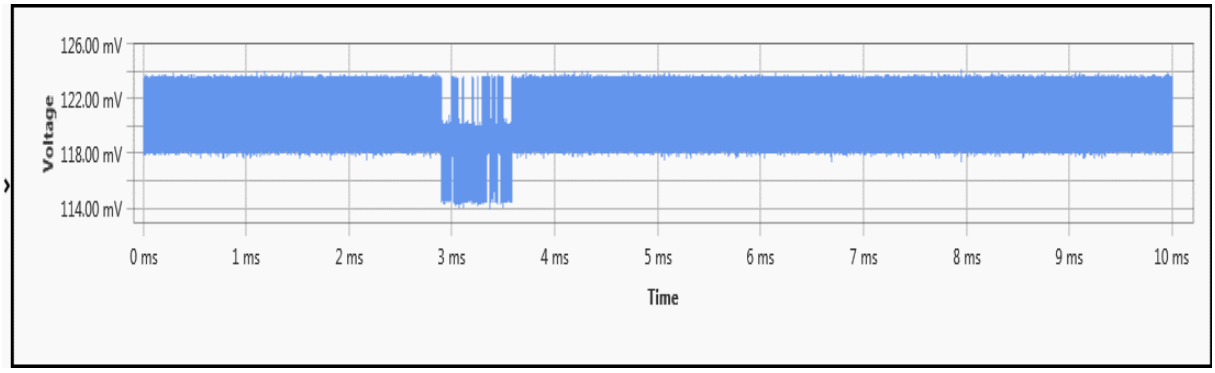

Picture

11-21 rue Hubble
Parc de la Haute borne
59650 Villeneuve d'Ascq – France
+33 320 746 630
smartcards@microprocss.com

153. Test: TC_AN20_POL_NFCB_02.121 (Maximum Vs,ov)

a. Test Case Information

Operator	*Default Operator*
Description	*This test verifies load modulation amplitude reception test. It is needed to have all position of the PowerTransferMeasurement (TC_AN20_POL_UND_01) with the result PASS. And then process the Load Modulation Setup*
Testing Date	*2020-09-18T14:29*
Device Name	*TCL2*
Device Serial Number	*MP3.12.35.20*
Firmware version	*43.0*
Driver version	*1.29*
MPManager version	*3.6.4*
Test case status	*PASSED*

b. Test Log

TC_AN20_POL_NFCB_02.121 (Maximum Vs,ov)

This test verifies load modulation amplitude reception test.

It is needed to have all position of the PowerTransferMeasurement (TC_AN20_POL_UND_01) with the result PASS.

And then process the Load Modulation Setup

Parameters:

Power Transfer (VS,OV): In the range between min and max VOV

Carrier frequency (fS,C): Nominal

Load Modulation (Vs,lma): Minimum, Maximum

11-21 rue Hubble
Parc de la Haute borne
59650 Villeneuve d'Ascq – France
+33 320 746 630
smartcards@microprocss.com

Modulation: Nominal

Device Configuration:

Poller: Device Under Test

NFC Forum Reference Device: Listener 1

Jumper Configuration:

Position J3 at position 1 (820 Ω)

Load Modulation (Vs,lma): Maximum

NFC-B_106 Maximal Vs,lma For Listener 1 and Poller 0

Position: 121

Attempt 1

VSet Vs,lma Maximum for Vs,ov = 6.90993

Execute exchange

Using Scenario from Activity 1.1

The scenario is compliant with specifications

The Polling Device under test shall function properly in each test condition.

The Load Modulation Amplitude Reception of the Polling Device under test is compliant.

TC_AN20_POL_NFCB_02.121 (Maximum Vs,ov) passed.

11-21 rue Hubble
Parc de la Haute borne
59650 Villeneuve d'Ascq – France
+33 320 746 630
smartcards@micropross.com

c. MPLog Traces

Trace 1: C:\Users\MICROPROSS\Desktop\Project\san\TS_MPM3_NFC Forum Analog_v3.2.1\NFC Forum Analog Test Suite\[Default Session] Traces\[_1][J1]TC_AN20_POL_NFCB_02.121 (Maximum Vs,ov)[2020-09-18T142912]\Attempt 1\Trace.mplog

d. Pictures

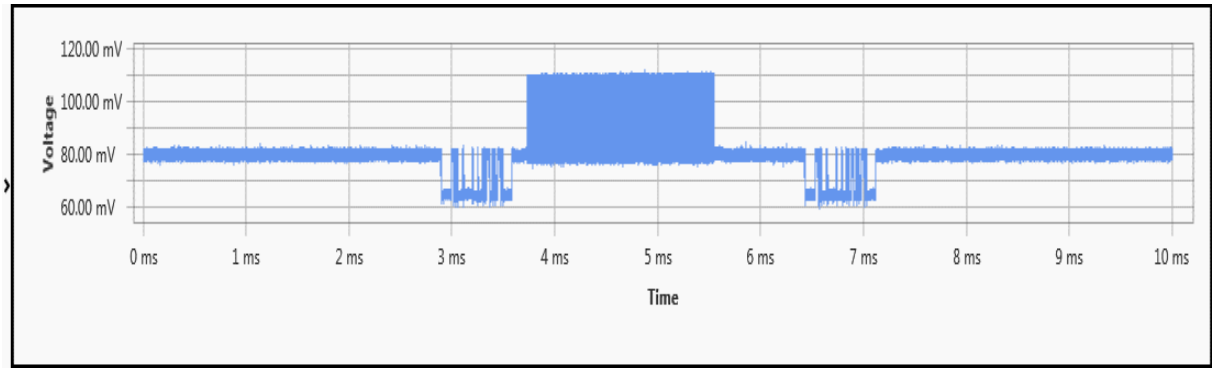

Picture

11-21 rue Hubble
Parc de la Haute borne
59650 Villeneuve d'Ascq – France
+33 320 746 630
smartcards@microprocss.com

154. Test: TC_AN20_POL_NFCB_02.122 (Maximum Vs,ov)

a. Test Case Information

Operator	*Default Operator*
Description	*This test verifies load modulation amplitude reception test. It is needed to have all position of the PowerTransferMeasurement (TC_AN20_POL_UND_01) with the result PASS. And then process the Load Modulation Setup*
Testing Date	*2020-09-18T14:29*
Device Name	*TCL2*
Device Serial Number	*MP3.12.35.20*
Firmware version	*43.0*
Driver version	*1.29*
MPManager version	*3.6.4*
Test case status	*PASSED*

b. Test Log

TC_AN20_POL_NFCB_02.122 (Maximum Vs,ov)

This test verifies load modulation amplitude reception test.

It is needed to have all position of the PowerTransferMeasurement (TC_AN20_POL_UND_01) with the result PASS.

And then process the Load Modulation Setup

Parameters:

Power Transfer (VS,OV): In the range between min and max VOV

Carrier frequency (fS,C): Nominal

Load Modulation (Vs,lma): Minimum, Maximum

11-21 rue Hubble
Parc de la Haute borne
59650 Villeneuve d'Ascq – France
+33 320 746 630
smartcards@microprocess.com

Modulation: Nominal

Device Configuration:

Poller: Device Under Test

NFC Forum Reference Device: Listener 1

Jumper Configuration:

Position J3 at position 1 (820 Ω)

Load Modulation (Vs,lma): Maximum

NFC-B_106 Maximal Vs,lma For Listener 1 and Poller 0

Position: 122

Attempt 1

VSet Vs,lma Maximum for Vs,ov = 6.90993

Execute exchange

Using Scenario from Activity 1.1

The scenario is compliant with specifications

The Polling Device under test shall function properly in each test condition.

The Load Modulation Amplitude Reception of the Polling Device under test is compliant.

TC_AN20_POL_NFCB_02.122 (Maximum Vs,ov) passed.

11-21 rue Hubble
Parc de la Haute borne
59650 Villeneuve d'Ascq – France
+33 320 746 630
smartcards@microprossx.com

c. MPLog Traces

Trace 1: C:\Users\MICROPROSS\Desktop\Project\san\TS_MPM3_NFC Forum Analog_v3.2.1\NFC Forum Analog Test Suite\[Default Session] Traces\[_1][J1]TC_AN20_POL_NFCB_02.122 (Maximum Vs,ov)[2020-09-18T142950]\Attempt 1\Trace.mplog

d. Pictures

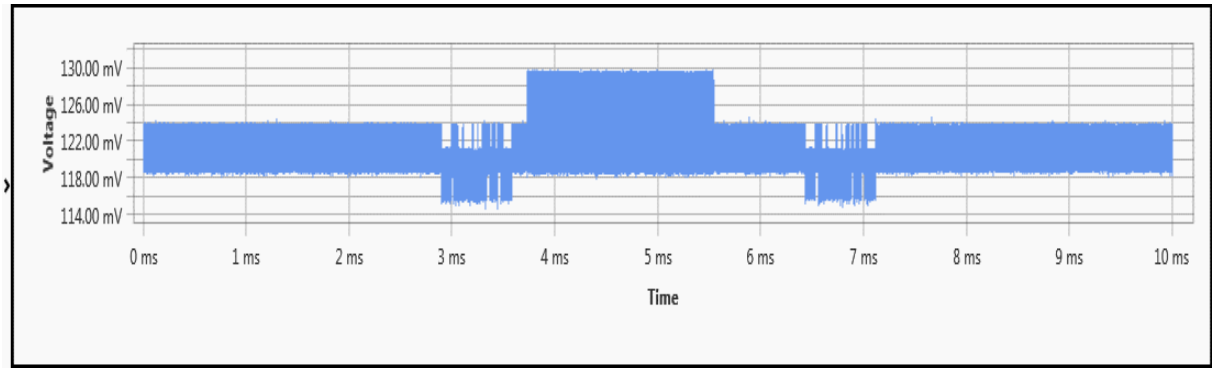

Picture

11-21 rue Hubble
Parc de la Haute borne
59650 Villeneuve d'Ascq – France
+33 320 746 630
smartcards@microprocss.com

155. Test: TC_AN20_POL_NFCB_02.123 (Maximum Vs,ov)

a. Test Case Information

Operator	*Default Operator*
Description	*This test verifies load modulation amplitude reception test. It is needed to have all position of the PowerTransferMeasurement (TC_AN20_POL_UND_01) with the result PASS. And then process the Load Modulation Setup*
Testing Date	*2020-09-18T14:30*
Device Name	*TCL2*
Device Serial Number	*MP3.12.35.20*
Firmware version	*43.0*
Driver version	*1.29*
MPManager version	*3.6.4*
Test case status	*PASSED*

b. Test Log

TC_AN20_POL_NFCB_02.123 (Maximum Vs,ov)

This test verifies load modulation amplitude reception test.

It is needed to have all position of the PowerTransferMeasurement (TC_AN20_POL_UND_01) with the result PASS.

And then process the Load Modulation Setup

Parameters:

Power Transfer (VS,OV): In the range between min and max VOV

Carrier frequency (fS,C): Nominal

Load Modulation (Vs,lma): Minimum, Maximum

11-21 rue Hubble
Parc de la Haute borne
59650 Villeneuve d'Ascq – France
+33 320 746 630
smartcards@microprocss.com

Modulation: Nominal

Device Configuration:

Poller: Device Under Test

NFC Forum Reference Device: Listener 1

Jumper Configuration:

Position J3 at position 1 (820 Ω)

Load Modulation (Vs,lma): Maximum

NFC-B_106 Maximal Vs,lma For Listener 1 and Poller 0

Position: 123

Attempt 1

VSet Vs,lma Maximum for Vs,ov = 6.90993

Execute exchange

Using Scenario from Activity 1.1

The scenario is compliant with specifications

The Polling Device under test shall function properly in each test condition.

The Load Modulation Amplitude Reception of the Polling Device under test is compliant.

TC_AN20_POL_NFCB_02.123 (Maximum Vs,ov) passed.

11-21 rue Hubble
Parc de la Haute borne
59650 Villeneuve d'Ascq – France
+33 320 746 630
smartcards@micropross.com

c. MPLog Traces

Trace 1: C:\Users\MICROPROSS\Desktop\Project\san\TS_MPM3_NFC Forum Analog_v3.2.1\NFC Forum Analog Test Suite\[Default Session] Traces\[_1][J1]TC_AN20_POL_NFCB_02.123 (Maximum Vs,ov)[2020-09-18T143029]\Attempt 1\Trace.mplog

d. Pictures

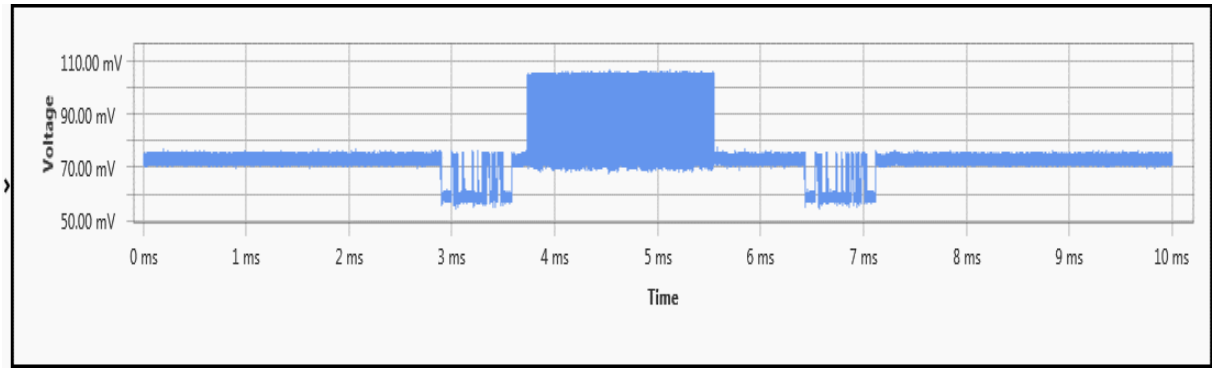

Picture

11-21 rue Hubble
Parc de la Haute borne
59650 Villeneuve d'Ascq – France
+33 320 746 630
smartcards@microprossx.com

156. Test: TC_AN20_POL_UND_01.000

a. Test Case Information

Operator	*Default Operator*
Description	*This test verifies poller power emission.*
Testing Date	*2020-08-18T15:37*
Device Name	*TCL2*
Device Serial Number	*MP3.12.35.20*
Firmware version	*43.0*
Driver version	*1.29*
MPManager version	*3.6.4*
Test case status	*PASSED*

b. Test Log

TC_AN20_POL_UND_01.000

This test verifies poller power emission.

Parameters:

Device Configuration:

Poller: Device Under Test

NFC Forum Reference Device: Listener 3

Jumper Configuration:

Position J3 at position 1 (820 Ω)

Position: 000

Attempt 1

11-21 rue Hubble
Parc de la Haute borne
59650 Villeneuve d'Ascq – France
+33 320 746 630
smartcards@microprossss.com

Mesured power emission of 7.492 V is more than specified value : 4.68 V at +/- 4.0 %

The voltage VOV measured on the NFC Forum Reference Listening Device, must be inside the minimum and maximum limits.

The power emission of the Polling Device under test is compliant.

TC_AN20_POL_UND_01.000 passed.

c. MPLog Traces

Trace 1: C:\Users\MICROPROSS\Desktop\Project\san\TS_MPM3_NFC Forum Analog_v3.2.1\NFC Forum Analog Test Suite\[Default Session] Traces\[_3][J1]TC_AN20_POL_UND_01.000[2020-08-18T153717]\Attempt 1\Trace.mplog

d. Pictures

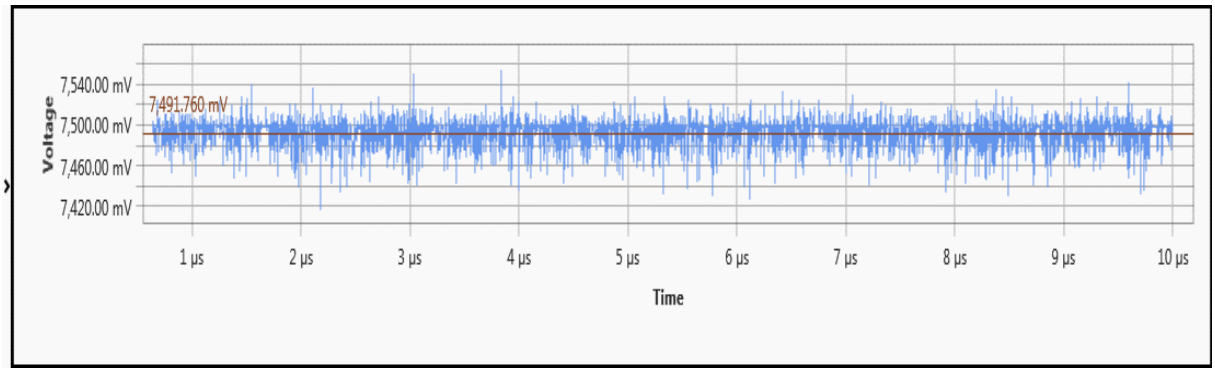

Picture

11-21 rue Hubble
Parc de la Haute borne
59650 Villeneuve d'Ascq – France
+33 320 746 630
smartcards@microprocess.com

157. Test: TC_AN20_POL_UND_01.010

a. Test Case Information

Operator	*Default Operator*
Description	*This test verifies poller power emission.*
Testing Date	*2020-08-18T15:40*
Device Name	*TCL2*
Device Serial Number	*MP3.12.35.20*
Firmware version	*43.0*
Driver version	*1.29*
MPManager version	*3.6.4*
Test case status	*PASSED*

b. Test Log

TC_AN20_POL_UND_01.010

This test verifies poller power emission.

Parameters:

Device Configuration:

Poller: Device Under Test

NFC Forum Reference Device: Listener 3

Jumper Configuration:

Position J3 at position 1 (820 Ω)

Position: 010

Attempt 1

11-21 rue Hubble
Parc de la Haute borne
59650 Villeneuve d'Ascq – France
+33 320 746 630
smartcards@micropross.com

Mesured power emission of 7.642 V is more than specified value : 4.68 V at +/- 4.0 %

The voltage VOV measured on the NFC Forum Reference Listening Device, must be inside the minimum and maximum limits.

The power emission of the Polling Device under test is compliant.

TC_AN20_POL_UND_01.010 passed.

c. MPLog Traces

Trace 1: C:\Users\MICROPROSS\Desktop\Project\san\TS_MPM3_NFC Forum Analog_v3.2.1\NFC Forum Analog Test Suite\[Default Session] Traces\[_3][J1]TC_AN20_POL_UND_01.010[2020-08-18T154016]\Attempt 1\Trace.mplog

d. Pictures

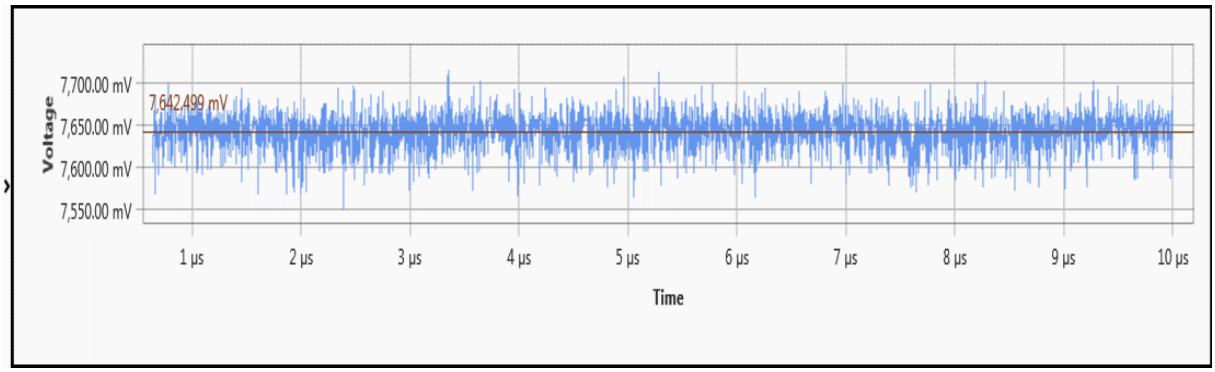

Picture

11-21 rue Hubble
Parc de la Haute borne
59650 Villeneuve d'Ascq – France
+33 320 746 630
smartcards@microprocess.com

158. Test: TC_AN20_POL_UND_01.011

a. Test Case Information

Operator	*Default Operator*
Description	*This test verifies poller power emission.*
Testing Date	*2020-08-18T15:42*
Device Name	*TCL2*
Device Serial Number	*MP3.12.35.20*
Firmware version	*43.0*
Driver version	*1.29*
MPManager version	*3.6.4*
Test case status	*PASSED*

b. Test Log

TC_AN20_POL_UND_01.011

This test verifies poller power emission.

Parameters:

Device Configuration:

Poller: Device Under Test

NFC Forum Reference Device: Listener 3

Jumper Configuration:

Position J3 at position 1 (820 Ω)

Position: 011

Attempt 1

11-21 rue Hubble
Parc de la Haute borne
59650 Villeneuve d'Ascq – France
+33 320 746 630
smartcards@micropross.com

Mesured power emission of 7.481 V is more than specified value : 4.68 V at +/- 4.0 %

The voltage VOV measured on the NFC Forum Reference Listening Device, must be inside the minimum and maximum limits.

The power emission of the Polling Device under test is compliant.

TC_AN20_POL_UND_01.011 passed.

c. MPLog Traces

Trace 1: C:\Users\MICROPROSS\Desktop\Project\san\TS_MPM3_NFC Forum Analog_v3.2.1\NFC Forum Analog Test Suite\[Default Session] Traces\[_3][J1]TC_AN20_POL_UND_01.011[2020-08-18T154225]\Attempt 1\Trace.mplog

d. Pictures

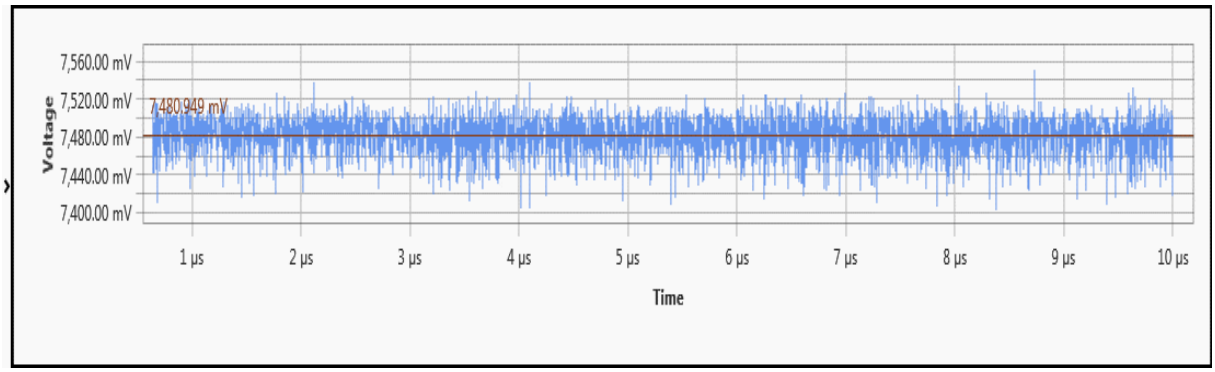

Picture

11-21 rue Hubble
Parc de la Haute borne
59650 Villeneuve d'Ascq – France
+33 320 746 630
smartcards@microprross.com

159. Test: TC_AN20_POL_UND_01.012

a. Test Case Information

Operator	*Default Operator*
Description	*This test verifies poller power emission.*
Testing Date	*2020-08-18T15:45*
Device Name	*TCL2*
Device Serial Number	*MP3.12.35.20*
Firmware version	*43.0*
Driver version	*1.29*
MPManager version	*3.6.4*
Test case status	*PASSED*

b. Test Log

TC_AN20_POL_UND_01.012

This test verifies poller power emission.

Parameters:

Device Configuration:

Poller: Device Under Test

NFC Forum Reference Device: Listener 3

Jumper Configuration:

Position J3 at position 1 (820 Ω)

Position: 012

Attempt 1

11-21 rue Hubble
Parc de la Haute borne
59650 Villeneuve d'Ascq – France
+33 320 746 630
smartcards@micropross.com

Mesured power emission of 7.653 V is more than specified value : 4.68 V at +/- 4.0 %

The voltage VOV measured on the NFC Forum Reference Listening Device, must be inside the minimum and maximum limits.

The power emission of the Polling Device under test is compliant.

TC_AN20_POL_UND_01.012 passed.

c. MPLog Traces

Trace 1: C:\Users\MICROPROSS\Desktop\Project\san\TS_MPM3_NFC Forum Analog_v3.2.1\NFC Forum Analog Test Suite\[Default Session] Traces\[_3][J1]TC_AN20_POL_UND_01.012[2020-08-18T154524]\Attempt 1\Trace.mplog

d. Pictures

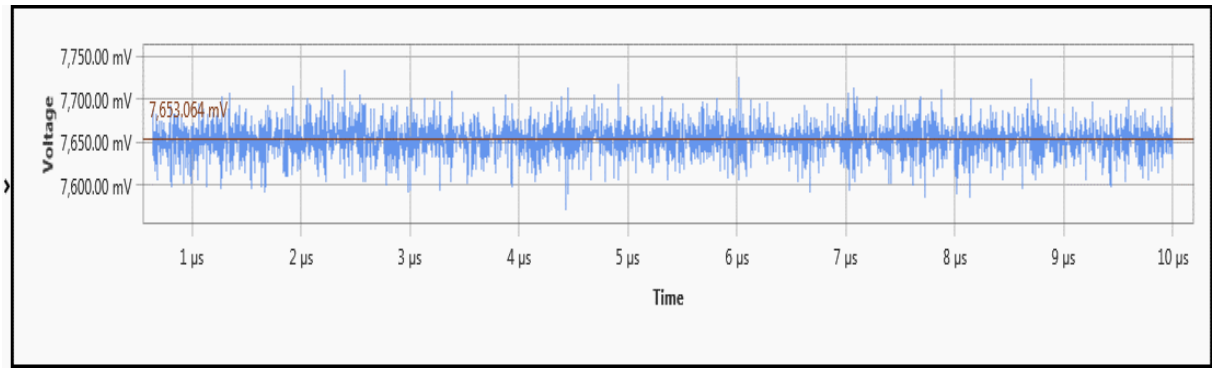

Picture

11-21 rue Hubble
Parc de la Haute borne
59650 Villeneuve d'Ascq – France
+33 320 746 630
smartcards@microprross.com

160. Test: TC_AN20_POL_UND_01.013

a. Test Case Information

Operator	*Default Operator*
Description	*This test verifies poller power emission.*
Testing Date	*2020-08-18T15:47*
Device Name	*TCL2*
Device Serial Number	*MP3.12.35.20*
Firmware version	*43.0*
Driver version	*1.29*
MPManager version	*3.6.4*
Test case status	*PASSED*

b. Test Log

TC_AN20_POL_UND_01.013

This test verifies poller power emission.

Parameters:

Device Configuration:

Poller: Device Under Test

NFC Forum Reference Device: Listener 3

Jumper Configuration:

Position J3 at position 1 (820 Ω)

Position: 013

Attempt 1

11-21 rue Hubble
Parc de la Haute borne
59650 Villeneuve d'Ascq – France
+33 320 746 630
smartcards@micropross.com

Mesured power emission of 7.476 V is more than specified value : 4.68 V at +/- 4.0 %

The voltage VOV measured on the NFC Forum Reference Listening Device, must be inside the minimum and maximum limits.

The power emission of the Polling Device under test is compliant.

TC_AN20_POL_UND_01.013 passed.

c. MPLog Traces

Trace 1: C:\Users\MICROPROSS\Desktop\Project\san\TS_MPM3_NFC Forum Analog_v3.2.1\NFC Forum Analog Test Suite\[Default Session] Traces\[_3][J1]TC_AN20_POL_UND_01.013[2020-08-18T154748]\Attempt 1\Trace.mplog

d. Pictures

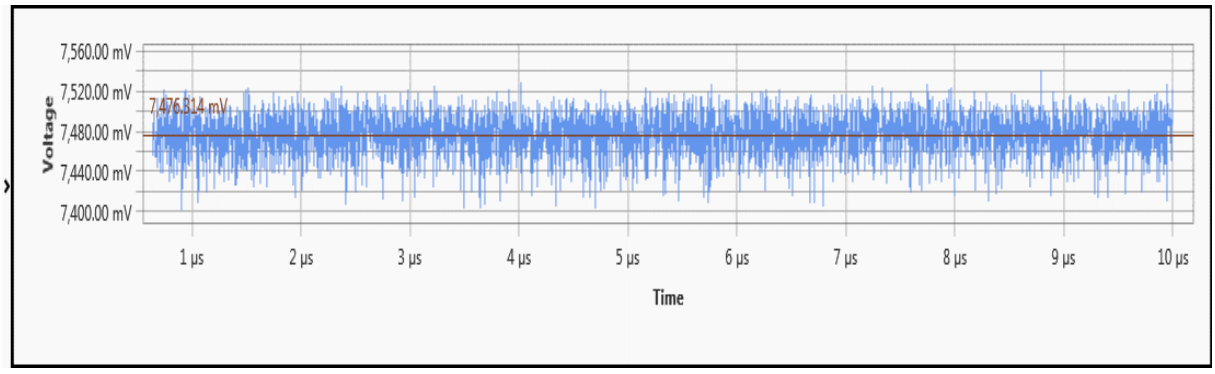

Picture

11-21 rue Hubble
Parc de la Haute borne
59650 Villeneuve d'Ascq – France
+33 320 746 630
smartcards@microprross.com

161. Test: TC_AN20_POL_UND_01.100

a. Test Case Information

Operator	*Default Operator*
Description	*This test verifies poller power emission.*
Testing Date	*2020-08-18T15:50*
Device Name	*TCL2*
Device Serial Number	*MP3.12.35.20*
Firmware version	*43.0*
Driver version	*1.29*
MPManager version	*3.6.4*
Test case status	*PASSED*

b. Test Log

TC_AN20_POL_UND_01.100

This test verifies poller power emission.

Parameters:

Device Configuration:

Poller: Device Under Test

NFC Forum Reference Device: Listener 3

Jumper Configuration:

Position J3 at position 1 (820 Ω)

Position: 100

Attempt 1

11-21 rue Hubble
Parc de la Haute borne
59650 Villeneuve d'Ascq – France
+33 320 746 630
smartcards@micropross.com

Mesured power emission of 7.815 V is more than specified value : 4.68 V at +/- 4.0 %

The voltage VOV measured on the NFC Forum Reference Listening Device, must be inside the minimum and maximum limits.

The power emission of the Polling Device under test is compliant.

TC_AN20_POL_UND_01.100 passed.

c. MPLog Traces

Trace 1: C:\Users\MICROPROSS\Desktop\Project\san\TS_MPM3_NFC Forum Analog_v3.2.1\NFC Forum Analog Test Suite\[Default Session] Traces\[_3][J1]TC_AN20_POL_UND_01.100[2020-08-18T155001]\Attempt 1\Trace.mplog

d. Pictures

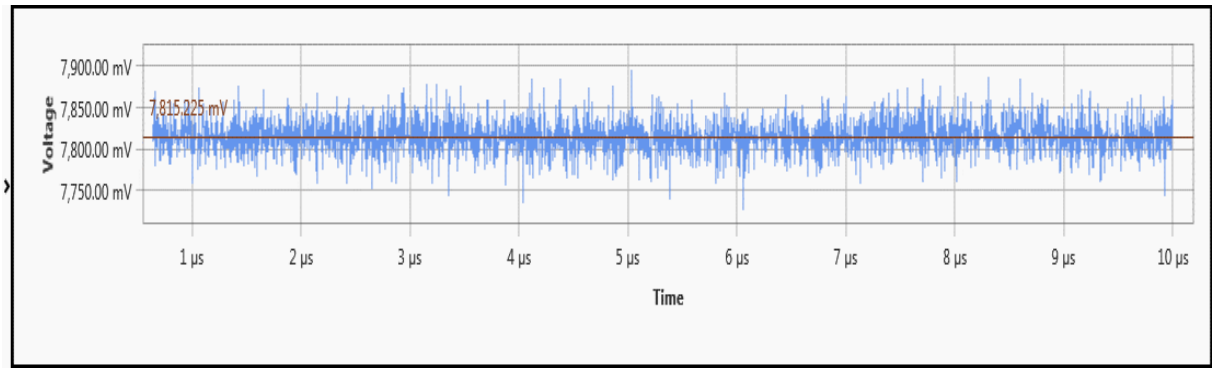

Picture

11-21 rue Hubble
Parc de la Haute borne
59650 Villeneuve d'Ascq – France
+33 320 746 630
smartcards@microprocess.com

162. Test: TC_AN20_POL_UND_01.110

a. Test Case Information

Operator	*Default Operator*
Description	*This test verifies poller power emission.*
Testing Date	*2020-08-18T15:52*
Device Name	*TCL2*
Device Serial Number	*MP3.12.35.20*
Firmware version	*43.0*
Driver version	*1.29*
MPManager version	*3.6.4*
Test case status	*PASSED*

b. Test Log

TC_AN20_POL_UND_01.110

This test verifies poller power emission.

Parameters:

Device Configuration:

Poller: Device Under Test

NFC Forum Reference Device: Listener 3

Jumper Configuration:

Position J3 at position 1 (820 Ω)

Position: 110

Attempt 1

11-21 rue Hubble
Parc de la Haute borne
59650 Villeneuve d'Ascq – France
+33 320 746 630
smartcards@microprossx.com

Mesured power emission of 7.807 V is more than specified value : 4.68 V at +/- 4.0 %

The voltage VOV measured on the NFC Forum Reference Listening Device, must be inside the minimum and maximum limits.

The power emission of the Polling Device under test is compliant.

TC_AN20_POL_UND_01.110 passed.

c. MPLog Traces

Trace 1: C:\Users\MICROPROSS\Desktop\Project\san\TS_MPM3_NFC Forum Analog_v3.2.1\NFC Forum Analog Test Suite\[Default Session] Traces\[_3][J1]TC_AN20_POL_UND_01.110[2020-08-18T155216]\Attempt 1\Trace.mplog

d. Pictures

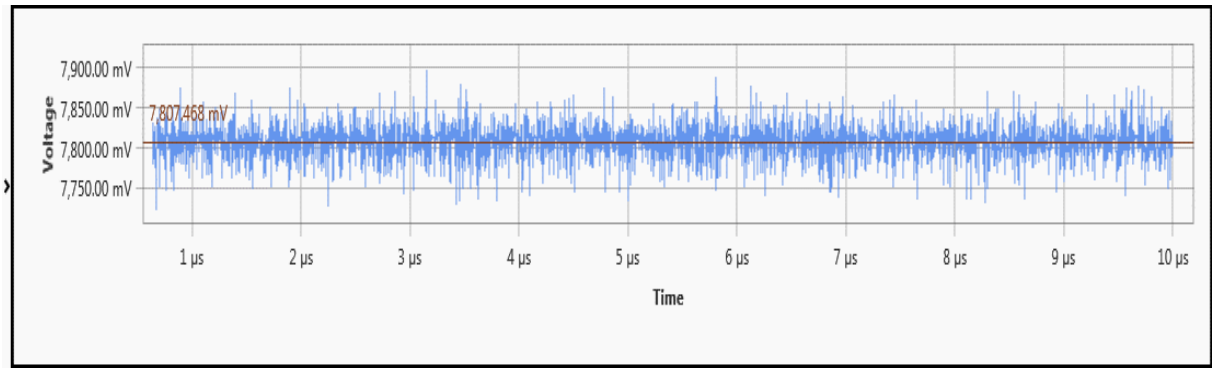

Picture

11-21 rue Hubble
Parc de la Haute borne
59650 Villeneuve d'Ascq – France
+33 320 746 630
smartcards@microprross.com

163. Test: TC_AN20_POL_UND_01.111

a. Test Case Information

Operator	*Default Operator*
Description	*This test verifies poller power emission.*
Testing Date	*2020-08-18T15:54*
Device Name	*TCL2*
Device Serial Number	*MP3.12.35.20*
Firmware version	*43.0*
Driver version	*1.29*
MPManager version	*3.6.4*
Test case status	*PASSED*

b. Test Log

TC_AN20_POL_UND_01.111

This test verifies poller power emission.

Parameters:

Device Configuration:

Poller: Device Under Test

NFC Forum Reference Device: Listener 3

Jumper Configuration:

Position J3 at position 1 (820 Ω)

Position: 111

Attempt 1

11-21 rue Hubble
Parc de la Haute borne
59650 Villeneuve d'Ascq – France
+33 320 746 630
smartcards@micropross.com

Mesured power emission of 7.826 V is more than specified value : 4.68 V at +/- 4.0 %

The voltage VOV measured on the NFC Forum Reference Listening Device, must be inside the minimum and maximum limits.

The power emission of the Polling Device under test is compliant.

TC_AN20_POL_UND_01.111 passed.

c. MPLog Traces

Trace 1: C:\Users\MICROPROSS\Desktop\Project\san\TS_MPM3_NFC Forum Analog_v3.2.1\NFC Forum Analog Test Suite\[Default Session] Traces\[_3][J1]TC_AN20_POL_UND_01.111[2020-08-18T155427]\Attempt 1\Trace.mplog

d. Pictures

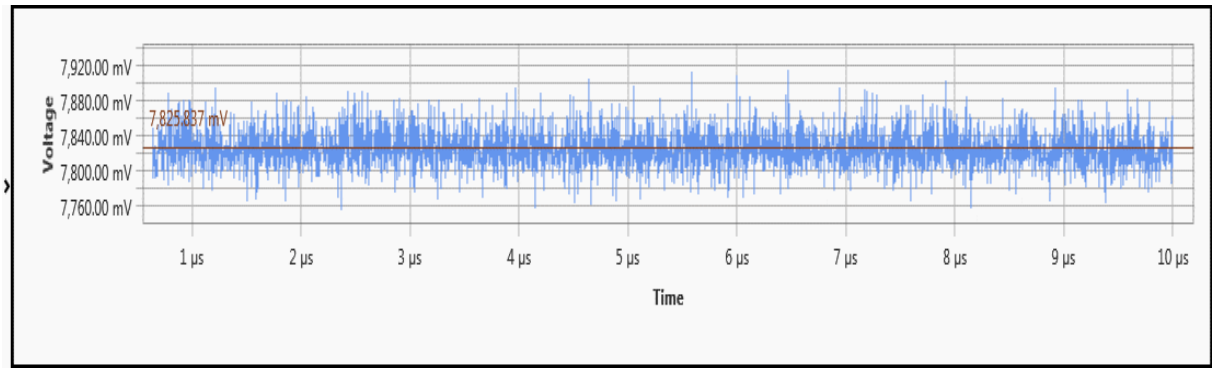

Picture

11-21 rue Hubble
Parc de la Haute borne
59650 Villeneuve d'Ascq – France
+33 320 746 630
smartcards@microprross.com

164. Test: TC_AN20_POL_UND_01.112

a. Test Case Information

Operator	*Default Operator*
Description	*This test verifies poller power emission.*
Testing Date	*2020-08-18T15:57*
Device Name	*TCL2*
Device Serial Number	*MP3.12.35.20*
Firmware version	*43.0*
Driver version	*1.29*
MPManager version	*3.6.4*
Test case status	*PASSED*

b. Test Log

TC_AN20_POL_UND_01.112

This test verifies poller power emission.

Parameters:

Device Configuration:

Poller: Device Under Test

NFC Forum Reference Device: Listener 3

Jumper Configuration:

Position J3 at position 1 (820 Ω)

Position: 112

Attempt 1

11-21 rue Hubble
Parc de la Haute borne
59650 Villeneuve d'Ascq – France
+33 320 746 630
smartcards@micropross.com

Mesured power emission of 7.799 V is more than specified value : 4.68 V at +/- 4.0 %

The voltage VOV measured on the NFC Forum Reference Listening Device, must be inside the minimum and maximum limits.

The power emission of the Polling Device under test is compliant.

TC_AN20_POL_UND_01.112 passed.

c. MPLog Traces

Trace 1: C:\Users\MICROPROSS\Desktop\Project\san\TS_MPM3_NFC Forum Analog_v3.2.1\NFC Forum Analog Test Suite\[Default Session] Traces\[_3][J1]TC_AN20_POL_UND_01.112[2020-08-18T155701]\Attempt 1\Trace.mplog

d. Pictures

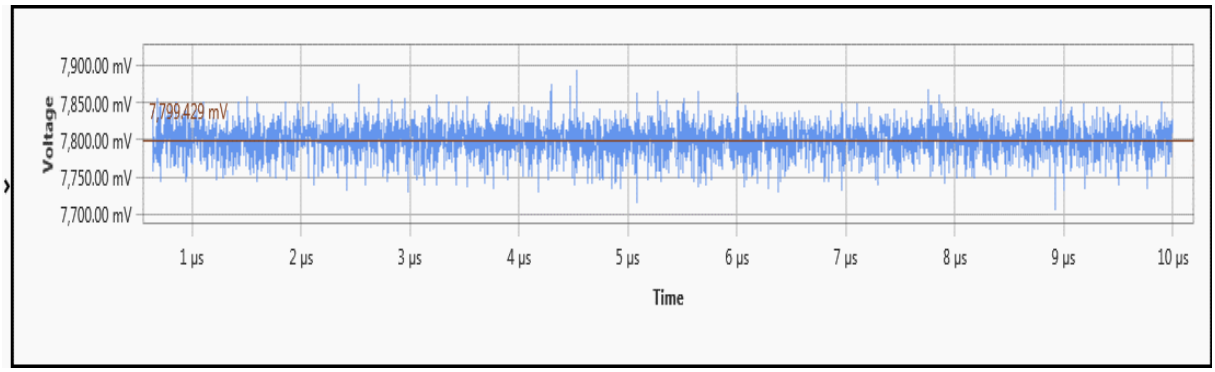

Picture

11-21 rue Hubble
Parc de la Haute borne
59650 Villeneuve d'Ascq – France
+33 320 746 630
smartcards@microprross.com

165. Test: TC_AN20_POL_UND_01.113

a. Test Case Information

Operator	*Default Operator*
Description	*This test verifies poller power emission.*
Testing Date	*2020-08-18T15:59*
Device Name	*TCL2*
Device Serial Number	*MP3.12.35.20*
Firmware version	*43.0*
Driver version	*1.29*
MPManager version	*3.6.4*
Test case status	*PASSED*

b. Test Log

TC_AN20_POL_UND_01.113

This test verifies poller power emission.

Parameters:

Device Configuration:

Poller: Device Under Test

NFC Forum Reference Device: Listener 3

Jumper Configuration:

Position J3 at position 1 (820 Ω)

Position: 113

Attempt 1

11-21 rue Hubble
Parc de la Haute borne
59650 Villeneuve d'Ascq – France
+33 320 746 630
smartcards@micropross.com

Mesured power emission of 7.826 V is more than specified value : 4.68 V at +/- 4.0 %

The voltage VOV measured on the NFC Forum Reference Listening Device, must be inside the minimum and maximum limits.

The power emission of the Polling Device under test is compliant.

TC_AN20_POL_UND_01.113 passed.

c. MPLog Traces

Trace 1: C:\Users\MICROPROSS\Desktop\Project\san\TS_MPM3_NFC Forum Analog_v3.2.1\NFC Forum Analog Test Suite\[Default Session] Traces\[_3][J1]TC_AN20_POL_UND_01.113[2020-08-18T155941]\Attempt 1\Trace.mplog

d. Pictures

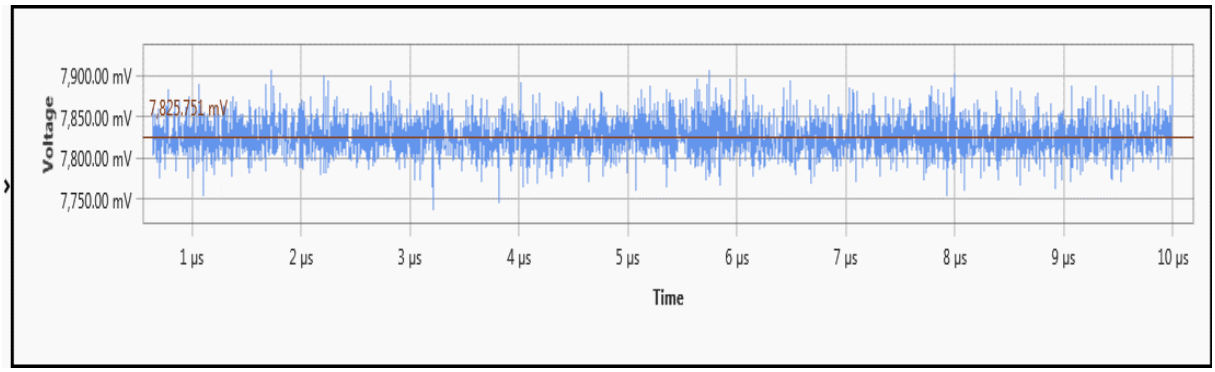

Picture

11-21 rue Hubble
Parc de la Haute borne
59650 Villeneuve d'Ascq – France
+33 320 746 630
smartcards@microprocess.com

166. Test: TC_AN20_POL_UND_01.120

a. Test Case Information

Operator	*Default Operator*
Description	*This test verifies poller power emission.*
Testing Date	*2020-08-18T16:02*
Device Name	*TCL2*
Device Serial Number	*MP3.12.35.20*
Firmware version	*43.0*
Driver version	*1.29*
MPManager version	*3.6.4*
Test case status	*PASSED*

b. Test Log

TC_AN20_POL_UND_01.120

This test verifies poller power emission.

Parameters:

Device Configuration:

Poller: Device Under Test

NFC Forum Reference Device: Listener 3

Jumper Configuration:

Position J3 at position 1 (820 Ω)

Position: 120

Attempt 1

11-21 rue Hubble
Parc de la Haute borne
59650 Villeneuve d'Ascq – France
+33 320 746 630
smartcards@micropross.com

Mesured power emission of 7.660 V is more than specified value : 4.68 V at +/- 4.0 %

The voltage VOV measured on the NFC Forum Reference Listening Device, must be inside the minimum and maximum limits.

The power emission of the Polling Device under test is compliant.

TC_AN20_POL_UND_01.120 passed.

c. MPLog Traces

Trace 1: C:\Users\MICROPROSS\Desktop\Project\san\TS_MPM3_NFC Forum Analog_v3.2.1\NFC Forum Analog Test Suite\[Default Session] Traces\[_3][J1]TC_AN20_POL_UND_01.120[2020-08-18T160208]\Attempt 1\Trace.mplog

d. Pictures

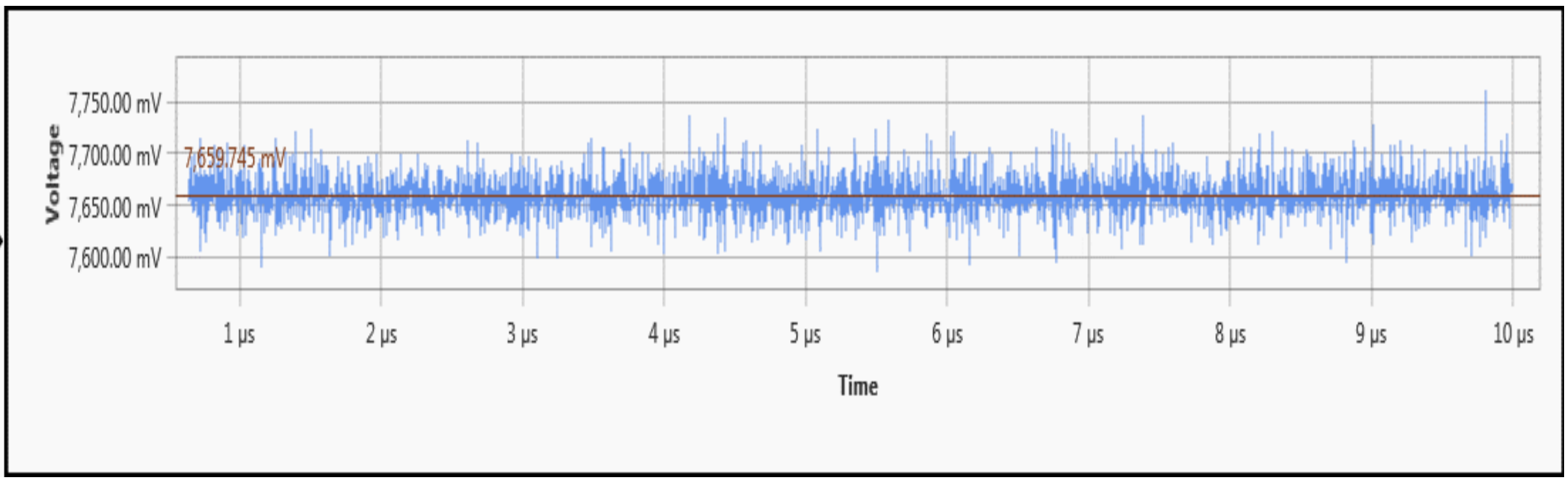

Picture

11-21 rue Hubble
Parc de la Haute borne
59650 Villeneuve d'Ascq – France
+33 320 746 630
smartcards@microprossx.com

167. Test: TC_AN20_POL_UND_01.121

a. Test Case Information

Operator	*Default Operator*
Description	*This test verifies poller power emission.*
Testing Date	*2020-08-18T16:04*
Device Name	*TCL2*
Device Serial Number	*MP3.12.35.20*
Firmware version	*43.0*
Driver version	*1.29*
MPManager version	*3.6.4*
Test case status	*PASSED*

b. Test Log

TC_AN20_POL_UND_01.121

This test verifies poller power emission.

Parameters:

Device Configuration:

Poller: Device Under Test

NFC Forum Reference Device: Listener 3

Jumper Configuration:

Position J3 at position 1 (820 Ω)

Position: 121

Attempt 1

11-21 rue Hubble
Parc de la Haute borne
59650 Villeneuve d'Ascq – France
+33 320 746 630
smartcards@micropross.com

Mesured power emission of 7.847 V is more than specified value : 4.68 V at +/- 4.0 %

The voltage VOV measured on the NFC Forum Reference Listening Device, must be inside the minimum and maximum limits.

The power emission of the Polling Device under test is compliant.

TC_AN20_POL_UND_01.121 passed.

c. MPLog Traces

Trace 1: C:\Users\MICROPROSS\Desktop\Project\san\TS_MPM3_NFC Forum Analog_v3.2.1\NFC Forum Analog Test Suite\[Default Session] Traces\[_3][J1]TC_AN20_POL_UND_01.121[2020-08-18T160432]\Attempt 1\Trace.mplog

d. Pictures

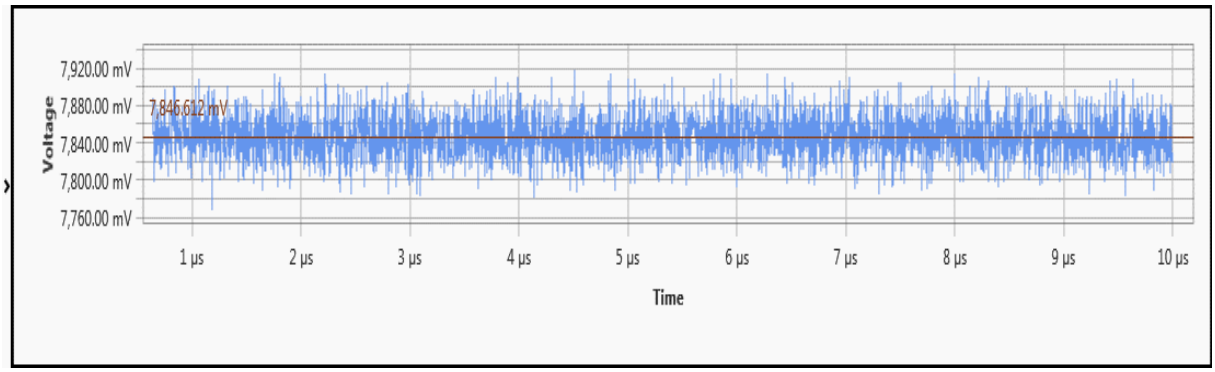

Picture

11-21 rue Hubble
Parc de la Haute borne
59650 Villeneuve d'Ascq – France
+33 320 746 630
smartcards@microprossx.com

168. Test: TC_AN20_POL_UND_01.122

a. Test Case Information

Operator	*Default Operator*
Description	*This test verifies poller power emission.*
Testing Date	*2020-08-18T16:07*
Device Name	*TCL2*
Device Serial Number	*MP3.12.35.20*
Firmware version	*43.0*
Driver version	*1.29*
MPManager version	*3.6.4*
Test case status	*PASSED*

b. Test Log

TC_AN20_POL_UND_01.122

This test verifies poller power emission.

Parameters:

Device Configuration:

Poller: Device Under Test

NFC Forum Reference Device: Listener 3

Jumper Configuration:

Position J3 at position 1 (820 Ω)

Position: 122

Attempt 1

11-21 rue Hubble
Parc de la Haute borne
59650 Villeneuve d'Ascq – France
+33 320 746 630
smartcards@micropross.com

Mesured power emission of 7.623 V is more than specified value : 4.68 V at +/- 4.0 %

The voltage VOV measured on the NFC Forum Reference Listening Device, must be inside the minimum and maximum limits.

The power emission of the Polling Device under test is compliant.

TC_AN20_POL_UND_01.122 passed.

c. MPLog Traces

Trace 1: C:\Users\MICROPROSS\Desktop\Project\san\TS_MPM3_NFC Forum Analog_v3.2.1\NFC Forum Analog Test Suite\[Default Session] Traces\[_3][J1]TC_AN20_POL_UND_01.122[2020-08-18T160751]\Attempt 1\Trace.mplog

d. Pictures

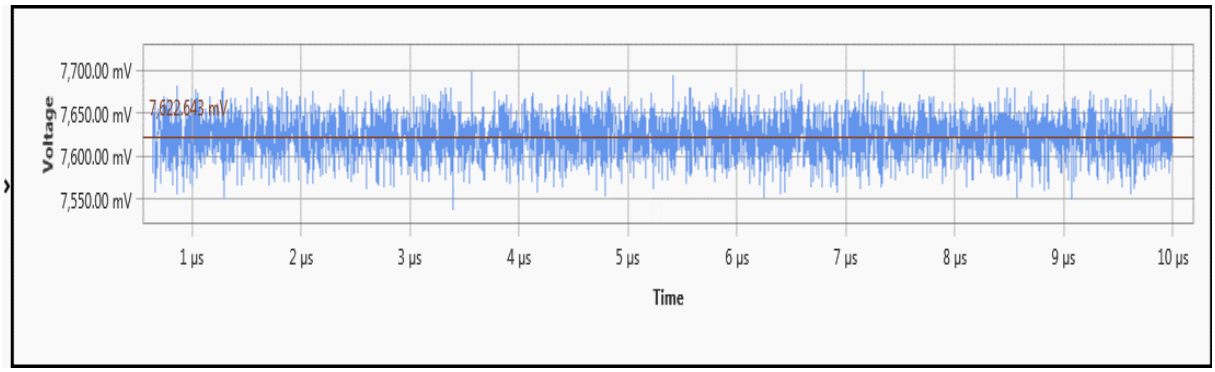

Picture

11-21 rue Hubble
Parc de la Haute borne
59650 Villeneuve d'Ascq – France
+33 320 746 630
smartcards@microprross.com

169. Test: TC_AN20_POL_UND_01.123

a. Test Case Information

Operator	*Default Operator*
Description	*This test verifies poller power emission.*
Testing Date	*2020-08-18T16:10*
Device Name	*TCL2*
Device Serial Number	*MP3.12.35.20*
Firmware version	*43.0*
Driver version	*1.29*
MPManager version	*3.6.4*
Test case status	*PASSED*

b. Test Log

TC_AN20_POL_UND_01.123

This test verifies poller power emission.

Parameters:

Device Configuration:

Poller: Device Under Test

NFC Forum Reference Device: Listener 3

Jumper Configuration:

Position J3 at position 1 (820 Ω)

Position: 123

Attempt 1

11-21 rue Hubble
Parc de la Haute borne
59650 Villeneuve d'Ascq – France
+33 320 746 630
smartcards@micropross.com

Mesured power emission of 7.845 V is more than specified value : 4.68 V at +/- 4.0 %

The voltage VOV measured on the NFC Forum Reference Listening Device, must be inside the minimum and maximum limits.

The power emission of the Polling Device under test is compliant.

TC_AN20_POL_UND_01.123 passed.

c. MPLog Traces

Trace 1: C:\Users\MICROPROSS\Desktop\Project\san\TS_MPM3_NFC Forum Analog_v3.2.1\NFC Forum Analog Test Suite\[Default Session] Traces\[_3][J1]TC_AN20_POL_UND_01.123[2020-08-18T161002]\Attempt 1\Trace.mplog

d. Pictures

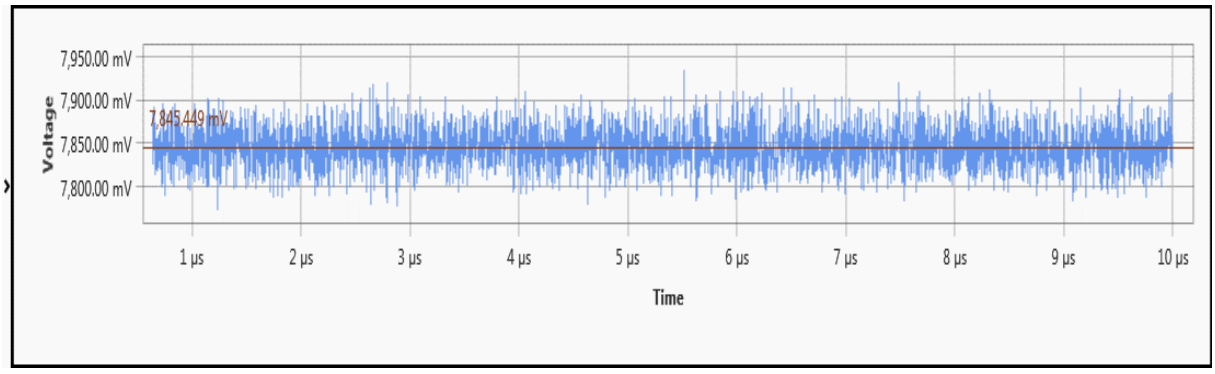

Picture

11-21 rue Hubble
Parc de la Haute borne
59650 Villeneuve d'Ascq – France
+33 320 746 630
smartcards@microprocess.com

170. Test: TC_AN20_POL_UND_02.000

a. Test Case Information

Operator	*Default Operator*
Description	*This test verifies poller power emission.*
Testing Date	*2020-08-18T15:38*
Device Name	*TCL2*
Device Serial Number	*MP3.12.35.20*
Firmware version	*43.0*
Driver version	*1.29*
MPManager version	*3.6.4*
Test case status	*PASSED*

b. Test Log

TC_AN20_POL_UND_02.000

This test verifies poller power emission.

Parameters:

Device Configuration:

Poller: Device Under Test

NFC Forum Reference Device: Listener 3

Jumper Configuration:

Position J3 at position 2 (82 Ω)

Position: 000

Attempt 1

11-21 rue Hubble
Parc de la Haute borne
59650 Villeneuve d'Ascq – France
+33 320 746 630
smartcards@micropross.com

Mesured power emission of 1.618 V is less than specified value : 2.30 V at +/- 4.0 %

The voltage VOV measured on the NFC Forum Reference Listening Device, must be inside the minimum and maximum limits.

The power emission of the Polling Device under test is compliant.

TC_AN20_POL_UND_02.000 passed.

c. MPLog Traces

Trace 1: C:\Users\MICROPROSS\Desktop\Project\san\TS_MPM3_NFC Forum Analog_v3.2.1\NFC Forum Analog Test Suite\[Default Session] Traces\[_3][J2]TC_AN20_POL_UND_02.000[2020-08-18T153843]\Attempt 1\Trace.mplog

d. Pictures

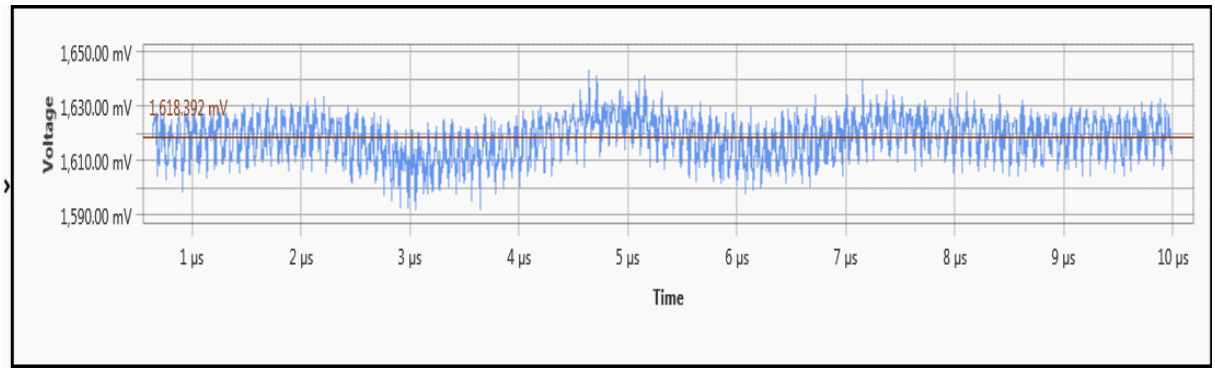

Picture

11-21 rue Hubble
Parc de la Haute borne
59650 Villeneuve d'Ascq – France
+33 320 746 630
smartcards@microprross.com

171. Test: TC_AN20_POL_UND_02.010

a. Test Case Information

Operator	*Default Operator*
Description	*This test verifies poller power emission.*
Testing Date	*2020-08-18T15:41*
Device Name	*TCL2*
Device Serial Number	*MP3.12.35.20*
Firmware version	*43.0*
Driver version	*1.29*
MPManager version	*3.6.4*
Test case status	*PASSED*

b. Test Log

TC_AN20_POL_UND_02.010

This test verifies poller power emission.

Parameters:

Device Configuration:

Poller: Device Under Test

NFC Forum Reference Device: Listener 3

Jumper Configuration:

Position J3 at position 2 (82 Ω)

Position: 010

Attempt 1

11-21 rue Hubble
Parc de la Haute borne
59650 Villeneuve d'Ascq – France
+33 320 746 630
smartcards@micropross.com

Mesured power emission of 1.544 V is less than specified value : 2.30 V at +/- 4.0 %

The voltage VOV measured on the NFC Forum Reference Listening Device, must be inside the minimum and maximum limits.

The power emission of the Polling Device under test is compliant.

TC_AN20_POL_UND_02.010 passed.

c. MPLog Traces

Trace 1: C:\Users\MICROPROSS\Desktop\Project\san\TS_MPM3_NFC Forum Analog_v3.2.1\NFC Forum Analog Test Suite\[Default Session] Traces\[_3][J2]TC_AN20_POL_UND_02.010[2020-08-18T154136]\Attempt 1\Trace.mplog

d. Pictures

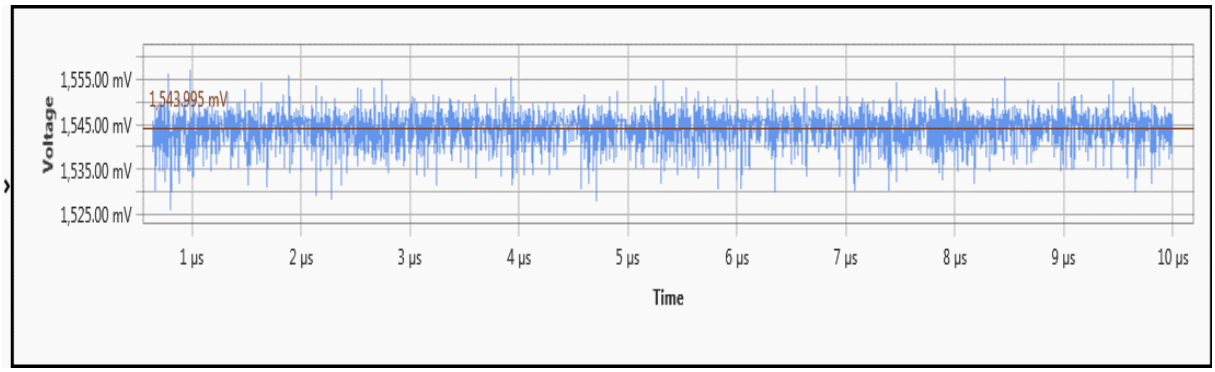

Picture

11-21 rue Hubble
Parc de la Haute borne
59650 Villeneuve d'Ascq – France
+33 320 746 630
smartcards@microprocss.com

172. Test: TC_AN20_POL_UND_02.011

a. Test Case Information

Operator	*Default Operator*
Description	*This test verifies poller power emission.*
Testing Date	*2020-08-18T15:44*
Device Name	*TCL2*
Device Serial Number	*MP3.12.35.20*
Firmware version	*43.0*
Driver version	*1.29*
MPManager version	*3.6.4*
Test case status	*PASSED*

b. Test Log

TC_AN20_POL_UND_02.011

This test verifies poller power emission.

Parameters:

Device Configuration:

Poller: Device Under Test

NFC Forum Reference Device: Listener 3

Jumper Configuration:

Position J3 at position 2 (82 Ω)

Position: 011

Attempt 1

11-21 rue Hubble
Parc de la Haute borne
59650 Villeneuve d'Ascq – France
+33 320 746 630
smartcards@micropross.com

Mesured power emission of 1.625 V is less than specified value : 2.30 V at +/- 4.0 %

The voltage VOV measured on the NFC Forum Reference Listening Device, must be inside the minimum and maximum limits.

The power emission of the Polling Device under test is compliant.

TC_AN20_POL_UND_02.011 passed.

c. MPLog Traces

Trace 1: C:\Users\MICROPROSS\Desktop\Project\san\TS_MPM3_NFC Forum Analog_v3.2.1\NFC Forum Analog Test Suite\[Default Session] Traces\[_3][J2]TC_AN20_POL_UND_02.011[2020-08-18T154445]\Attempt 1\Trace.mplog

d. Pictures

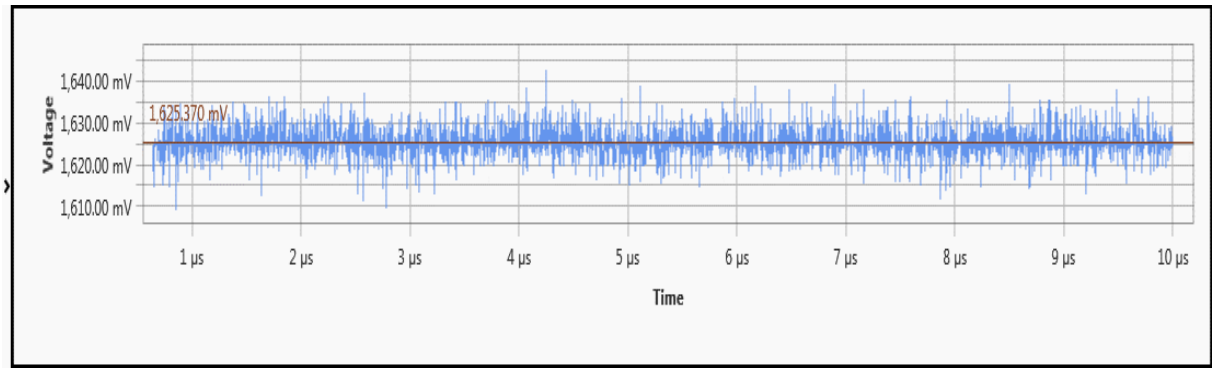

Picture

11-21 rue Hubble
Parc de la Haute borne
59650 Villeneuve d'Ascq – France
+33 320 746 630
smartcards@microprocess.com

173. Test: TC_AN20_POL_UND_02.012

a. Test Case Information

Operator	*Default Operator*
Description	*This test verifies poller power emission.*
Testing Date	*2020-08-18T15:46*
Device Name	*TCL2*
Device Serial Number	*MP3.12.35.20*
Firmware version	*43.0*
Driver version	*1.29*
MPManager version	*3.6.4*
Test case status	*PASSED*

b. Test Log

TC_AN20_POL_UND_02.012

This test verifies poller power emission.

Parameters:

Device Configuration:

Poller: Device Under Test

NFC Forum Reference Device: Listener 3

Jumper Configuration:

Position J3 at position 2 (82 Ω)

Position: 012

Attempt 1

11-21 rue Hubble
Parc de la Haute borne
59650 Villeneuve d'Ascq – France
+33 320 746 630
smartcards@microprossx.com

Mesured power emission of 1.526 V is less than specified value : 2.30 V at +/- 4.0 %

The voltage VOV measured on the NFC Forum Reference Listening Device, must be inside the minimum and maximum limits.

The power emission of the Polling Device under test is compliant.

TC_AN20_POL_UND_02.012 passed.

c. MPLog Traces

Trace 1: C:\Users\MICROPROSS\Desktop\Project\san\TS_MPM3_NFC Forum Analog_v3.2.1\NFC Forum Analog Test Suite\[Default Session] Traces\[_3][J2]TC_AN20_POL_UND_02.012[2020-08-18T154653]\Attempt 1\Trace.mplog

d. Pictures

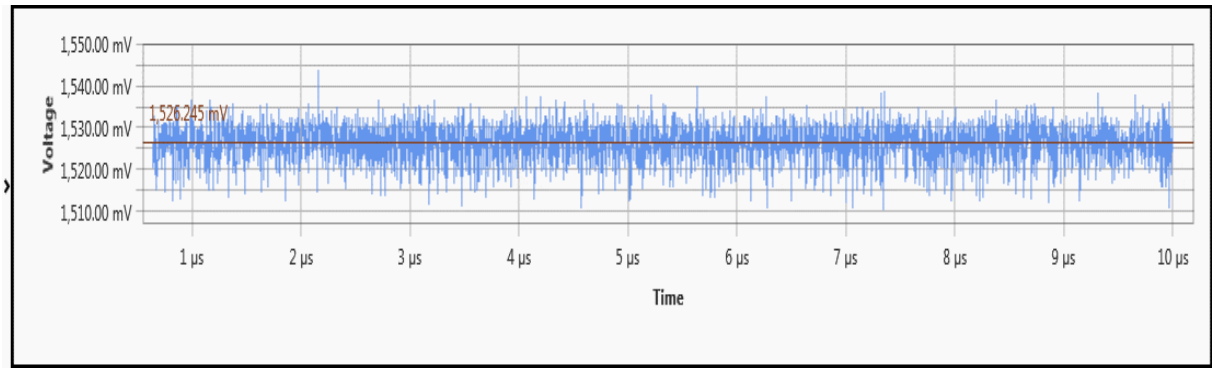

Picture

11-21 rue Hubble
Parc de la Haute borne
59650 Villeneuve d'Ascq – France
+33 320 746 630
smartcards@microprossx.com

174. Test: TC_AN20_POL_UND_02.013

a. Test Case Information

Operator	*Default Operator*
Description	*This test verifies poller power emission.*
Testing Date	*2020-08-18T15:49*
Device Name	*TCL2*
Device Serial Number	*MP3.12.35.20*
Firmware version	*43.0*
Driver version	*1.29*
MPManager version	*3.6.4*
Test case status	*PASSED*

b. Test Log

TC_AN20_POL_UND_02.013

This test verifies poller power emission.

Parameters:

Device Configuration:

Poller: Device Under Test

NFC Forum Reference Device: Listener 3

Jumper Configuration:

Position J3 at position 2 (82 Ω)

Position: 013

Attempt 1

11-21 rue Hubble
Parc de la Haute borne
59650 Villeneuve d'Ascq – France
+33 320 746 630
smartcards@microprossx.com

Mesured power emission of 1.629 V is less than specified value : 2.30 V at +/- 4.0 %

The voltage VOV measured on the NFC Forum Reference Listening Device, must be inside the minimum and maximum limits.

The power emission of the Polling Device under test is compliant.

TC_AN20_POL_UND_02.013 passed.

c. MPLog Traces

Trace 1: C:\Users\MICROPROSS\Desktop\Project\san\TS_MPM3_NFC Forum Analog_v3.2.1\NFC Forum Analog Test Suite\[Default Session] Traces\[_3][J2]TC_AN20_POL_UND_02.013[2020-08-18T154924]\Attempt 1\Trace.mplog

d. Pictures

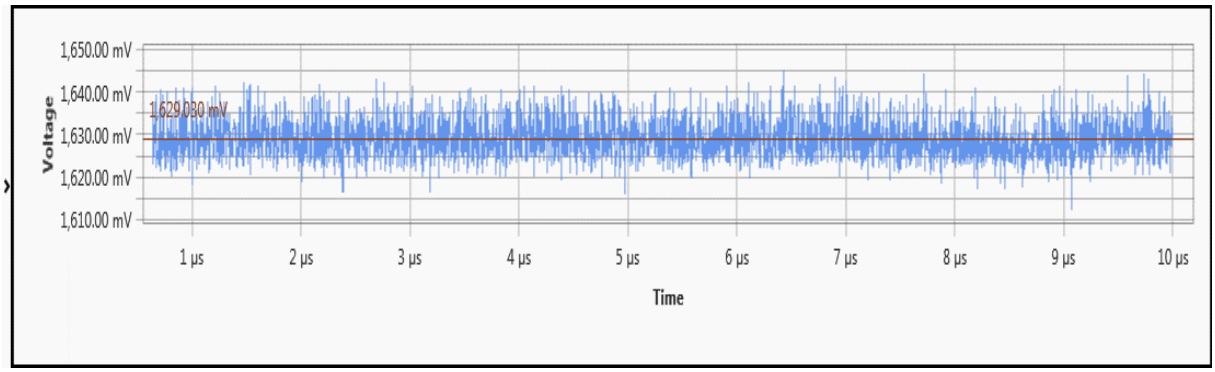

Picture

11-21 rue Hubble
Parc de la Haute borne
59650 Villeneuve d'Ascq – France
+33 320 746 630
smartcards@microprocss.com

175. Test: TC_AN20_POL_UND_02.100

a. Test Case Information

Operator	*Default Operator*
Description	*This test verifies poller power emission.*
Testing Date	*2020-08-18T15:51*
Device Name	*TCL2*
Device Serial Number	*MP3.12.35.20*
Firmware version	*43.0*
Driver version	*1.29*
MPManager version	*3.6.4*
Test case status	*PASSED*

b. Test Log

TC_AN20_POL_UND_02.100

This test verifies poller power emission.

Parameters:

Device Configuration:

Poller: Device Under Test

NFC Forum Reference Device: Listener 3

Jumper Configuration:

Position J3 at position 2 (82 Ω)

Position: 100

Attempt 1

11-21 rue Hubble
Parc de la Haute borne
59650 Villeneuve d'Ascq – France
+33 320 746 630
smartcards@micropross.com

Mesured power emission of 1.399 V is less than specified value : 2.30 V at +/- 4.0 %

The voltage VOV measured on the NFC Forum Reference Listening Device, must be inside the minimum and maximum limits.

The power emission of the Polling Device under test is compliant.

TC_AN20_POL_UND_02.100 passed.

c. MPLog Traces

Trace 1: C:\Users\MICROPROSS\Desktop\Project\san\TS_MPM3_NFC Forum Analog_v3.2.1\NFC Forum Analog Test Suite\[Default Session] Traces\[_3][J2]TC_AN20_POL_UND_02.100[2020-08-18T155143]\Attempt 1\Trace.mplog

d. Pictures

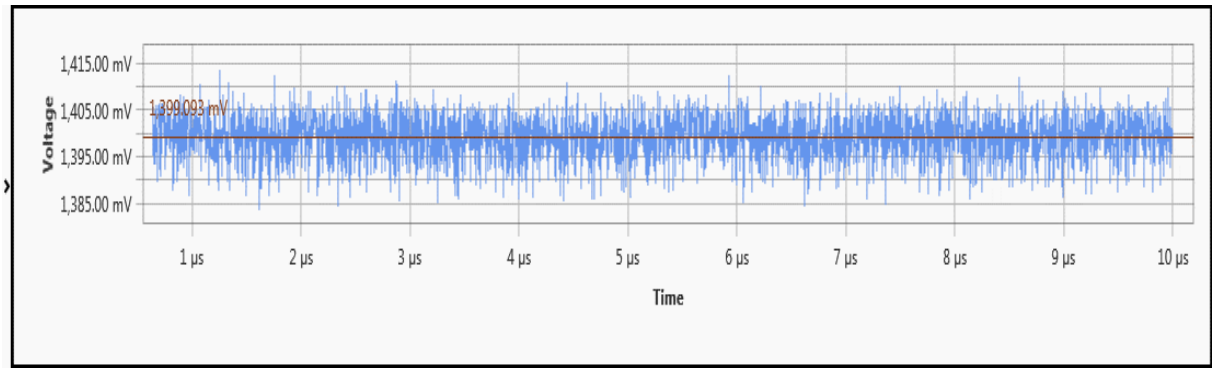

Picture

11-21 rue Hubble
Parc de la Haute borne
59650 Villeneuve d'Ascq – France
+33 320 746 630
smartcards@microprocess.com

176. Test: TC_AN20_POL_UND_02.110

a. Test Case Information

Operator	*Default Operator*
Description	*This test verifies poller power emission.*
Testing Date	*2020-08-18T15:53*
Device Name	*TCL2*
Device Serial Number	*MP3.12.35.20*
Firmware version	*43.0*
Driver version	*1.29*
MPManager version	*3.6.4*
Test case status	*PASSED*

b. Test Log

TC_AN20_POL_UND_02.110

This test verifies poller power emission.

Parameters:

Device Configuration:

Poller: Device Under Test

NFC Forum Reference Device: Listener 3

Jumper Configuration:

Position J3 at position 2 (82 Ω)

Position: 110

Attempt 1

11-21 rue Hubble
Parc de la Haute borne
59650 Villeneuve d'Ascq – France
+33 320 746 630
smartcards@micropross.com

Mesured power emission of 1.338 V is less than specified value : 2.30 V at +/- 4.0 %

The voltage VOV measured on the NFC Forum Reference Listening Device, must be inside the minimum and maximum limits.

The power emission of the Polling Device under test is compliant.

TC_AN20_POL_UND_02.110 passed.

c. MPLog Traces

Trace 1: C:\Users\MICROPROSS\Desktop\Project\san\TS_MPM3_NFC Forum Analog_v3.2.1\NFC Forum Analog Test Suite\[Default Session] Traces\[_3][J2]TC_AN20_POL_UND_02.110[2020-08-18T155347]\Attempt 1\Trace.mplog

d. Pictures

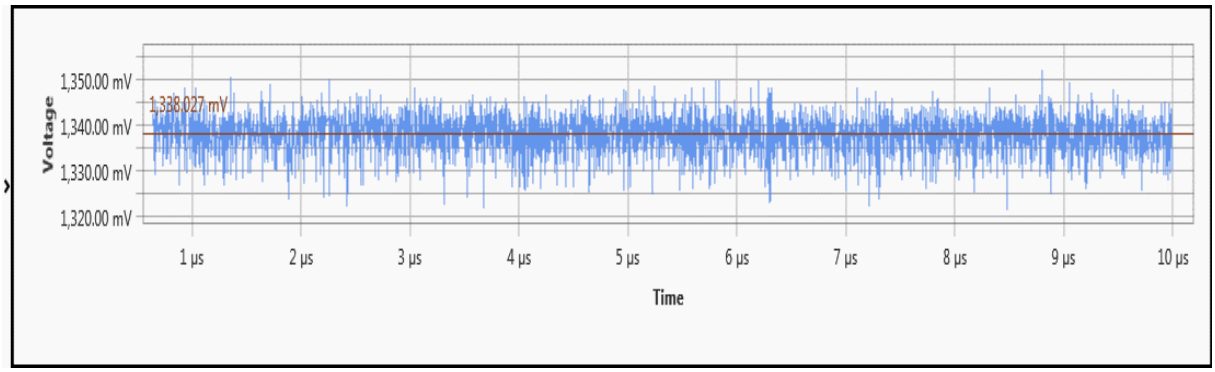

Picture

11-21 rue Hubble
Parc de la Haute borne
59650 Villeneuve d'Ascq – France
+33 320 746 630
smartcards@microprross.com

177. Test: TC_AN20_POL_UND_02.111

a. Test Case Information

Operator	*Default Operator*
Description	*This test verifies poller power emission.*
Testing Date	*2020-08-18T15:56*
Device Name	*TCL2*
Device Serial Number	*MP3.12.35.20*
Firmware version	*43.0*
Driver version	*1.29*
MPManager version	*3.6.4*
Test case status	*PASSED*

b. Test Log

TC_AN20_POL_UND_02.111

This test verifies poller power emission.

Parameters:

Device Configuration:

Poller: Device Under Test

NFC Forum Reference Device: Listener 3

Jumper Configuration:

Position J3 at position 2 (82 Ω)

Position: 111

Attempt 1

11-21 rue Hubble
Parc de la Haute borne
59650 Villeneuve d'Ascq – France
+33 320 746 630
smartcards@micropross.com

Mesured power emission of 1.404 V is less than specified value : 2.30 V at +/- 4.0 %

The voltage VOV measured on the NFC Forum Reference Listening Device, must be inside the minimum and maximum limits.

The power emission of the Polling Device under test is compliant.

TC_AN20_POL_UND_02.111 passed.

c. MPLog Traces

Trace 1: C:\Users\MICROPROSS\Desktop\Project\san\TS_MPM3_NFC Forum Analog_v3.2.1\NFC Forum Analog Test Suite\[Default Session] Traces\[_3][J2]TC_AN20_POL_UND_02.111[2020-08-18T155624]\Attempt 1\Trace.mplog

d. Pictures

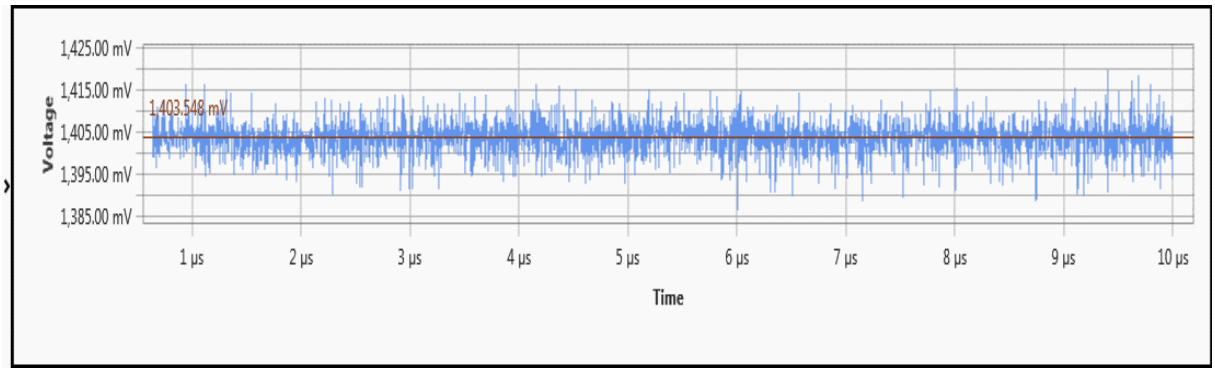

Picture

11-21 rue Hubble
Parc de la Haute borne
59650 Villeneuve d'Ascq – France
+33 320 746 630
smartcards@microprocess.com

178. Test: TC_AN20_POL_UND_02.112

a. Test Case Information

Operator	*Default Operator*
Description	*This test verifies poller power emission.*
Testing Date	*2020-08-18T15:58*
Device Name	*TCL2*
Device Serial Number	*MP3.12.35.20*
Firmware version	*43.0*
Driver version	*1.29*
MPManager version	*3.6.4*
Test case status	*PASSED*

b. Test Log

TC_AN20_POL_UND_02.112

This test verifies poller power emission.

Parameters:

Device Configuration:

Poller: Device Under Test

NFC Forum Reference Device: Listener 3

Jumper Configuration:

Position J3 at position 2 (82 Ω)

Position: 112

Attempt 1

11-21 rue Hubble
Parc de la Haute borne
59650 Villeneuve d'Ascq – France
+33 320 746 630
smartcards@microprossx.com

Mesured power emission of 1.336 V is less than specified value : 2.30 V at +/- 4.0 %

The voltage VOV measured on the NFC Forum Reference Listening Device, must be inside the minimum and maximum limits.

The power emission of the Polling Device under test is compliant.

TC_AN20_POL_UND_02.112 passed.

c. MPLog Traces

Trace 1: C:\Users\MICROPROSS\Desktop\Project\san\TS_MPM3_NFC Forum Analog_v3.2.1\NFC Forum Analog Test Suite\[Default Session] Traces\[_3][J2]TC_AN20_POL_UND_02.112[2020-08-18T155857]\Attempt 1\Trace.mplog

d. Pictures

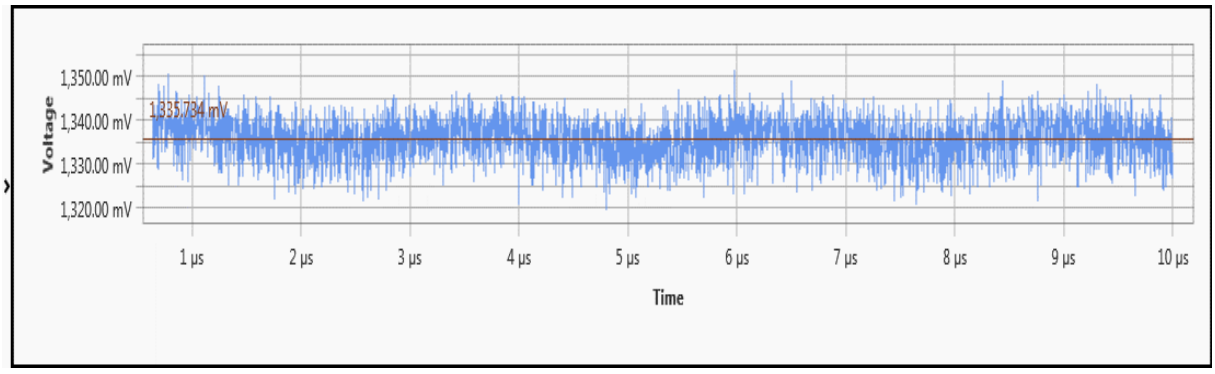

Picture

11-21 rue Hubble
Parc de la Haute borne
59650 Villeneuve d'Ascq – France
+33 320 746 630
smartcards@microprocss.com

179. Test: TC_AN20_POL_UND_02.113

a. Test Case Information

Operator	*Default Operator*
Description	*This test verifies poller power emission.*
Testing Date	*2020-08-18T16:01*
Device Name	*TCL2*
Device Serial Number	*MP3.12.35.20*
Firmware version	*43.0*
Driver version	*1.29*
MPManager version	*3.6.4*
Test case status	*PASSED*

b. Test Log

TC_AN20_POL_UND_02.113

This test verifies poller power emission.

Parameters:

Device Configuration:

Poller: Device Under Test

NFC Forum Reference Device: Listener 3

Jumper Configuration:

Position J3 at position 2 (82 Ω)

Position: 113

Attempt 1

11-21 rue Hubble
Parc de la Haute borne
59650 Villeneuve d'Ascq – France
+33 320 746 630
smartcards@microprossc.com

Mesured power emission of 1.397 V is less than specified value : 2.30 V at +/- 4.0 %

The voltage VOV measured on the NFC Forum Reference Listening Device, must be inside the minimum and maximum limits.

The power emission of the Polling Device under test is compliant.

TC_AN20_POL_UND_02.113 passed.

c. MPLog Traces

Trace 1: C:\Users\MICROPROSS\Desktop\Project\san\TS_MPM3_NFC Forum Analog_v3.2.1\NFC Forum Analog Test Suite\[Default Session] Traces\[_3][J2]TC_AN20_POL_UND_02.113[2020-08-18T160121]\Attempt 1\Trace.mplog

d. Pictures

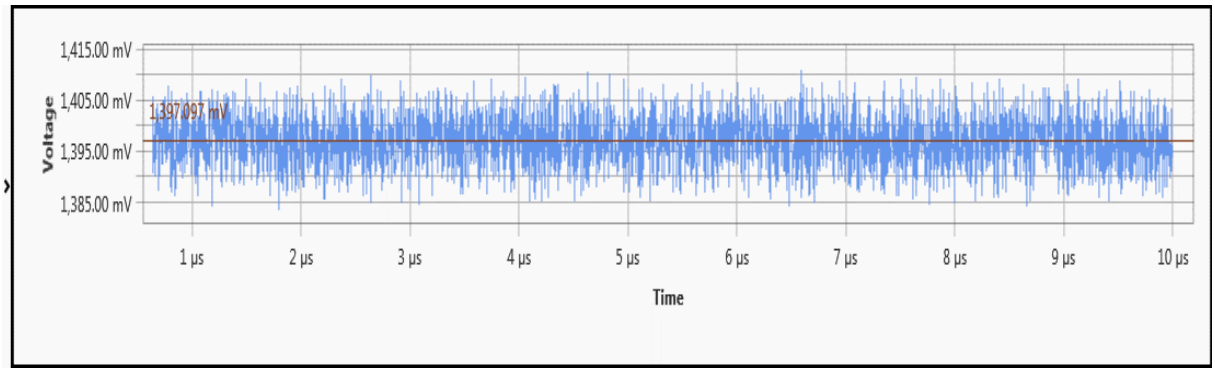

Picture

11-21 rue Hubble
Parc de la Haute borne
59650 Villeneuve d'Ascq – France
+33 320 746 630
smartcards@microprocss.com

180. Test: TC_AN20_POL_UND_02.120

a. Test Case Information

Operator	*Default Operator*
Description	*This test verifies poller power emission.*
Testing Date	*2020-08-18T16:03*
Device Name	*TCL2*
Device Serial Number	*MP3.12.35.20*
Firmware version	*43.0*
Driver version	*1.29*
MPManager version	*3.6.4*
Test case status	*PASSED*

b. Test Log

TC_AN20_POL_UND_02.120

This test verifies poller power emission.

Parameters:

Device Configuration:

Poller: Device Under Test

NFC Forum Reference Device: Listener 3

Jumper Configuration:

Position J3 at position 2 (82 Ω)

Position: 120

Attempt 1

11-21 rue Hubble
Parc de la Haute borne
59650 Villeneuve d'Ascq – France
+33 320 746 630
smartcards@micropross.com

Mesured power emission of 1.209 V is less than specified value : 2.30 V at +/- 4.0 %

The voltage VOV measured on the NFC Forum Reference Listening Device, must be inside the minimum and maximum limits.

The power emission of the Polling Device under test is compliant.

TC_AN20_POL_UND_02.120 passed.

c. MPLog Traces

Trace 1: C:\Users\MICROPROSS\Desktop\Project\san\TS_MPM3_NFC Forum Analog_v3.2.1\NFC Forum Analog Test Suite\[Default Session] Traces\[_3][J2]TC_AN20_POL_UND_02.120[2020-08-18T160348]\Attempt 1\Trace.mplog

d. Pictures

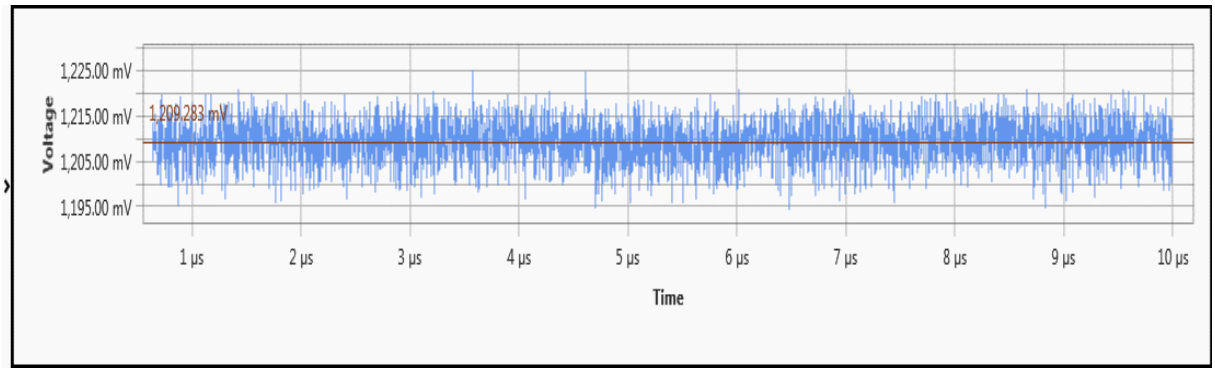

Picture

11-21 rue Hubble
Parc de la Haute borne
59650 Villeneuve d'Ascq – France
+33 320 746 630
smartcards@microprross.com

181. Test: TC_AN20_POL_UND_02.121

a. Test Case Information

Operator	*Default Operator*
Description	*This test verifies poller power emission.*
Testing Date	*2020-08-18T16:06*
Device Name	*TCL2*
Device Serial Number	*MP3.12.35.20*
Firmware version	*43.0*
Driver version	*1.29*
MPManager version	*3.6.4*
Test case status	*PASSED*

b. Test Log

TC_AN20_POL_UND_02.121

This test verifies poller power emission.

Parameters:

Device Configuration:

Poller: Device Under Test

NFC Forum Reference Device: Listener 3

Jumper Configuration:

Position J3 at position 2 (82 Ω)

Position: 121

Attempt 1

11-21 rue Hubble
Parc de la Haute borne
59650 Villeneuve d'Ascq – France
+33 320 746 630
smartcards@micropross.com

Mesured power emission of 1.387 V is less than specified value : 2.30 V at +/- 4.0 %

The voltage VOV measured on the NFC Forum Reference Listening Device, must be inside the minimum and maximum limits.

The power emission of the Polling Device under test is compliant.

TC_AN20_POL_UND_02.121 passed.

c. MPLog Traces

Trace 1: C:\Users\MICROPROSS\Desktop\Project\san\TS_MPM3_NFC Forum Analog_v3.2.1\NFC Forum Analog Test Suite\[Default Session] Traces\[_3][J2]TC_AN20_POL_UND_02.121[2020-08-18T160602]\Attempt 1\Trace.mplog

d. Pictures

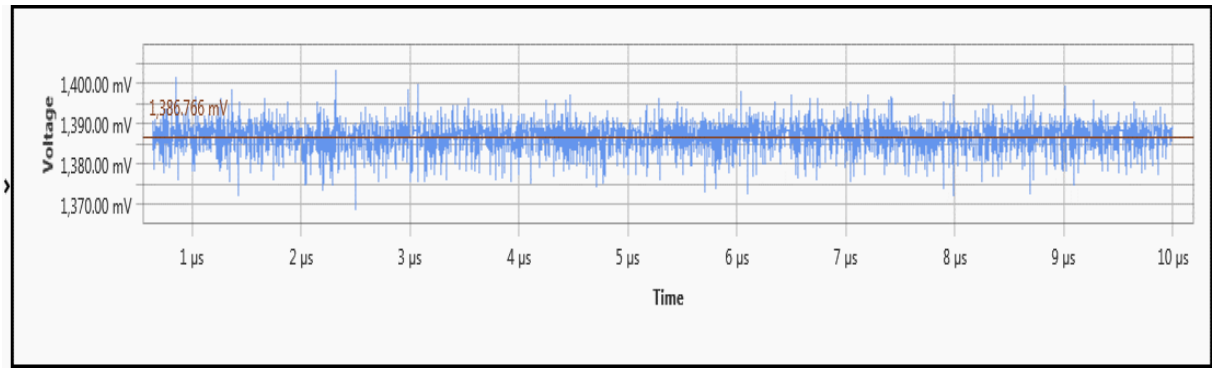

Picture

11-21 rue Hubble
Parc de la Haute borne
59650 Villeneuve d'Ascq – France
+33 320 746 630
smartcards@microprocess.com

182. Test: TC_AN20_POL_UND_02.122

a. Test Case Information

Operator	*Default Operator*
Description	*This test verifies poller power emission.*
Testing Date	*2020-08-18T16:09*
Device Name	*TCL2*
Device Serial Number	*MP3.12.35.20*
Firmware version	*43.0*
Driver version	*1.29*
MPManager version	*3.6.4*
Test case status	*PASSED*

b. Test Log

TC_AN20_POL_UND_02.122

This test verifies poller power emission.

Parameters:

Device Configuration:

Poller: Device Under Test

NFC Forum Reference Device: Listener 3

Jumper Configuration:

Position J3 at position 2 (82 Ω)

Position: 122

Attempt 1

11-21 rue Hubble
Parc de la Haute borne
59650 Villeneuve d'Ascq – France
+33 320 746 630
smartcards@microprossss.com

Mesured power emission of 1.186 V is less than specified value : 2.30 V at +/- 4.0 %

The voltage VOV measured on the NFC Forum Reference Listening Device, must be inside the minimum and maximum limits.

The power emission of the Polling Device under test is compliant.

TC_AN20_POL_UND_02.122 passed.

c. MPLog Traces

Trace 1: C:\Users\MICROPROSS\Desktop\Project\san\TS_MPM3_NFC Forum Analog_v3.2.1\NFC Forum Analog Test Suite\[Default Session] Traces\[_3][J2]TC_AN20_POL_UND_02.122[2020-08-18T160925]\Attempt 1\Trace.mplog

d. Pictures

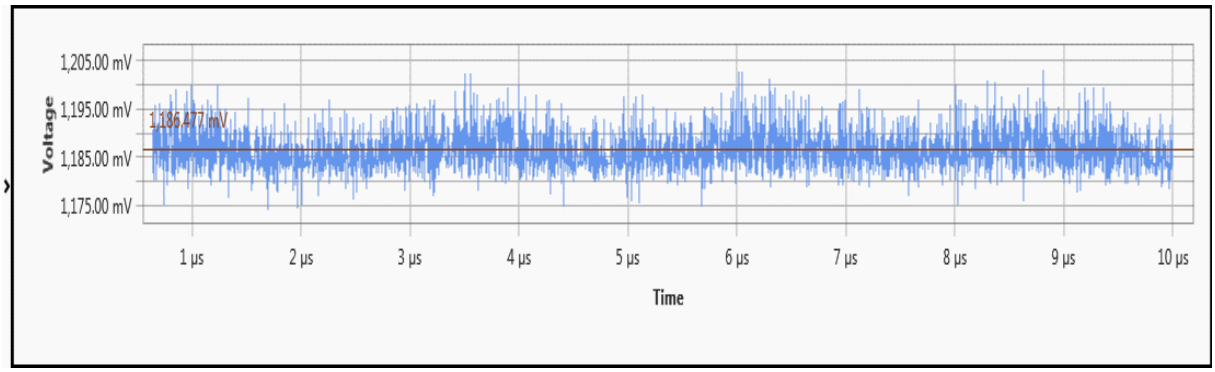

Picture

11-21 rue Hubble
Parc de la Haute borne
59650 Villeneuve d'Ascq – France
+33 320 746 630
smartcards@microprocess.com

183. Test: TC_AN20_POL_UND_02.123

a. Test Case Information

Operator	*Default Operator*
Description	*This test verifies poller power emission.*
Testing Date	*2020-08-18T16:11*
Device Name	*TCL2*
Device Serial Number	*MP3.12.35.20*
Firmware version	*43.0*
Driver version	*1.29*
MPManager version	*3.6.4*
Test case status	*PASSED*

b. Test Log

TC_AN20_POL_UND_02.123

This test verifies poller power emission.

Parameters:

Device Configuration:

Poller: Device Under Test

NFC Forum Reference Device: Listener 3

Jumper Configuration:

Position J3 at position 2 (82 Ω)

Position: 123

Attempt 1

11-21 rue Hubble
Parc de la Haute borne
59650 Villeneuve d'Ascq – France
+33 320 746 630
smartcards@micropross.com

Mesured power emission of 1.367 V is less than specified value : 2.30 V at +/- 4.0 %

The voltage VOV measured on the NFC Forum Reference Listening Device, must be inside the minimum and maximum limits.

The power emission of the Polling Device under test is compliant.

TC_AN20_POL_UND_02.123 passed.

c. MPLog Traces

Trace 1: C:\Users\MICROPROSS\Desktop\Project\san\TS_MPM3_NFC Forum Analog_v3.2.1\NFC Forum Analog Test Suite\[Default Session] Traces\[_3][J2]TC_AN20_POL_UND_02.123[2020-08-18T161145]\Attempt 1\Trace.mplog

d. Pictures

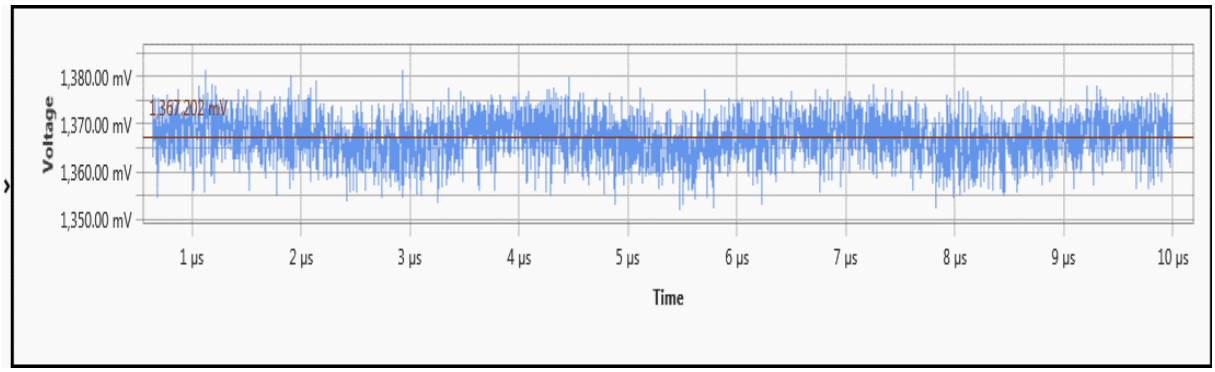

Picture

11-21 rue Hubble
Parc de la Haute borne
59650 Villeneuve d'Ascq – France
+33 320 746 630
smartcards@microprocess.com

184. Test: TC_AN20_POL_NFCA_01.000 (820 Ω)

a. Test Case Information

Operator	*Default Operator*
Description	*This test verifies poller waveform characteristics.*
Testing Date	*2020-10-14T16:17*
Device Name	*TCL2*
Device Serial Number	*MP3.12.35.20*
Firmware version	*43.0*
Driver version	*1.29*
MPManager version	*3.6.4*
Test case status	*PASSED*

b. Test Log

TC_AN20_POL_NFCA_01.000 (820 Ω)

This test verifies poller waveform characteristics.

Parameters:

Device Configuration:

Poller: Device Under Test

NFC Forum Reference Device: Listener 3

Jumper Configuration:

Position J3 at position 1 (820 Ω)

Position: 000

Attempt 1

11-21 rue Hubble
Parc de la Haute borne
59650 Villeneuve d'Ascq – France
+33 320 746 630
smartcards@microprossx.com

Modulation envelope (pk-pk) = 561.699 mV

Value of T1 (2.626 µs) is in specifications limits ([2.060 µs, 2.990 µs|+/-0.147|]).

Value of T2 (2.259 µs) is in specifications limits ([0.520 µs, 2.626 µs|+/-0.147|]).

Value of T3 (0.289 µs) is in specifications limits ([0.192 µs, 1.180 µs|+/-0.147|]).

Value of T4 (0.128 µs) is in specifications limits ([0.000 µs, 0.440 µs|+/-0.147|]).

Value of T5 (0.096 µs) is in specifications limits ([0.000 µs, 0.500 µs|+/-0.147|]).

Value of Vout,A (8.62) is in specifications limits ([0.00 , 27.03 |+/-0.50|]).

Waveform Respect Specification : OK

The waveform characteristics of the NFC-A modulation provided by the Polling Device under test, shall be compliant with the specification.

The waveform measurement of the Polling Device under test is compliant.

TC_AN20_POL_NFCA_01.000 (820 Ω) passed.

c. MPLog Traces

Trace 1: C:\Users\MICROPROSS\Desktop\Project\san\TS_MPM3_NFC Forum Analog_v3.2.1\NFC Forum Analog Test Suite\[Default Session] Traces\[_3][J1]TC_AN20_POL_NFCA_01.000 (820 Ω)[2020-10-14T161722]\Attempt 1\Trace.mplog

d. Pictures

11-21 rue Hubble
Parc de la Haute borne
59650 Villeneuve d'Ascq – France
+33 320 746 630
smartcards@microprossx.com

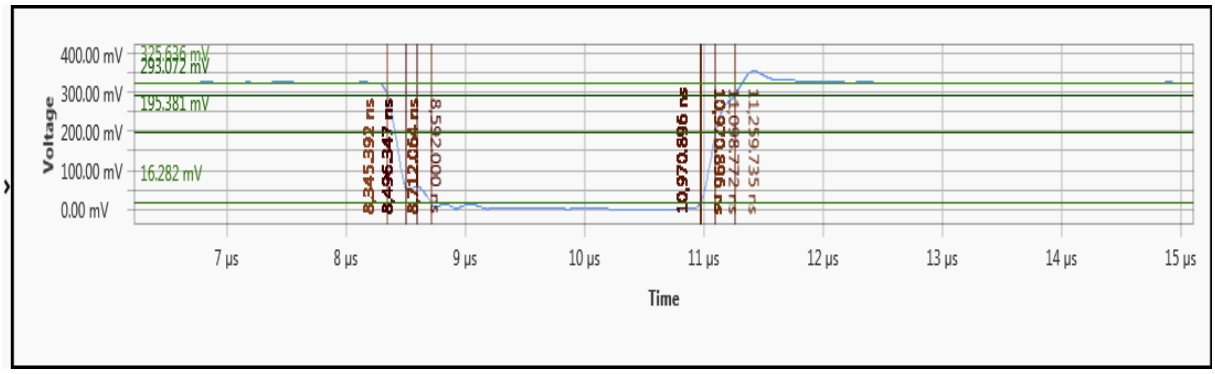

Analysis

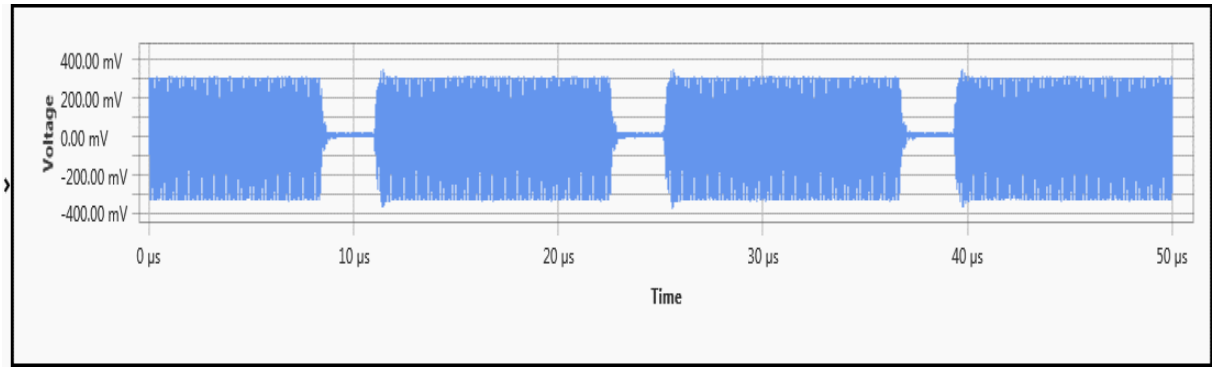

Trace

11-21 rue Hubble
Parc de la Haute borne
59650 Villeneuve d'Ascq – France
+33 320 746 630
smartcards@microprocess.com

185. Test: TC_AN20_POL_NFCA_01.010 (820 Ω)

a. Test Case Information

Operator	*Default Operator*
Description	*This test verifies poller waveform characteristics.*
Testing Date	*2020-10-14T16:17*
Device Name	*TCL2*
Device Serial Number	*MP3.12.35.20*
Firmware version	*43.0*
Driver version	*1.29*
MPManager version	*3.6.4*
Test case status	*PASSED*

b. Test Log

TC_AN20_POL_NFCA_01.010 (820 Ω)

This test verifies poller waveform characteristics.

Parameters:

Device Configuration:

Poller: Device Under Test

NFC Forum Reference Device: Listener 3

Jumper Configuration:

Position J3 at position 1 (820 Ω)

Position: 010

Attempt 1

11-21 rue Hubble
Parc de la Haute borne
59650 Villeneuve d'Ascq – France
+33 320 746 630
smartcards@micropross.com

Modulation envelope (pk-pk) = 591.550 mV

Value of T1 (2.626 µs) is in specifications limits ([2.060 µs, 2.990 µs|+/-0.147|]).

Value of T2 (2.254 µs) is in specifications limits ([0.520 µs, 2.626 µs|+/-0.147|]).

Value of T3 (0.292 µs) is in specifications limits ([0.197 µs, 1.180 µs|+/-0.147|]).

Value of T4 (0.131 µs) is in specifications limits ([0.000 µs, 0.440 µs|+/-0.147|]).

Value of T5 (0.101 µs) is in specifications limits ([0.000 µs, 0.500 µs|+/-0.147|]).

Value of Vout,A (7.87) is in specifications limits ([0.00 , 26.64 |+/-0.50|]).

Waveform Respect Specification : OK

The waveform characteristics of the NFC-A modulation provided by the Polling Device under test, shall be compliant with the specification.

The waveform measurement of the Polling Device under test is compliant.

TC_AN20_POL_NFCA_01.010 (820 Ω) passed.

c. MPLog Traces

Trace 1: C:\Users\MICROPROSS\Desktop\Project\san\TS_MPM3_NFC Forum Analog_v3.2.1\NFC Forum Analog Test Suite\[Default Session] Traces\[_3][J1]TC_AN20_POL_NFCA_01.010 (820 Ω)[2020-10-14T161745]\Attempt 1\Trace.mplog

d. Pictures

11-21 rue Hubble
Parc de la Haute borne
59650 Villeneuve d'Ascq – France
+33 320 746 630
smartcards@microprocess.com

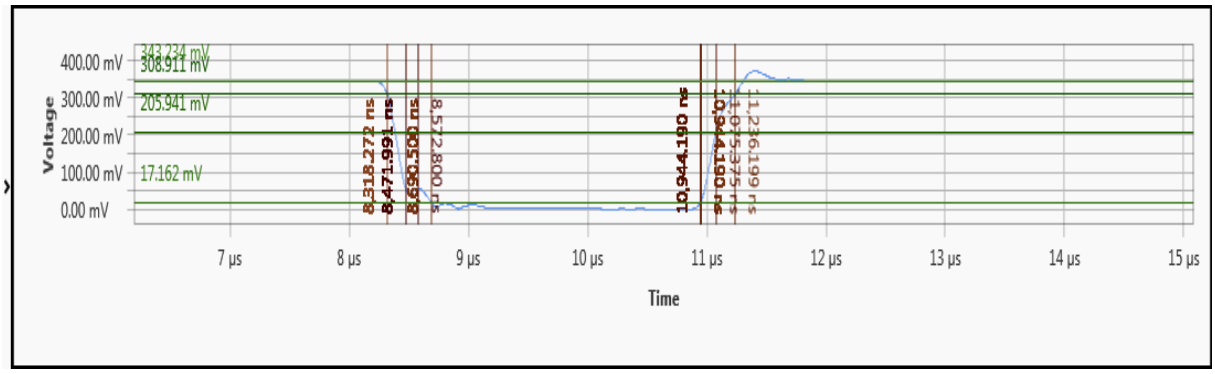

Analysis

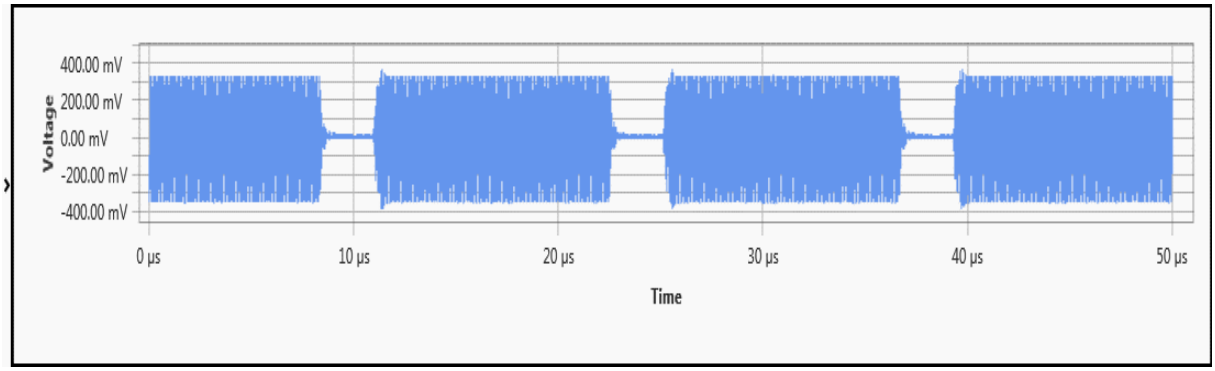

Trace

11-21 rue Hubble
Parc de la Haute borne
59650 Villeneuve d'Ascq – France
+33 320 746 630
smartcards@microprross.com

186. Test: TC_AN20_POL_NFCA_01.011 (820 Ω)

a. Test Case Information

Operator	*Default Operator*
Description	*This test verifies poller waveform characteristics.*
Testing Date	*2020-10-14T16:18*
Device Name	*TCL2*
Device Serial Number	*MP3.12.35.20*
Firmware version	*43.0*
Driver version	*1.29*
MPManager version	*3.6.4*
Test case status	*PASSED*

b. Test Log

TC_AN20_POL_NFCA_01.011 (820 Ω)

This test verifies poller waveform characteristics.

Parameters:

Device Configuration:

Poller: Device Under Test

NFC Forum Reference Device: Listener 3

Jumper Configuration:

Position J3 at position 1 (820 Ω)

Position: 011

Attempt 1

11-21 rue Hubble
Parc de la Haute borne
59650 Villeneuve d'Ascq – France
+33 320 746 630
smartcards@micropross.com

Modulation envelope (pk-pk) = 510.753 mV

Value of T1 (2.627 µs) is in specifications limits ([2.060 µs, 2.990 µs|+/-0.147|]).

Value of T2 (2.260 µs) is in specifications limits ([0.520 µs, 2.627 µs|+/-0.147|]).

Value of T3 (0.286 µs) is in specifications limits ([0.190 µs, 1.180 µs|+/-0.147|]).

Value of T4 (0.127 µs) is in specifications limits ([0.000 µs, 0.440 µs|+/-0.147|]).

Value of T5 (0.093 µs) is in specifications limits ([0.000 µs, 0.500 µs|+/-0.147|]).

Value of Vout,A (8.80) is in specifications limits ([0.00 , 27.34 |+/-0.50|]).

Waveform Respect Specification : OK

The waveform characteristics of the NFC-A modulation provided by the Polling Device under test, shall be compliant with the specification.

The waveform measurement of the Polling Device under test is compliant.

TC_AN20_POL_NFCA_01.011 (820 Ω) passed.

c. MPLog Traces

Trace 1: C:\Users\MICROPROSS\Desktop\Project\san\TS_MPM3_NFC Forum Analog_v3.2.1\NFC Forum Analog Test Suite\[Default Session] Traces\[_3][J1]TC_AN20_POL_NFCA_01.011 (820 Ω)[2020-10-14T161808]\Attempt 1\Trace.mplog

d. Pictures

11-21 rue Hubble
Parc de la Haute borne
59650 Villeneuve d'Ascq – France
+33 320 746 630
smartcards@microprocess.com

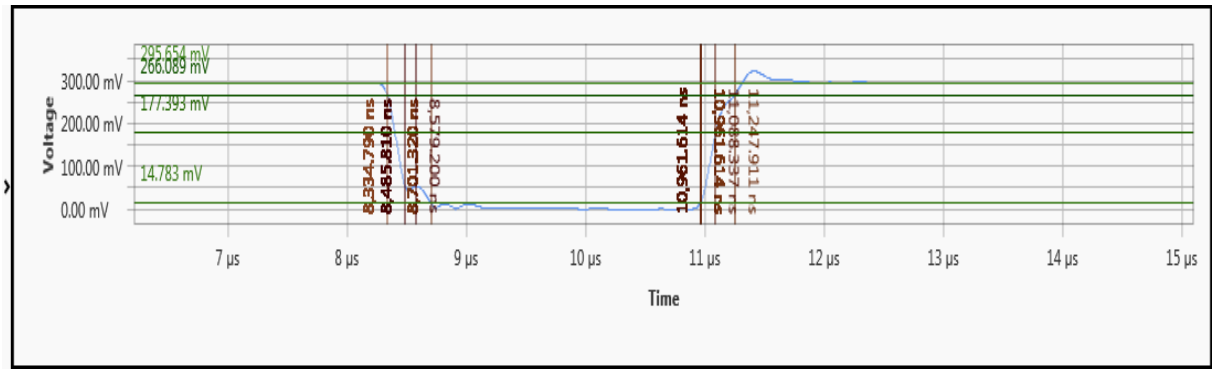

Analysis

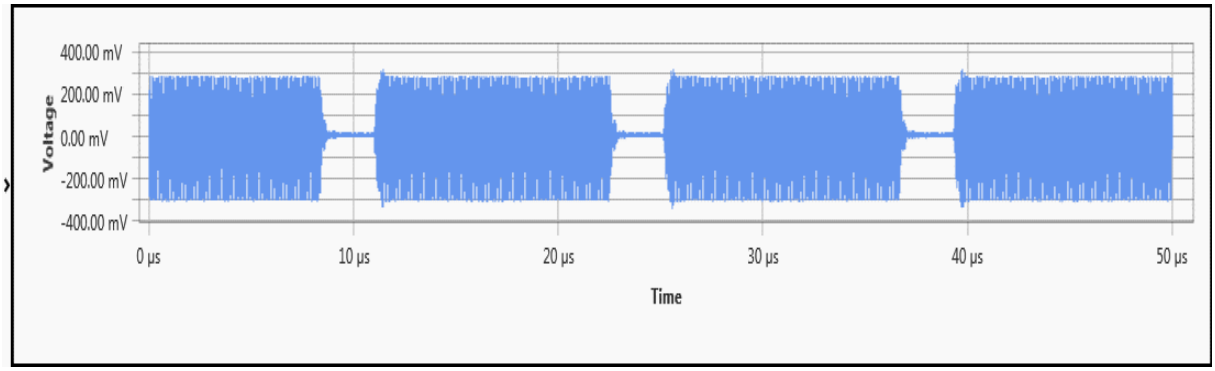

Trace

11-21 rue Hubble
Parc de la Haute borne
59650 Villeneuve d'Ascq – France
+33 320 746 630
smartcards@microprocess.com

187. Test: TC_AN20_POL_NFCA_01.012 (820 Ω)

a. Test Case Information

Operator	*Default Operator*
Description	*This test verifies poller waveform characteristics.*
Testing Date	*2020-10-14T16:18*
Device Name	*TCL2*
Device Serial Number	*MP3.12.35.20*
Firmware version	*43.0*
Driver version	*1.29*
MPManager version	*3.6.4*
Test case status	*PASSED*

b. Test Log

TC_AN20_POL_NFCA_01.012 (820 Ω)

This test verifies poller waveform characteristics.

Parameters:

Device Configuration:

Poller: Device Under Test

NFC Forum Reference Device: Listener 3

Jumper Configuration:

Position J3 at position 1 (820 Ω)

Position: 012

Attempt 1

11-21 rue Hubble
Parc de la Haute borne
59650 Villeneuve d'Ascq – France
+33 320 746 630
smartcards@micropross.com

Modulation envelope (pk-pk) = 677.400 mV

Value of T1 (2.626 µs) is in specifications limits ([2.060 µs, 2.990 µs|+/-0.147|]).

Value of T2 (2.084 µs) is in specifications limits ([0.520 µs, 2.626 µs|+/-0.147|]).

Value of T3 (0.307 µs) is in specifications limits ([0.210 µs, 1.180 µs|+/-0.147|]).

Value of T4 (0.140 µs) is in specifications limits ([0.000 µs, 0.440 µs|+/-0.147|]).

Value of T5 (0.110 µs) is in specifications limits ([0.000 µs, 0.500 µs|+/-0.147|]).

Value of Vout,A (5.54) is in specifications limits ([0.00 , 24.75 |+/-0.50|]).

Waveform Respect Specification : OK

The waveform characteristics of the NFC-A modulation provided by the Polling Device under test, shall be compliant with the specification.

The waveform measurement of the Polling Device under test is compliant.

TC_AN20_POL_NFCA_01.012 (820 Ω) passed.

c. MPLog Traces

Trace 1: C:\Users\MICROPROSS\Desktop\Project\san\TS_MPM3_NFC Forum Analog_v3.2.1\NFC Forum Analog Test Suite\[Default Session] Traces\[_3][J1]TC_AN20_POL_NFCA_01.012 (820 Ω)[2020-10-14T161833]\Attempt 1\Trace.mplog

d. Pictures

11-21 rue Hubble
Parc de la Haute borne
59650 Villeneuve d'Ascq – France
+33 320 746 630
smartcards@micropross.com

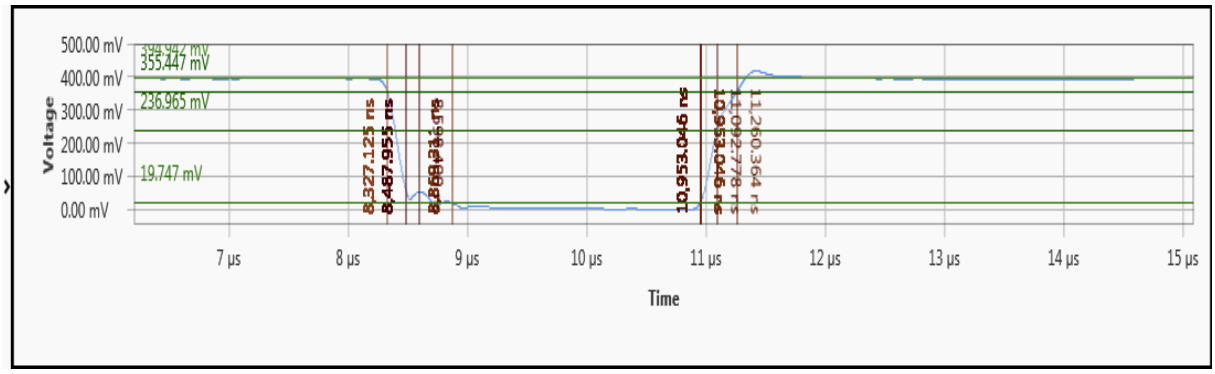

Analysis

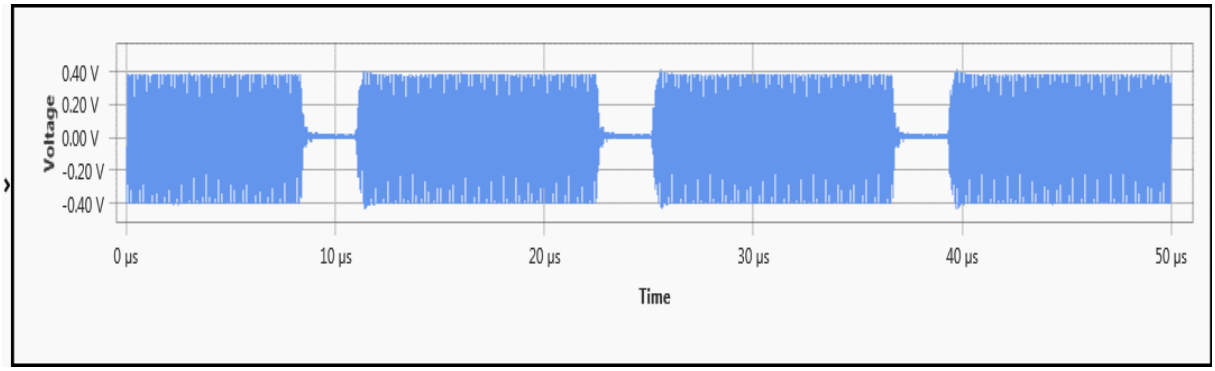

Trace

11-21 rue Hubble
Parc de la Haute borne
59650 Villeneuve d'Ascq – France
+33 320 746 630
smartcards@microprross.com

188. Test: TC_AN20_POL_NFCA_01.013 (820 Ω)

a. Test Case Information

Operator	*Default Operator*
Description	*This test verifies poller waveform characteristics.*
Testing Date	*2020-10-14T16:19*
Device Name	*TCL2*
Device Serial Number	*MP3.12.35.20*
Firmware version	*43.0*
Driver version	*1.29*
MPManager version	*3.6.4*
Test case status	*PASSED*

b. Test Log

TC_AN20_POL_NFCA_01.013 (820 Ω)

This test verifies poller waveform characteristics.

Parameters:

Device Configuration:

Poller: Device Under Test

NFC Forum Reference Device: Listener 3

Jumper Configuration:

Position J3 at position 1 (820 Ω)

Position: 013

Attempt 1

11-21 rue Hubble
Parc de la Haute borne
59650 Villeneuve d'Ascq – France
+33 320 746 630
smartcards@micropross.com

Modulation envelope (pk-pk) = 458.103 mV

Value of T1 (2.626 µs) is in specifications limits ([2.060 µs, 2.990 µs|+/-0.147|]).

Value of T2 (2.260 µs) is in specifications limits ([0.520 µs, 2.626 µs|+/-0.147|]).

Value of T3 (0.284 µs) is in specifications limits ([0.190 µs, 1.180 µs|+/-0.147|]).

Value of T4 (0.126 µs) is in specifications limits ([0.000 µs, 0.440 µs|+/-0.147|]).

Value of T5 (0.095 µs) is in specifications limits ([0.000 µs, 0.500 µs|+/-0.147|]).

Value of Vout,A (9.24) is in specifications limits ([0.00 , 27.61 |+/-0.50|]).

Waveform Respect Specification : OK

The waveform characteristics of the NFC-A modulation provided by the Polling Device under test, shall be compliant with the specification.

The waveform measurement of the Polling Device under test is compliant.

TC_AN20_POL_NFCA_01.013 (820 Ω) passed.

c. MPLog Traces

Trace 1: C:\Users\MICROPROSS\Desktop\Project\san\TS_MPM3_NFC Forum Analog_v3.2.1\NFC Forum Analog Test Suite\[Default Session] Traces\[_3][J1]TC_AN20_POL_NFCA_01.013 (820 Ω)[2020-10-14T161901]\Attempt 1\Trace.mplog

d. Pictures

11-21 rue Hubble
Parc de la Haute borne
59650 Villeneuve d'Ascq – France
+33 320 746 630
smartcards@micropross.com

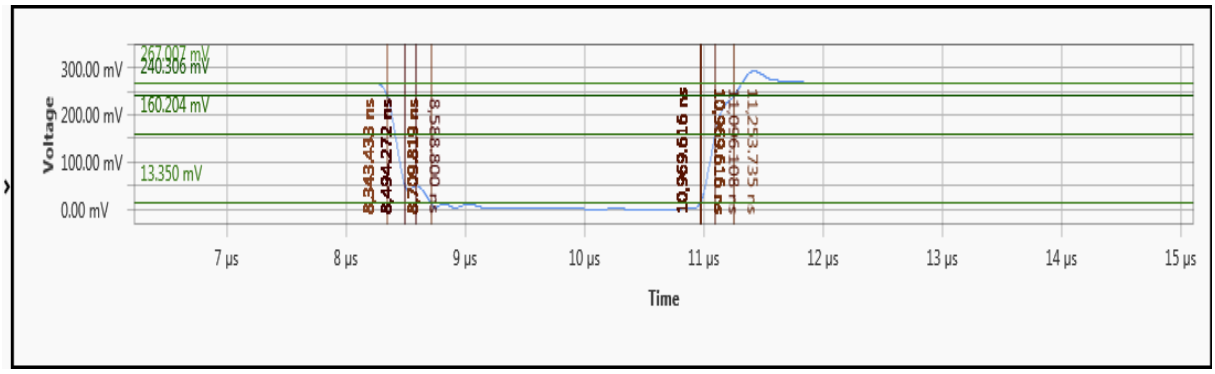

Analysis

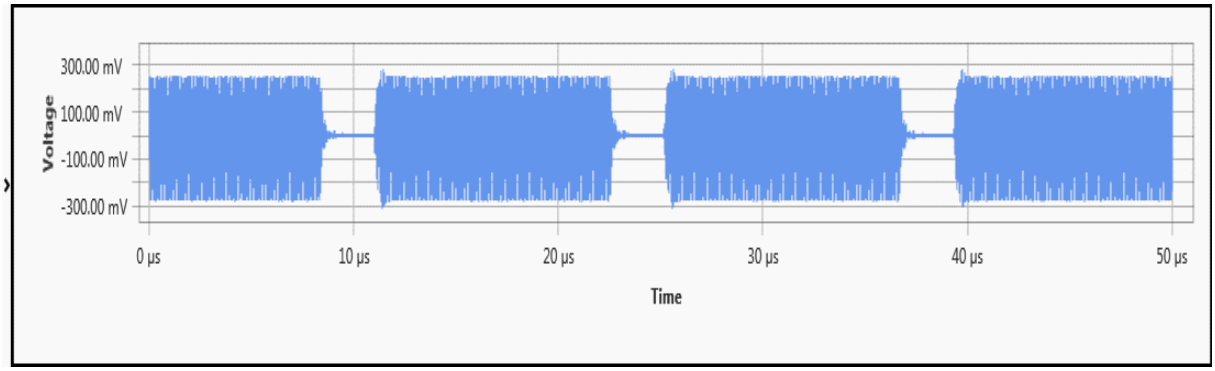

Trace

11-21 rue Hubble
Parc de la Haute borne
59650 Villeneuve d'Ascq – France
+33 320 746 630
smartcards@microprossx.com

189. Test: TC_AN20_POL_NFCA_01.100 (820 Ω)

a. Test Case Information

Operator	*Default Operator*
Description	*This test verifies poller waveform characteristics.*
Testing Date	*2020-08-18T15:50*
Device Name	*TCL2*
Device Serial Number	*MP3.12.35.20*
Firmware version	*43.0*
Driver version	*1.29*
MPManager version	*3.6.4*
Test case status	*PASSED*

b. Test Log

TC_AN20_POL_NFCA_01.100 (820 Ω)

This test verifies poller waveform characteristics.

Parameters:

Device Configuration:

Poller: Device Under Test

NFC Forum Reference Device: Listener 3

Jumper Configuration:

Position J3 at position 1 (820 Ω)

Position: 100

Attempt 1

11-21 rue Hubble
Parc de la Haute borne
59650 Villeneuve d'Ascq – France
+33 320 746 630
smartcards@micropross.com

Modulation envelope (pk-pk) = 601.422 mV

Value of T1 (2.624 µs) is in specifications limits ([2.060 µs, 2.990 µs|+/-0.147|]).

Value of T2 (2.063 µs) is in specifications limits ([0.520 µs, 2.624 µs|+/-0.147|]).

Value of T3 (0.199 µs) is in specifications limits ([0.190 µs, 1.180 µs|+/-0.147|]).

Value of T4 (0.127 µs) is in specifications limits ([0.000 µs, 0.440 µs|+/-0.147|]).

Value of T5 (0.000 µs) is in specifications limits ([0.000 µs, 0.500 µs|+/-0.147|]).

Value of Vout,A (3.51) is in specifications limits ([0.00 , 35.72 |+/-0.50|]).

Waveform Respect Specification : OK

The waveform characteristics of the NFC-A modulation provided by the Polling Device under test, shall be compliant with the specification.

The waveform measurement of the Polling Device under test is compliant.

TC_AN20_POL_NFCA_01.100 (820 Ω) passed.

c. MPLog Traces

Trace 1: C:\Users\MICROPROSS\Desktop\Project\san\TS_MPM3_NFC Forum Analog_v3.2.1\NFC Forum Analog Test Suite\[Default Session] Traces\[_3][J1]TC_AN20_POL_NFCA_01.100 (820 Ω)[2020-08-18T155028]\Attempt 1\Trace.mplog

d. Pictures

11-21 rue Hubble
Parc de la Haute borne
59650 Villeneuve d'Ascq – France
+33 320 746 630
smartcards@microprossx.com

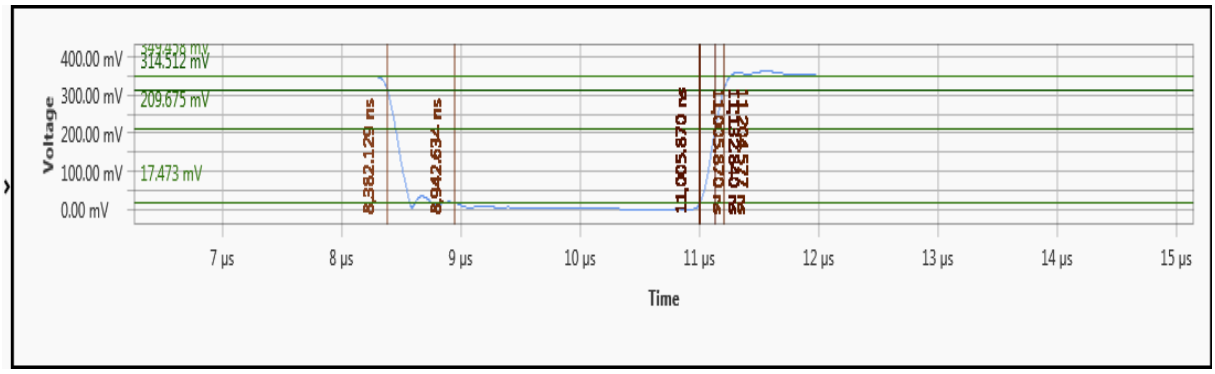

Analysis

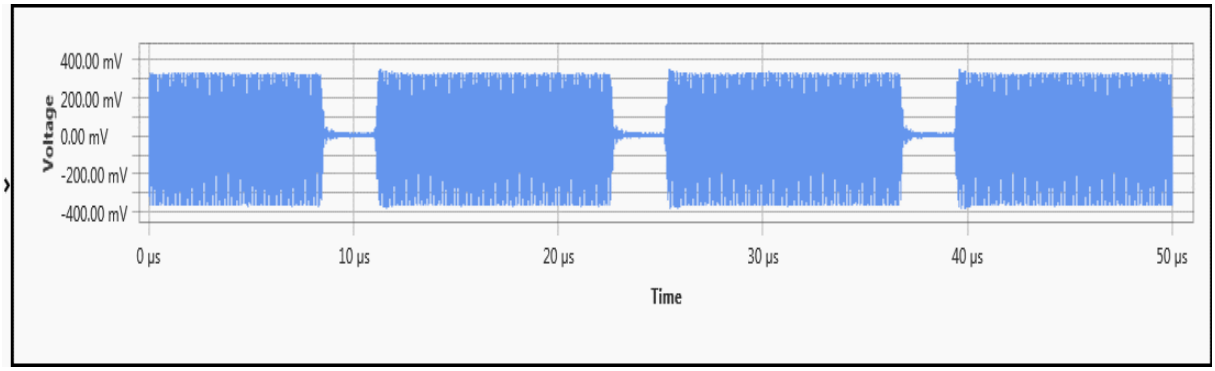

Trace

11-21 rue Hubble
Parc de la Haute borne
59650 Villeneuve d'Ascq – France
+33 320 746 630
smartcards@microprross.com

190. Test: TC_AN20_POL_NFCA_01.110 (820 Ω)

a. Test Case Information

Operator	*Default Operator*
Description	*This test verifies poller waveform characteristics.*
Testing Date	*2020-08-18T15:52*
Device Name	*TCL2*
Device Serial Number	*MP3.12.35.20*
Firmware version	*43.0*
Driver version	*1.29*
MPManager version	*3.6.4*
Test case status	*PASSED*

b. Test Log

TC_AN20_POL_NFCA_01.110 (820 Ω)

This test verifies poller waveform characteristics.

Parameters:

Device Configuration:

Poller: Device Under Test

NFC Forum Reference Device: Listener 3

Jumper Configuration:

Position J3 at position 1 (820 Ω)

Position: 110

Attempt 1

11-21 rue Hubble
Parc de la Haute borne
59650 Villeneuve d'Ascq – France
+33 320 746 630
smartcards@micropross.com

Modulation envelope (pk-pk) = 652.956 mV

Value of T1 (2.624 µs) is in specifications limits ([2.060 µs, 2.990 µs|+/-0.147|]).

Value of T2 (2.059 µs) is in specifications limits ([0.520 µs, 2.624 µs|+/-0.147|]).

Value of T3 (0.212 µs) is in specifications limits ([0.198 µs, 1.180 µs|+/-0.147|]).

Value of T4 (0.132 µs) is in specifications limits ([0.000 µs, 0.440 µs|+/-0.147|]).

Value of T5 (0.000 µs) is in specifications limits ([0.000 µs, 0.500 µs|+/-0.147|]).

Value of Vout,A (3.01) is in specifications limits ([0.00 , 35.50 |+/-0.50|]).

Waveform Respect Specification : OK

The waveform characteristics of the NFC-A modulation provided by the Polling Device under test, shall be compliant with the specification.

The waveform measurement of the Polling Device under test is compliant.

TC_AN20_POL_NFCA_01.110 (820 Ω) passed.

c. MPLog Traces

Trace 1: C:\Users\MICROPROSS\Desktop\Project\san\TS_MPM3_NFC Forum Analog_v3.2.1\NFC Forum Analog Test Suite\[Default Session] Traces\[_3][J1]TC_AN20_POL_NFCA_01.110 (820 Ω)[2020-08-18T155243]\Attempt 1\Trace.mplog

d. Pictures

11-21 rue Hubble
Parc de la Haute borne
59650 Villeneuve d'Ascq – France
+33 320 746 630
smartcards@microprossx.com

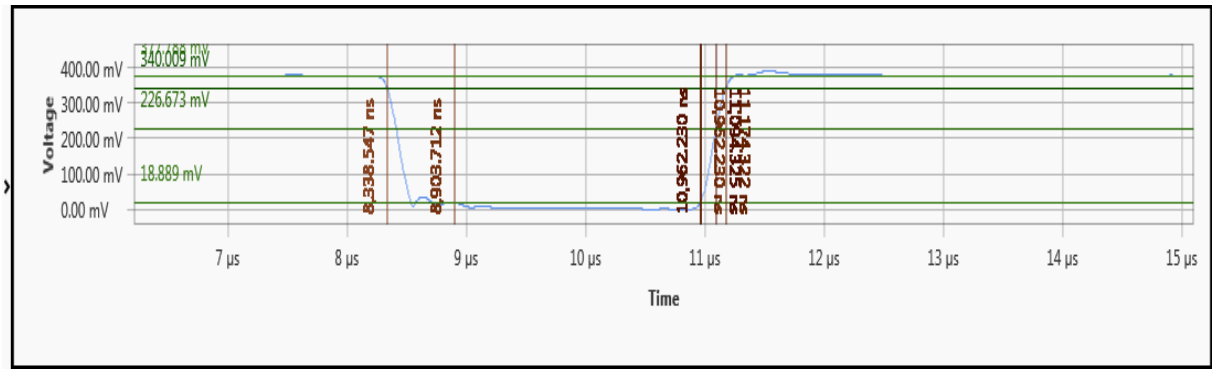

Analysis

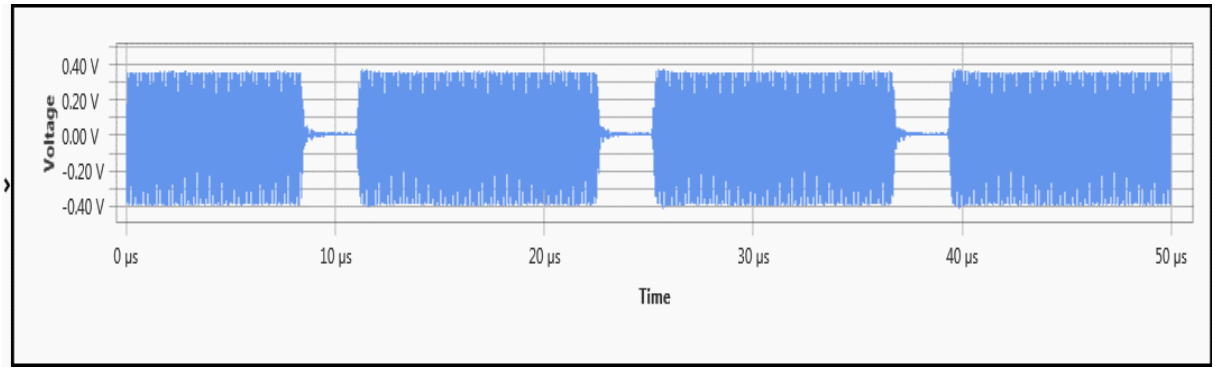

Trace

11-21 rue Hubble
Parc de la Haute borne
59650 Villeneuve d'Ascq – France
+33 320 746 630
smartcards@microprocss.com

191. Test: TC_AN20_POL_NFCA_01.111 (820 Ω)

a. Test Case Information

Operator	*Default Operator*
Description	*This test verifies poller waveform characteristics.*
Testing Date	*2020-08-18T15:55*
Device Name	*TCL2*
Device Serial Number	*MP3.12.35.20*
Firmware version	*43.0*
Driver version	*1.29*
MPManager version	*3.6.4*
Test case status	*PASSED*

b. Test Log

TC_AN20_POL_NFCA_01.111 (820 Ω)

This test verifies poller waveform characteristics.

Parameters:

Device Configuration:

Poller: Device Under Test

NFC Forum Reference Device: Listener 3

Jumper Configuration:

Position J3 at position 1 (820 Ω)

Position: 111

Attempt 1

11-21 rue Hubble
Parc de la Haute borne
59650 Villeneuve d'Ascq – France
+33 320 746 630
smartcards@micropross.com

Modulation envelope (pk-pk) = 555.471 mV

Value of T1 (2.625 µs) is in specifications limits ([2.060 µs, 2.990 µs|+/-0.147|]).

Value of T2 (2.058 µs) is in specifications limits ([0.520 µs, 2.625 µs|+/-0.147|]).

Value of T3 (0.199 µs) is in specifications limits ([0.190 µs, 1.180 µs|+/-0.147|]).

Value of T4 (0.127 µs) is in specifications limits ([0.000 µs, 0.440 µs|+/-0.147|]).

Value of T5 (0.000 µs) is in specifications limits ([0.000 µs, 0.500 µs|+/-0.147|]).

Value of Vout,A (3.35) is in specifications limits ([0.00 , 35.71 |+/-0.50|]).

Waveform Respect Specification : OK

The waveform characteristics of the NFC-A modulation provided by the Polling Device under test, shall be compliant with the specification.

The waveform measurement of the Polling Device under test is compliant.

TC_AN20_POL_NFCA_01.111 (820 Ω) passed.

c. MPLog Traces

Trace 1: C:\Users\MICROPROSS\Desktop\Project\san\TS_MPM3_NFC Forum Analog_v3.2.1\NFC Forum Analog Test Suite\[Default Session] Traces\[_3][J1]TC_AN20_POL_NFCA_01.111 (820 Ω)[2020-08-18T155504]\Attempt 1\Trace.mplog

d. Pictures

11-21 rue Hubble
Parc de la Haute borne
59650 Villeneuve d'Ascq – France
+33 320 746 630
smartcards@microprocess.com

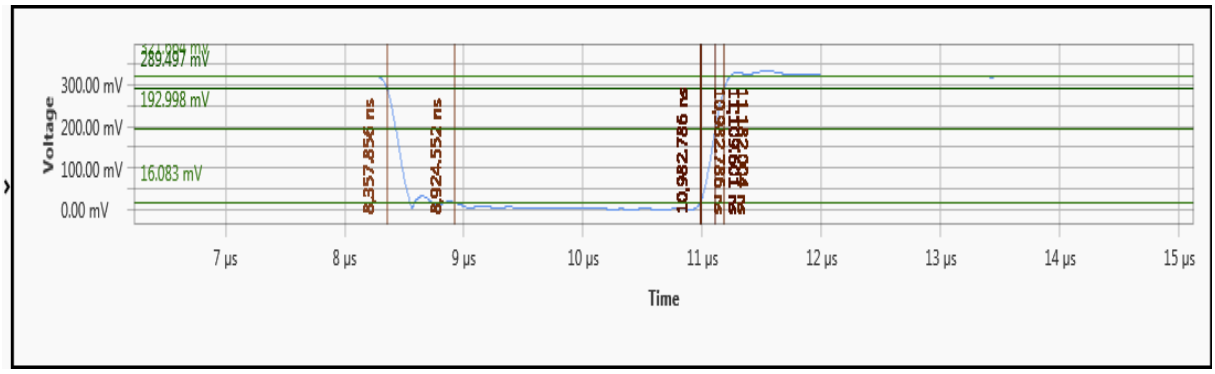

Analysis

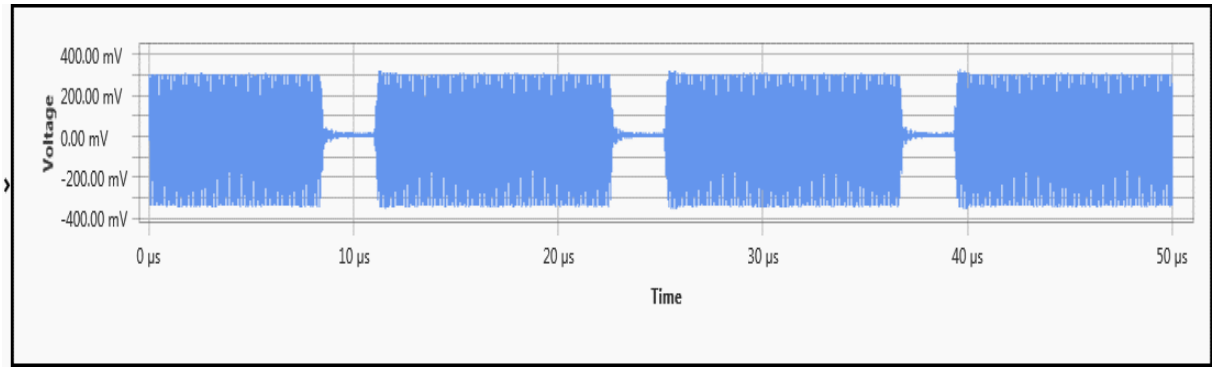

Trace

11-21 rue Hubble
Parc de la Haute borne
59650 Villeneuve d'Ascq – France
+33 320 746 630
smartcards@microprossx.com

192. Test: TC_AN20_POL_NFCA_01.112 (820 Ω)

a. Test Case Information

Operator	*Default Operator*
Description	*This test verifies poller waveform characteristics.*
Testing Date	*2020-08-18T15:57*
Device Name	*TCL2*
Device Serial Number	*MP3.12.35.20*
Firmware version	*43.0*
Driver version	*1.29*
MPManager version	*3.6.4*
Test case status	*PASSED*

b. Test Log

TC_AN20_POL_NFCA_01.112 (820 Ω)

This test verifies poller waveform characteristics.

Parameters:

Device Configuration:

Poller: Device Under Test

NFC Forum Reference Device: Listener 3

Jumper Configuration:

Position J3 at position 1 (820 Ω)

Position: 112

Attempt 1

11-21 rue Hubble
Parc de la Haute borne
59650 Villeneuve d'Ascq – France
+33 320 746 630
smartcards@micropross.com

Modulation envelope (pk-pk) = 660.066 mV

Value of T1 (2.624 µs) is in specifications limits ([2.060 µs, 2.990 µs|+/-0.147|]).

Value of T2 (2.066 µs) is in specifications limits ([0.520 µs, 2.624 µs|+/-0.147|]).

Value of T3 (0.214 µs) is in specifications limits ([0.199 µs, 1.180 µs|+/-0.147|]).

Value of T4 (0.133 µs) is in specifications limits ([0.000 µs, 0.440 µs|+/-0.147|]).

Value of T5 (0.000 µs) is in specifications limits ([0.000 µs, 0.500 µs|+/-0.147|]).

Value of Vout,A (2.99) is in specifications limits ([0.00 , 35.47 |+/-0.50|]).

Waveform Respect Specification : OK

The waveform characteristics of the NFC-A modulation provided by the Polling Device under test, shall be compliant with the specification.

The waveform measurement of the Polling Device under test is compliant.

TC_AN20_POL_NFCA_01.112 (820 Ω) passed.

c. MPLog Traces

Trace 1: C:\Users\MICROPROSS\Desktop\Project\san\TS_MPM3_NFC Forum Analog_v3.2.1\NFC Forum Analog Test Suite\[Default Session] Traces\[_3][J1]TC_AN20_POL_NFCA_01.112 (820 Ω)[2020-08-18T155728]\Attempt 1\Trace.mplog

d. Pictures

11-21 rue Hubble
Parc de la Haute borne
59650 Villeneuve d'Ascq – France
+33 320 746 630
smartcards@micropross.com

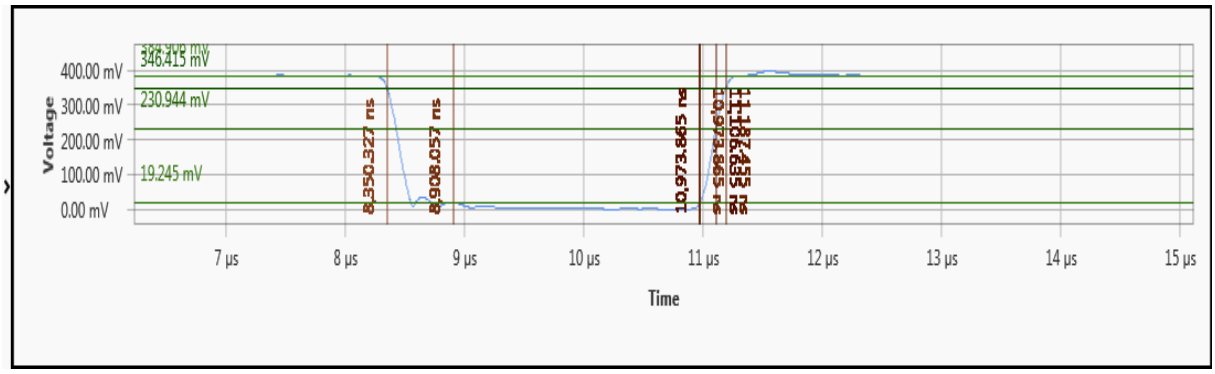

Analysis

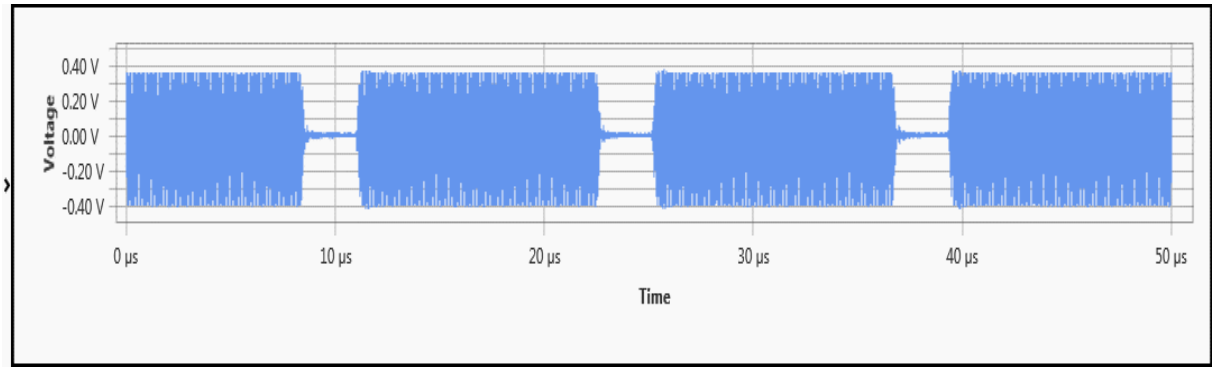

Trace

11-21 rue Hubble
Parc de la Haute borne
59650 Villeneuve d'Ascq – France
+33 320 746 630
smartcards@microprross.com

193. Test: TC_AN20_POL_NFCA_01.113 (820 Ω)

a. Test Case Information

Operator	*Default Operator*
Description	*This test verifies poller waveform characteristics.*
Testing Date	*2020-08-18T16:00*
Device Name	*TCL2*
Device Serial Number	*MP3.12.35.20*
Firmware version	*43.0*
Driver version	*1.29*
MPManager version	*3.6.4*
Test case status	*PASSED*

b. Test Log

TC_AN20_POL_NFCA_01.113 (820 Ω)

This test verifies poller waveform characteristics.

Parameters:

Device Configuration:

Poller: Device Under Test

NFC Forum Reference Device: Listener 3

Jumper Configuration:

Position J3 at position 1 (820 Ω)

Position: 113

Attempt 1

11-21 rue Hubble
Parc de la Haute borne
59650 Villeneuve d'Ascq – France
+33 320 746 630
smartcards@micropross.com

Modulation envelope (pk-pk) = 549.830 mV

Value of T1 (2.624 µs) is in specifications limits ([2.060 µs, 2.990 µs|+/-0.147|]).

Value of T2 (2.061 µs) is in specifications limits ([0.520 µs, 2.624 µs|+/-0.147|]).

Value of T3 (0.201 µs) is in specifications limits ([0.192 µs, 1.180 µs|+/-0.147|]).

Value of T4 (0.128 µs) is in specifications limits ([0.000 µs, 0.440 µs|+/-0.147|]).

Value of T5 (0.000 µs) is in specifications limits ([0.000 µs, 0.500 µs|+/-0.147|]).

Value of Vout,A (3.36) is in specifications limits ([0.00 , 35.68 |+/-0.50|]).

Waveform Respect Specification : OK

The waveform characteristics of the NFC-A modulation provided by the Polling Device under test, shall be compliant with the specification.

The waveform measurement of the Polling Device under test is compliant.

TC_AN20_POL_NFCA_01.113 (820 Ω) passed.

c. MPLog Traces

Trace 1: C:\Users\MICROPROSS\Desktop\Project\san\TS_MPM3_NFC Forum Analog_v3.2.1\NFC Forum Analog Test Suite\[Default Session] Traces\[_3][J1]TC_AN20_POL_NFCA_01.113 (820 Ω)[2020-08-18T160009]\Attempt 1\Trace.mplog

d. Pictures

11-21 rue Hubble
Parc de la Haute borne
59650 Villeneuve d'Ascq – France
+33 320 746 630
smartcards@micropross.com

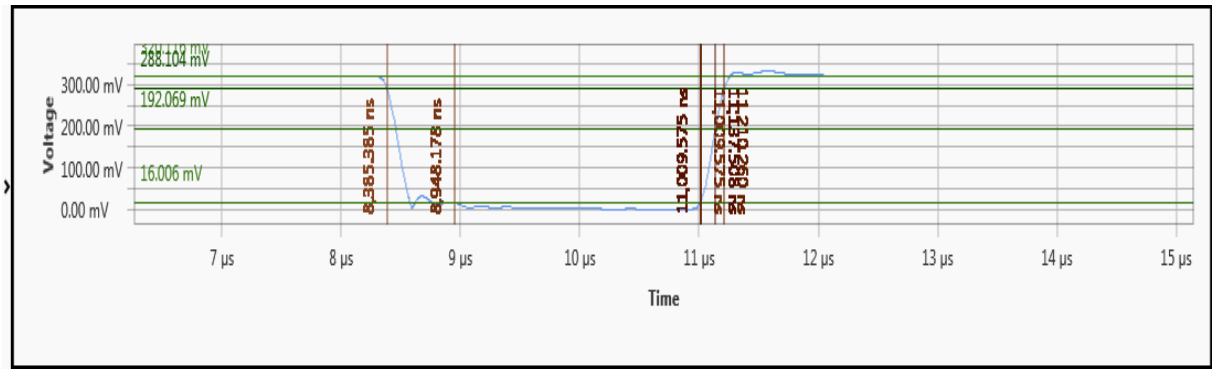

Analysis

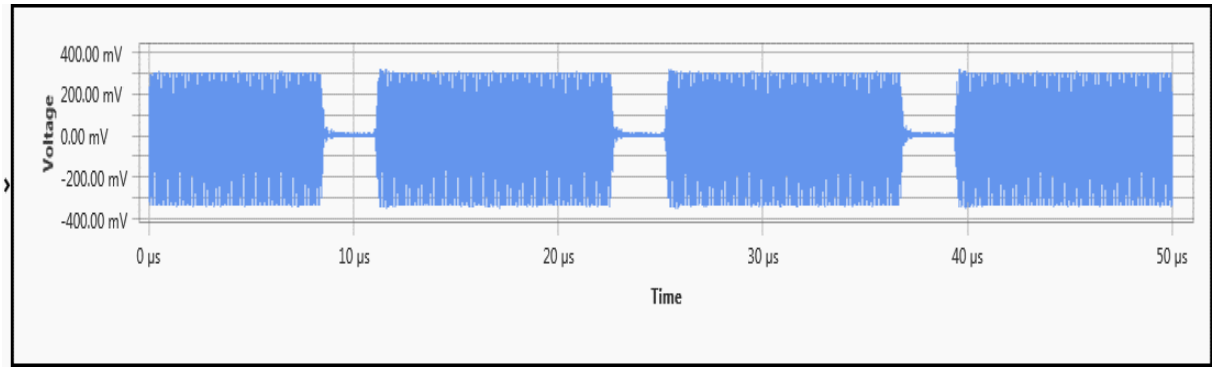

Trace

11-21 rue Hubble
Parc de la Haute borne
59650 Villeneuve d'Ascq – France
+33 320 746 630
smartcards@microprross.com

194. Test: TC_AN20_POL_NFCA_01.120 (820 Ω)

a. Test Case Information

Operator	*Default Operator*
Description	*This test verifies poller waveform characteristics.*
Testing Date	*2020-08-18T16:02*
Device Name	*TCL2*
Device Serial Number	*MP3.12.35.20*
Firmware version	*43.0*
Driver version	*1.29*
MPManager version	*3.6.4*
Test case status	*PASSED*

b. Test Log

TC_AN20_POL_NFCA_01.120 (820 Ω)

This test verifies poller waveform characteristics.

Parameters:

Device Configuration:

Poller: Device Under Test

NFC Forum Reference Device: Listener 3

Jumper Configuration:

Position J3 at position 1 (820 Ω)

Position: 120

Attempt 1

11-21 rue Hubble
Parc de la Haute borne
59650 Villeneuve d'Ascq – France
+33 320 746 630
smartcards@micropross.com

Modulation envelope (pk-pk) = 767.364 mV

Value of T1 (2.623 µs) is in specifications limits ([2.060 µs, 2.990 µs|+/-0.147|]).

Value of T2 (2.239 µs) is in specifications limits ([0.520 µs, 2.623 µs|+/-0.147|]).

Value of T3 (0.241 µs) is in specifications limits ([0.210 µs, 1.180 µs|+/-0.147|]).

Value of T4 (0.140 µs) is in specifications limits ([0.000 µs, 0.440 µs|+/-0.147|]).

Value of T5 (0.093 µs) is in specifications limits ([0.000 µs, 0.500 µs|+/-0.147|]).

Value of Vout,A (1.97) is in specifications limits ([0.00 , 32.93 |+/-0.50|]).

Waveform Respect Specification : OK

The waveform characteristics of the NFC-A modulation provided by the Polling Device under test, shall be compliant with the specification.

The waveform measurement of the Polling Device under test is compliant.

TC_AN20_POL_NFCA_01.120 (820 Ω) passed.

c. MPLog Traces

Trace 1: C:\Users\MICROPROSS\Desktop\Project\san\TS_MPM3_NFC Forum Analog_v3.2.1\NFC Forum Analog Test Suite\[Default Session] Traces\[_3][J1]TC_AN20_POL_NFCA_01.120 (820 Ω)[2020-08-18T160237]\Attempt 1\Trace.mplog

d. Pictures

11-21 rue Hubble
Parc de la Haute borne
59650 Villeneuve d'Ascq – France
+33 320 746 630
smartcards@micropross.com

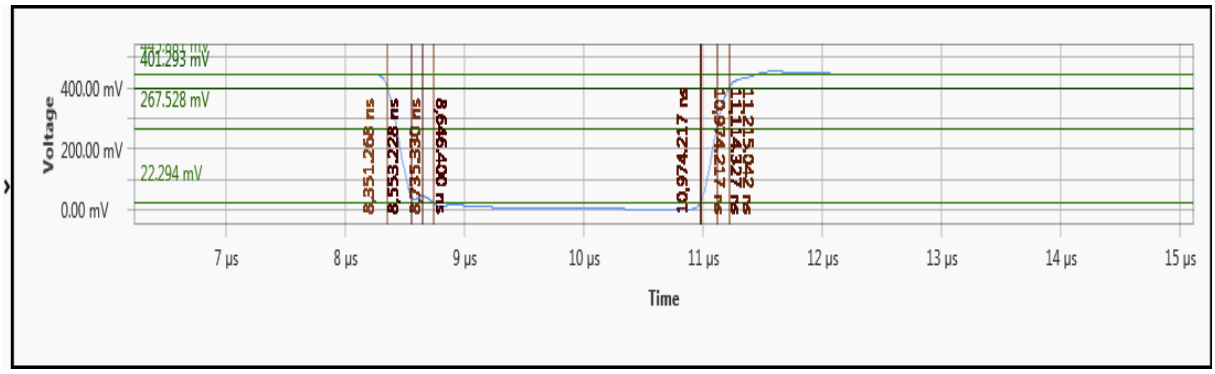

Analysis

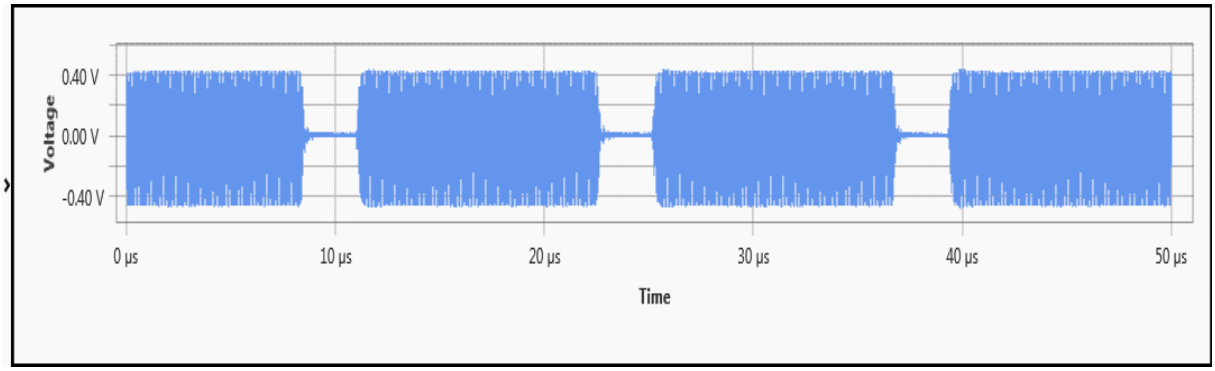

Trace

11-21 rue Hubble
Parc de la Haute borne
59650 Villeneuve d'Ascq – France
+33 320 746 630
smartcards@microprocss.com

195. Test: TC_AN20_POL_NFCA_01.121 (820 Ω)

a. Test Case Information

Operator	*Default Operator*
Description	*This test verifies poller waveform characteristics.*
Testing Date	*2020-08-18T16:06*
Device Name	*TCL2*
Device Serial Number	*MP3.12.35.20*
Firmware version	*43.0*
Driver version	*1.29*
MPManager version	*3.6.4*
Test case status	*PASSED*

b. Test Log

TC_AN20_POL_NFCA_01.121 (820 Ω)

This test verifies poller waveform characteristics.

Parameters:

Device Configuration:

Poller: Device Under Test

NFC Forum Reference Device: Listener 3

Jumper Configuration:

Position J3 at position 1 (820 Ω)

Position: 121

Attempt 1

11-21 rue Hubble
Parc de la Haute borne
59650 Villeneuve d'Ascq – France
+33 320 746 630
smartcards@micropross.com

Modulation envelope (pk-pk) = 804.560 mV

Value of T1 (2.622 µs) is in specifications limits ([2.060 µs, 2.990 µs|+/-0.147|]).

Value of T2 (2.234 µs) is in specifications limits ([0.520 µs, 2.622 µs|+/-0.147|]).

Value of T3 (0.246 µs) is in specifications limits ([0.213 µs, 1.180 µs|+/-0.147|]).

Value of T4 (0.142 µs) is in specifications limits ([0.000 µs, 0.440 µs|+/-0.147|]).

Value of T5 (0.087 µs) is in specifications limits ([0.000 µs, 0.500 µs|+/-0.147|]).

Value of Vout,A (1.94) is in specifications limits ([0.00 , 32.27 |+/-0.50|]).

Waveform Respect Specification : OK

The waveform characteristics of the NFC-A modulation provided by the Polling Device under test, shall be compliant with the specification.

The waveform measurement of the Polling Device under test is compliant.

TC_AN20_POL_NFCA_01.121 (820 Ω) passed.

c. MPLog Traces

Trace 1: C:\Users\MICROPROSS\Desktop\Project\san\TS_MPM3_NFC Forum Analog_v3.2.1\NFC Forum Analog Test Suite\[Default Session] Traces\[_3][J1]TC_AN20_POL_NFCA_01.121 (820 Ω)[2020-08-18T160646]\Attempt 1\Trace.mplog

d. Pictures

11-21 rue Hubble
Parc de la Haute borne
59650 Villeneuve d'Ascq – France
+33 320 746 630
smartcards@micropross.com

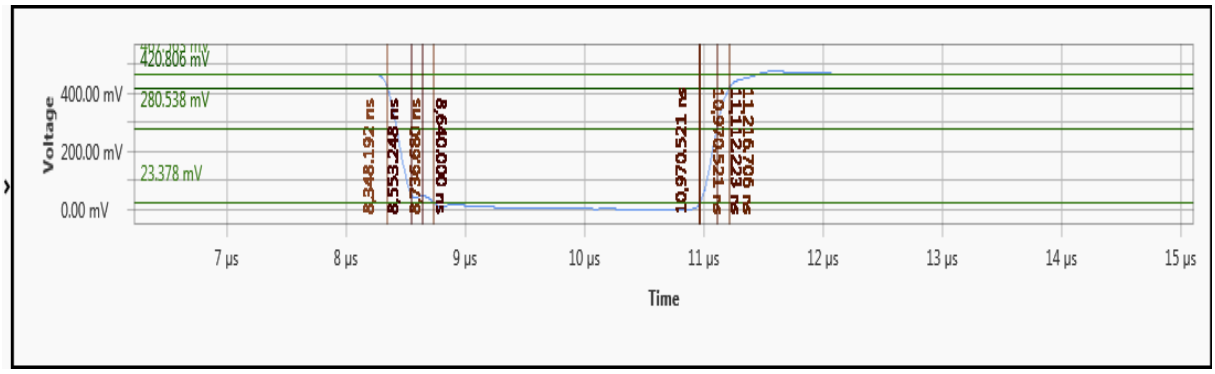

Analysis

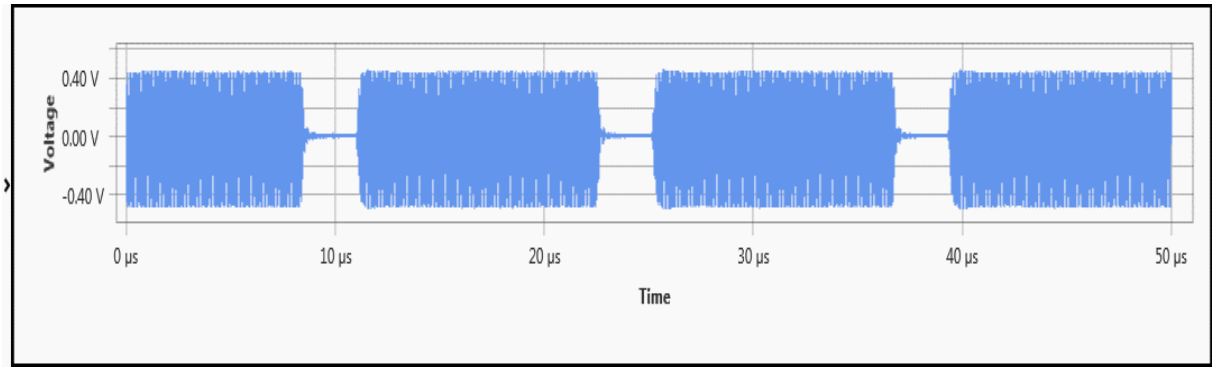

Trace

11-21 rue Hubble
Parc de la Haute borne
59650 Villeneuve d'Ascq – France
+33 320 746 630
smartcards@microprross.com

196. Test: TC_AN20_POL_NFCA_01.122 (820 Ω)

a. Test Case Information

Operator	*Default Operator*
Description	*This test verifies poller waveform characteristics.*
Testing Date	*2020-08-18T16:08*
Device Name	*TCL2*
Device Serial Number	*MP3.12.35.20*
Firmware version	*43.0*
Driver version	*1.29*
MPManager version	*3.6.4*
Test case status	*PASSED*

b. Test Log

TC_AN20_POL_NFCA_01.122 (820 Ω)

This test verifies poller waveform characteristics.

Parameters:

Device Configuration:

Poller: Device Under Test

NFC Forum Reference Device: Listener 3

Jumper Configuration:

Position J3 at position 1 (820 Ω)

Position: 122

Attempt 1

11-21 rue Hubble
Parc de la Haute borne
59650 Villeneuve d'Ascq – France
+33 320 746 630
smartcards@micropross.com

Modulation envelope (pk-pk) = 803.620 mV

Value of T1 (2.621 µs) is in specifications limits ([2.060 µs, 2.990 µs|+/-0.147|]).

Value of T2 (2.233 µs) is in specifications limits ([0.520 µs, 2.621 µs|+/-0.147|]).

Value of T3 (0.247 µs) is in specifications limits ([0.215 µs, 1.180 µs|+/-0.147|]).

Value of T4 (0.143 µs) is in specifications limits ([0.000 µs, 0.440 µs|+/-0.147|]).

Value of T5 (0.089 µs) is in specifications limits ([0.000 µs, 0.500 µs|+/-0.147|]).

Value of Vout,A (1.91) is in specifications limits ([0.00 , 32.20 |+/-0.50|]).

Waveform Respect Specification : OK

The waveform characteristics of the NFC-A modulation provided by the Polling Device under test, shall be compliant with the specification.

The waveform measurement of the Polling Device under test is compliant.

TC_AN20_POL_NFCA_01.122 (820 Ω) passed.

c. MPLog Traces

Trace 1: C:\Users\MICROPROSS\Desktop\Project\san\TS_MPM3_NFC Forum Analog_v3.2.1\NFC Forum Analog Test Suite\[Default Session] Traces\[_3][J1]TC_AN20_POL_NFCA_01.122 (820 Ω)[2020-08-18T160822]\Attempt 1\Trace.mplog

d. Pictures

11-21 rue Hubble
Parc de la Haute borne
59650 Villeneuve d'Ascq – France
+33 320 746 630
smartcards@microprossx.com

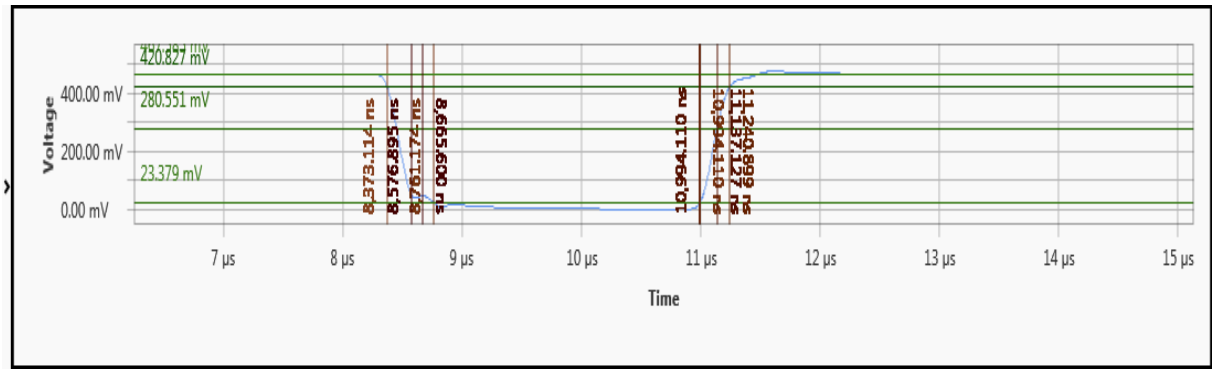

Analysis

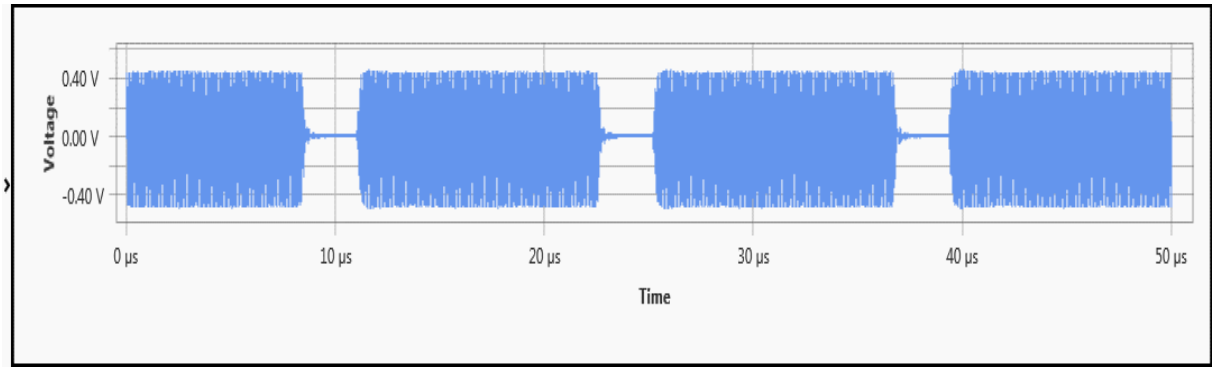

Trace

11-21 rue Hubble
Parc de la Haute borne
59650 Villeneuve d'Ascq – France
+33 320 746 630
smartcards@microprocess.com

197. Test: TC_AN20_POL_NFCA_01.123 (820 Ω)

a. Test Case Information

Operator	*Default Operator*
Description	*This test verifies poller waveform characteristics.*
Testing Date	*2020-08-18T16:10*
Device Name	*TCL2*
Device Serial Number	*MP3.12.35.20*
Firmware version	*43.0*
Driver version	*1.29*
MPManager version	*3.6.4*
Test case status	*PASSED*

b. Test Log

TC_AN20_POL_NFCA_01.123 (820 Ω)

This test verifies poller waveform characteristics.

Parameters:

Device Configuration:

Poller: Device Under Test

NFC Forum Reference Device: Listener 3

Jumper Configuration:

Position J3 at position 1 (820 Ω)

Position: 123

Attempt 1

11-21 rue Hubble
Parc de la Haute borne
59650 Villeneuve d'Ascq – France
+33 320 746 630
smartcards@micropross.com

Modulation envelope (pk-pk) = 460.953 mV

Value of T1 (2.624 µs) is in specifications limits ([2.060 µs, 2.990 µs|+/-0.147|]).

Value of T2 (2.057 µs) is in specifications limits ([0.520 µs, 2.624 µs|+/-0.147|]).

Value of T3 (0.209 µs) is in specifications limits ([0.196 µs, 1.180 µs|+/-0.147|]).

Value of T4 (0.131 µs) is in specifications limits ([0.000 µs, 0.440 µs|+/-0.147|]).

Value of T5 (0.000 µs) is in specifications limits ([0.000 µs, 0.500 µs|+/-0.147|]).

Value of Vout,A (3.30) is in specifications limits ([0.00 , 35.55 |+/-0.50|]).

Waveform Respect Specification : OK

The waveform characteristics of the NFC-A modulation provided by the Polling Device under test, shall be compliant with the specification.

The waveform measurement of the Polling Device under test is compliant.

TC_AN20_POL_NFCA_01.123 (820 Ω) passed.

c. MPLog Traces

Trace 1: C:\Users\MICROPROSS\Desktop\Project\san\TS_MPM3_NFC Forum Analog_v3.2.1\NFC Forum Analog Test Suite\[Default Session] Traces\[_3][J1]TC_AN20_POL_NFCA_01.123 (820 Ω)[2020-08-18T161031]\Attempt 1\Trace.mplog

d. Pictures

11-21 rue Hubble
Parc de la Haute borne
59650 Villeneuve d'Ascq – France
+33 320 746 630
smartcards@microprocess.com

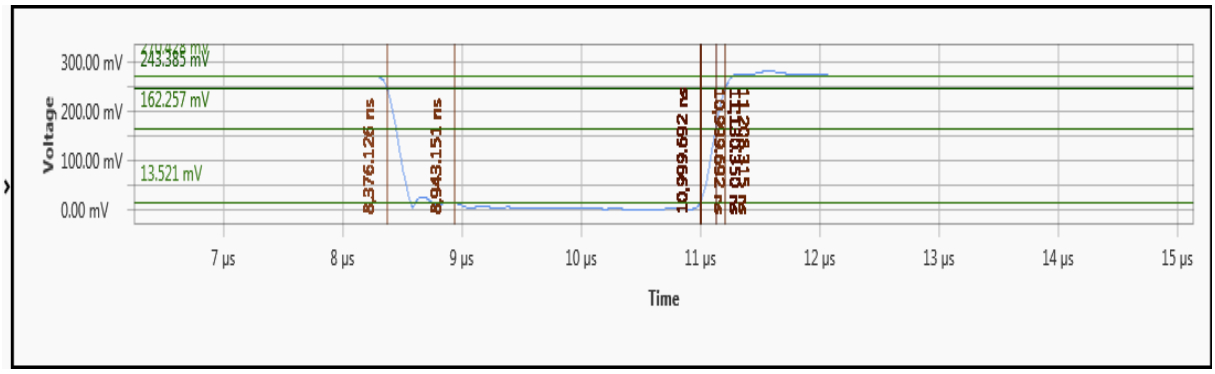

Analysis

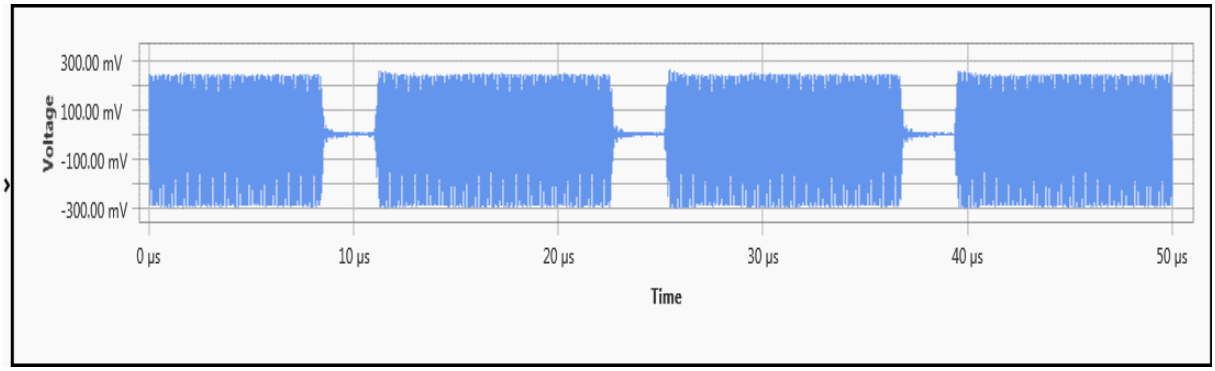

Trace

11-21 rue Hubble
Parc de la Haute borne
59650 Villeneuve d'Ascq – France
+33 320 746 630
smartcards@microprross.com

198. Test: TC_AN20_POL_NFCA_01.000 (330 Ω)

a. Test Case Information

Operator	*Default Operator*
Description	*This test verifies poller waveform characteristics.*
Testing Date	*2020-08-18T15:38*
Device Name	*TCL2*
Device Serial Number	*MP3.12.35.20*
Firmware version	*43.0*
Driver version	*1.29*
MPManager version	*3.6.4*
Test case status	*PASSED*

b. Test Log

TC_AN20_POL_NFCA_01.000 (330 Ω)

This test verifies poller waveform characteristics.

Parameters:

Device Configuration:

Poller: Device Under Test

NFC Forum Reference Device: Listener 3

Jumper Configuration:

Position J3 at position 3 (330 Ω)

Position: 000

Attempt 1

11-21 rue Hubble
Parc de la Haute borne
59650 Villeneuve d'Ascq – France
+33 320 746 630
smartcards@micropross.com

Modulation envelope (pk-pk) = 813.492 mV

Value of T1 (2.614 µs) is in specifications limits ([2.060 µs, 2.990 µs|+/-0.147|]).

Value of T2 (2.242 µs) is in specifications limits ([0.520 µs, 2.614 µs|+/-0.147|]).

Value of T3 (0.254 µs) is in specifications limits ([0.208 µs, 1.180 µs|+/-0.147|]).

Value of T4 (0.139 µs) is in specifications limits ([0.000 µs, 0.440 µs|+/-0.147|]).

Value of T5 (0.056 µs) is in specifications limits ([0.000 µs, 0.500 µs|+/-0.147|]).

Value of Vout,A (0.50) is in specifications limits ([0.00 , 31.30 |+/-0.50|]).

Waveform Respect Specification : OK

The waveform characteristics of the NFC-A modulation provided by the Polling Device under test, shall be compliant with the specification.

The waveform measurement of the Polling Device under test is compliant.

TC_AN20_POL_NFCA_01.000 (330 Ω) passed.

c. MPLog Traces

Trace 1: C:\Users\MICROPROSS\Desktop\Project\san\TS_MPM3_NFC Forum Analog_v3.2.1\NFC Forum Analog Test Suite\[Default Session] Traces\[_3][J3]TC_AN20_POL_NFCA_01.000 (330 Ω)[2020-08-18T153808]\Attempt 1\Trace.mplog

d. Pictures

11-21 rue Hubble
Parc de la Haute borne
59650 Villeneuve d'Ascq – France
+33 320 746 630
smartcards@microprossl.com

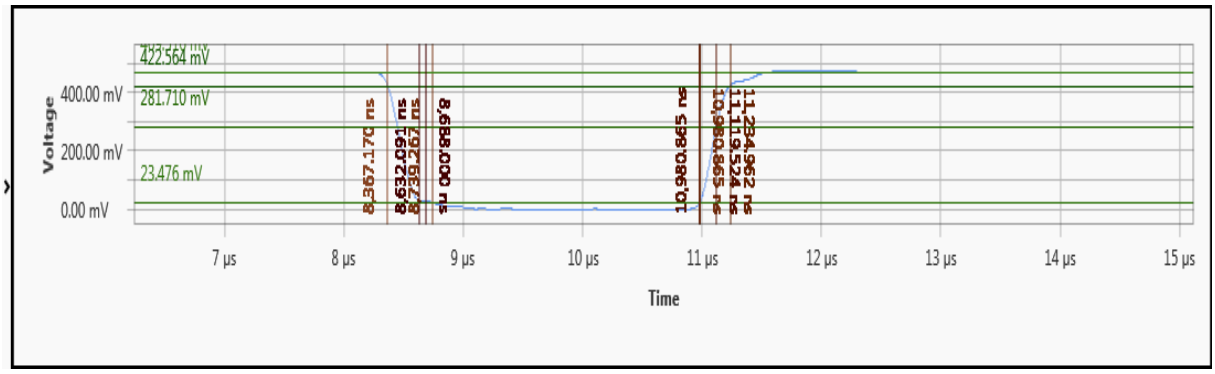

Analysis

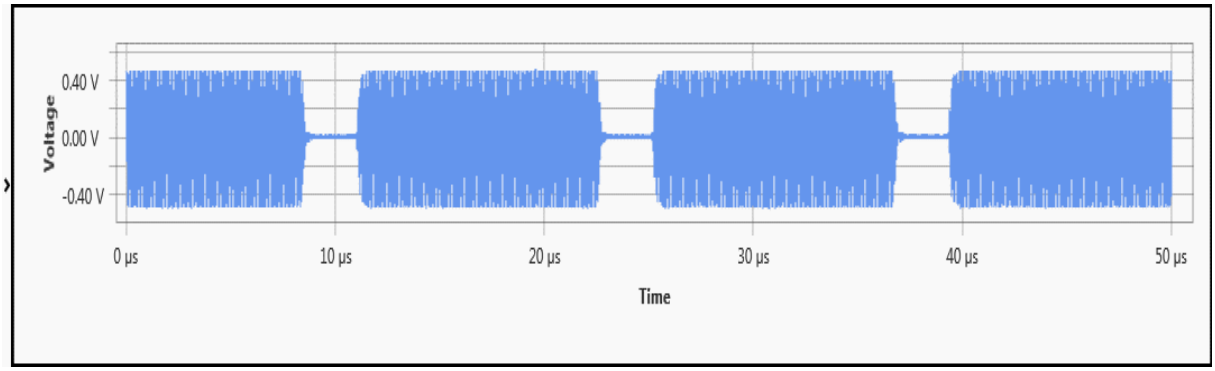

Trace

11-21 rue Hubble
Parc de la Haute borne
59650 Villeneuve d'Ascq – France
+33 320 746 630
smartcards@microprossx.com

199. Test: TC_AN20_POL_NFCA_01.010 (330 Ω)

a. Test Case Information

Operator	*Default Operator*
Description	*This test verifies poller waveform characteristics.*
Testing Date	*2020-08-18T15:41*
Device Name	*TCL2*
Device Serial Number	*MP3.12.35.20*
Firmware version	*43.0*
Driver version	*1.29*
MPManager version	*3.6.4*
Test case status	*PASSED*

b. Test Log

TC_AN20_POL_NFCA_01.010 (330 Ω)

This test verifies poller waveform characteristics.

Parameters:

Device Configuration:

Poller: Device Under Test

NFC Forum Reference Device: Listener 3

Jumper Configuration:

Position J3 at position 3 (330 Ω)

Position: 010

Attempt 1

11-21 rue Hubble
Parc de la Haute borne
59650 Villeneuve d'Ascq – France
+33 320 746 630
smartcards@micropross.com

Modulation envelope (pk-pk) = 902.221 mV

Value of T1 (2.615 µs) is in specifications limits ([2.060 µs, 2.990 µs|+/-0.147|]).

Value of T2 (2.201 µs) is in specifications limits ([0.520 µs, 2.615 µs|+/-0.147|]).

Value of T3 (0.300 µs) is in specifications limits ([0.218 µs, 1.180 µs|+/-0.147|]).

Value of T4 (0.145 µs) is in specifications limits ([0.000 µs, 0.440 µs|+/-0.147|]).

Value of T5 (0.000 µs) is in specifications limits ([0.000 µs, 0.500 µs|+/-0.147|]).

Value of Vout,A (0.55) is in specifications limits ([0.00 , 25.68 |+/-0.50|]).

Waveform Respect Specification : OK

The waveform characteristics of the NFC-A modulation provided by the Polling Device under test, shall be compliant with the specification.

The waveform measurement of the Polling Device under test is compliant.

TC_AN20_POL_NFCA_01.010 (330 Ω) passed.

c. MPLog Traces

Trace 1: C:\Users\MICROPROSS\Desktop\Project\san\TS_MPM3_NFC Forum Analog_v3.2.1\NFC Forum Analog Test Suite\[Default Session] Traces\[_3][J3]TC_AN20_POL_NFCA_01.010 (330 Ω)[2020-08-18T154105]\Attempt 1\Trace.mplog

d. Pictures

11-21 rue Hubble
Parc de la Haute borne
59650 Villeneuve d'Ascq – France
+33 320 746 630
smartcards@micropross.com

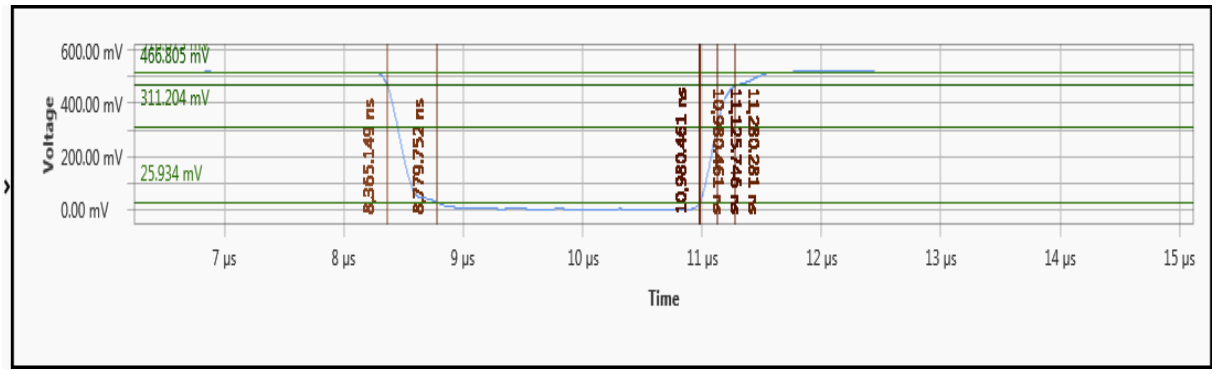

Analysis

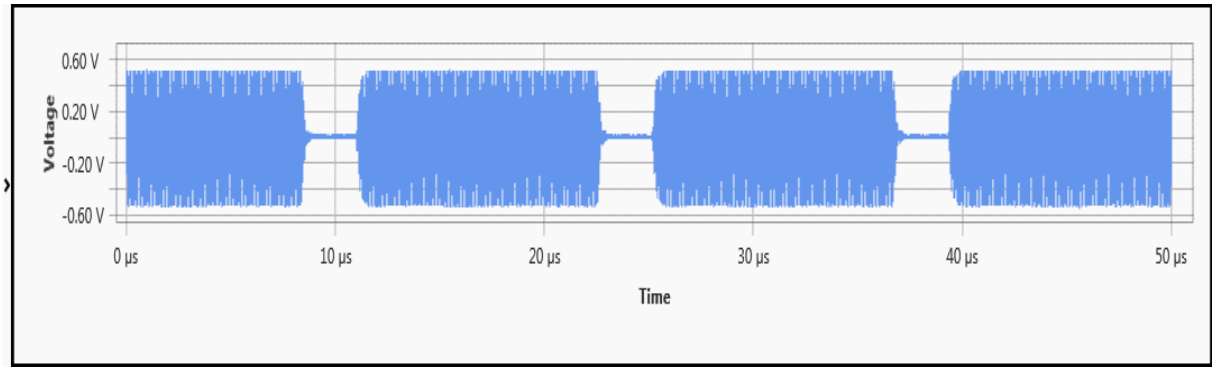

Trace

11-21 rue Hubble
Parc de la Haute borne
59650 Villeneuve d'Ascq – France
+33 320 746 630
smartcards@microprross.com

200. Test: TC_AN20_POL_NFCA_01.011 (330 Ω)

a. Test Case Information

Operator	*Default Operator*
Description	*This test verifies poller waveform characteristics.*
Testing Date	*2020-08-18T15:44*
Device Name	*TCL2*
Device Serial Number	*MP3.12.35.20*
Firmware version	*43.0*
Driver version	*1.29*
MPManager version	*3.6.4*
Test case status	*PASSED*

b. Test Log

TC_AN20_POL_NFCA_01.011 (330 Ω)

This test verifies poller waveform characteristics.

Parameters:

Device Configuration:

Poller: Device Under Test

NFC Forum Reference Device: Listener 3

Jumper Configuration:

Position J3 at position 3 (330 Ω)

Position: 011

Attempt 1

11-21 rue Hubble
Parc de la Haute borne
59650 Villeneuve d'Ascq – France
+33 320 746 630
smartcards@micropross.com

Modulation envelope (pk-pk) = 729.639 mV

Value of T1 (2.614 µs) is in specifications limits ([2.060 µs, 2.990 µs|+/-0.147|]).

Value of T2 (2.246 µs) is in specifications limits ([0.520 µs, 2.614 µs|+/-0.147|]).

Value of T3 (0.250 µs) is in specifications limits ([0.206 µs, 1.180 µs|+/-0.147|]).

Value of T4 (0.138 µs) is in specifications limits ([0.000 µs, 0.440 µs|+/-0.147|]).

Value of T5 (0.051 µs) is in specifications limits ([0.000 µs, 0.500 µs|+/-0.147|]).

Value of Vout,A (0.52) is in specifications limits ([0.00 , 31.83 |+/-0.50|]).

Waveform Respect Specification : OK

The waveform characteristics of the NFC-A modulation provided by the Polling Device under test, shall be compliant with the specification.

The waveform measurement of the Polling Device under test is compliant.

TC_AN20_POL_NFCA_01.011 (330 Ω) passed.

c. MPLog Traces

Trace 1: C:\Users\MICROPROSS\Desktop\Project\san\TS_MPM3_NFC Forum Analog_v3.2.1\NFC Forum Analog Test Suite\[Default Session] Traces\[_3][J3]TC_AN20_POL_NFCA_01.011 (330 Ω)[2020-08-18T154409]\Attempt 1\Trace.mplog

d. Pictures

11-21 rue Hubble
Parc de la Haute borne
59650 Villeneuve d'Ascq – France
+33 320 746 630
smartcards@micropross.com

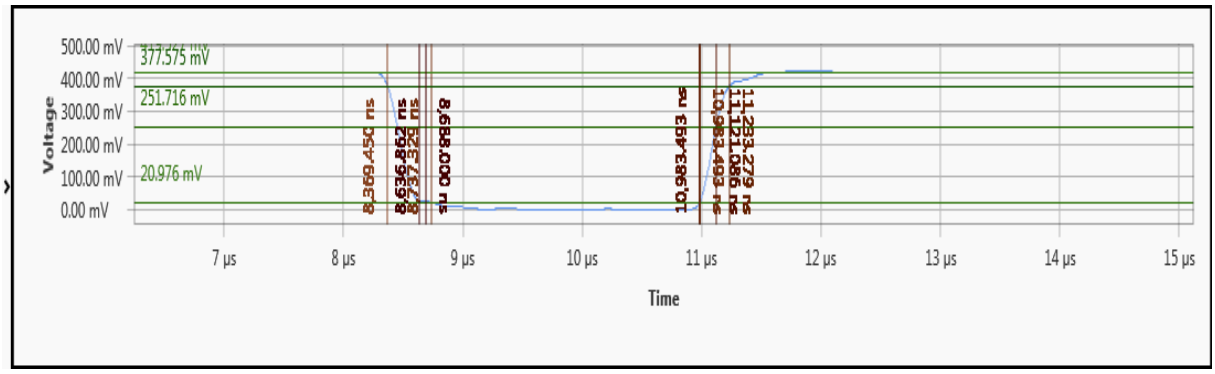

Analysis

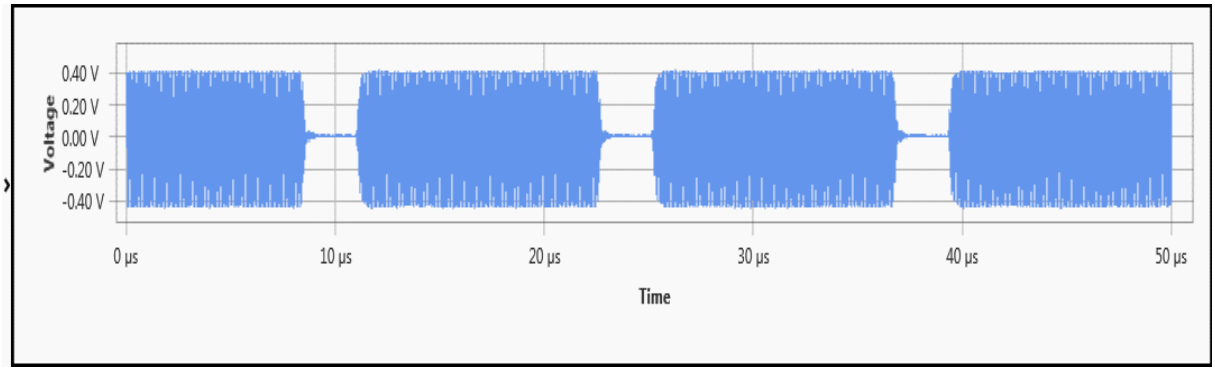

Trace

11-21 rue Hubble
Parc de la Haute borne
59650 Villeneuve d'Ascq – France
+33 320 746 630
smartcards@microprossx.com

201. Test: TC_AN20_POL_NFCA_01.012 (330 Ω)

a. Test Case Information

Operator	*Default Operator*
Description	*This test verifies poller waveform characteristics.*
Testing Date	*2020-08-18T15:46*
Device Name	*TCL2*
Device Serial Number	*MP3.12.35.20*
Firmware version	*43.0*
Driver version	*1.29*
MPManager version	*3.6.4*
Test case status	*PASSED*

b. Test Log

TC_AN20_POL_NFCA_01.012 (330 Ω)

This test verifies poller waveform characteristics.

Parameters:

Device Configuration:

Poller: Device Under Test

NFC Forum Reference Device: Listener 3

Jumper Configuration:

Position J3 at position 3 (330 Ω)

Position: 012

Attempt 1

11-21 rue Hubble
Parc de la Haute borne
59650 Villeneuve d'Ascq – France
+33 320 746 630
smartcards@micropross.com

Modulation envelope (pk-pk) = 921.142 mV

Value of T1 (2.614 µs) is in specifications limits ([2.060 µs, 2.990 µs|+/-0.147|]).

Value of T2 (2.196 µs) is in specifications limits ([0.520 µs, 2.614 µs|+/-0.147|]).

Value of T3 (0.310 µs) is in specifications limits ([0.221 µs, 1.180 µs|+/-0.147|]).

Value of T4 (0.147 µs) is in specifications limits ([0.000 µs, 0.440 µs|+/-0.147|]).

Value of T5 (0.000 µs) is in specifications limits ([0.000 µs, 0.500 µs|+/-0.147|]).

Value of Vout,A (0.68) is in specifications limits ([0.00 , 24.38 |+/-0.50|]).

Waveform Respect Specification : OK

The waveform characteristics of the NFC-A modulation provided by the Polling Device under test, shall be compliant with the specification.

The waveform measurement of the Polling Device under test is compliant.

TC_AN20_POL_NFCA_01.012 (330 Ω) passed.

c. MPLog Traces

Trace 1: C:\Users\MICROPROSS\Desktop\Project\san\TS_MPM3_NFC Forum Analog_v3.2.1\NFC Forum Analog Test Suite\[Default Session] Traces\[_3][J3]TC_AN20_POL_NFCA_01.012 (330 Ω)[2020-08-18T154614]\Attempt 1\Trace.mplog

d. Pictures

11-21 rue Hubble
Parc de la Haute borne
59650 Villeneuve d'Ascq – France
+33 320 746 630
smartcards@micropross.com

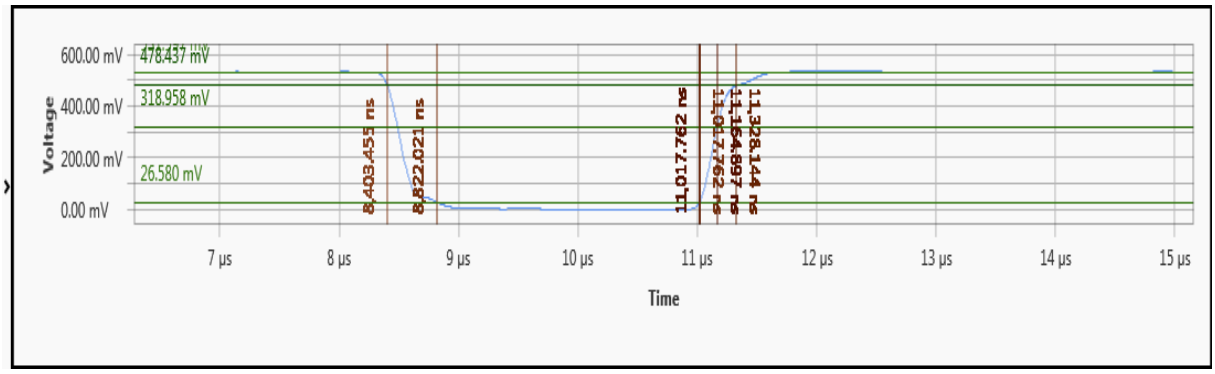

Analysis

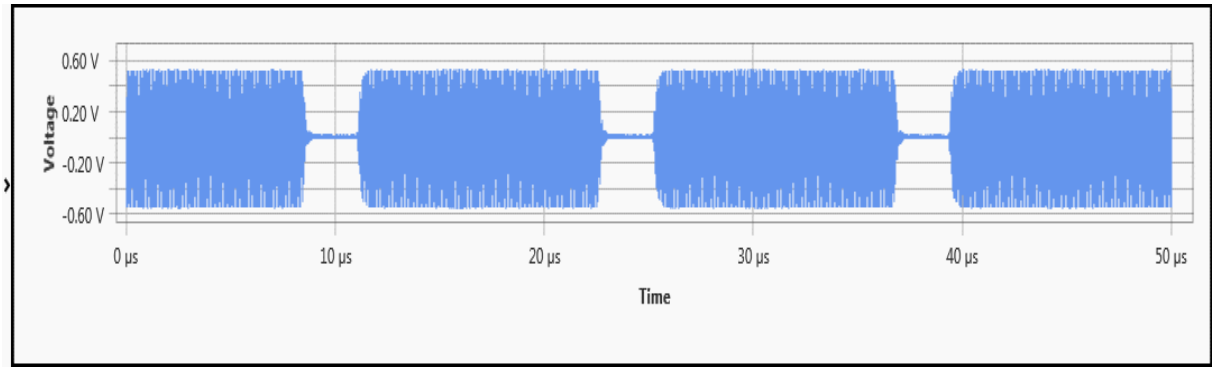

Trace

11-21 rue Hubble
Parc de la Haute borne
59650 Villeneuve d'Ascq – France
+33 320 746 630
smartcards@microprossx.com

202. Test: TC_AN20_POL_NFCA_01.013 (330 Ω)

a. Test Case Information

Operator	*Default Operator*
Description	*This test verifies poller waveform characteristics.*
Testing Date	*2020-08-18T15:48*
Device Name	*TCL2*
Device Serial Number	*MP3.12.35.20*
Firmware version	*43.0*
Driver version	*1.29*
MPManager version	*3.6.4*
Test case status	*PASSED*

b. Test Log

TC_AN20_POL_NFCA_01.013 (330 Ω)

This test verifies poller waveform characteristics.

Parameters:

Device Configuration:

Poller: Device Under Test

NFC Forum Reference Device: Listener 3

Jumper Configuration:

Position J3 at position 3 (330 Ω)

Position: 013

Attempt 1

11-21 rue Hubble
Parc de la Haute borne
59650 Villeneuve d'Ascq – France
+33 320 746 630
smartcards@micropross.com

Modulation envelope (pk-pk) = 700.317 mV

Value of T1 (2.612 µs) is in specifications limits ([2.060 µs, 2.990 µs|+/-0.147|]).

Value of T2 (2.255 µs) is in specifications limits ([0.520 µs, 2.612 µs|+/-0.147|]).

Value of T3 (0.253 µs) is in specifications limits ([0.210 µs, 1.180 µs|+/-0.147|]).

Value of T4 (0.140 µs) is in specifications limits ([0.000 µs, 0.440 µs|+/-0.147|]).

Value of T5 (0.036 µs) is in specifications limits ([0.000 µs, 0.500 µs|+/-0.147|]).

Value of Vout,A (0.64) is in specifications limits ([0.00 , 31.42 |+/-0.50|]).

Waveform Respect Specification : OK

The waveform characteristics of the NFC-A modulation provided by the Polling Device under test, shall be compliant with the specification.

The waveform measurement of the Polling Device under test is compliant.

TC_AN20_POL_NFCA_01.013 (330 Ω) passed.

c. MPLog Traces

Trace 1: C:\Users\MICROPROSS\Desktop\Project\san\TS_MPM3_NFC Forum Analog_v3.2.1\NFC Forum Analog Test Suite\[Default Session] Traces\[_3][J3]TC_AN20_POL_NFCA_01.013 (330 Ω)[2020-08-18T154849]\Attempt 1\Trace.mplog

d. Pictures

11-21 rue Hubble
Parc de la Haute borne
59650 Villeneuve d'Ascq – France
+33 320 746 630
smartcards@micropross.com

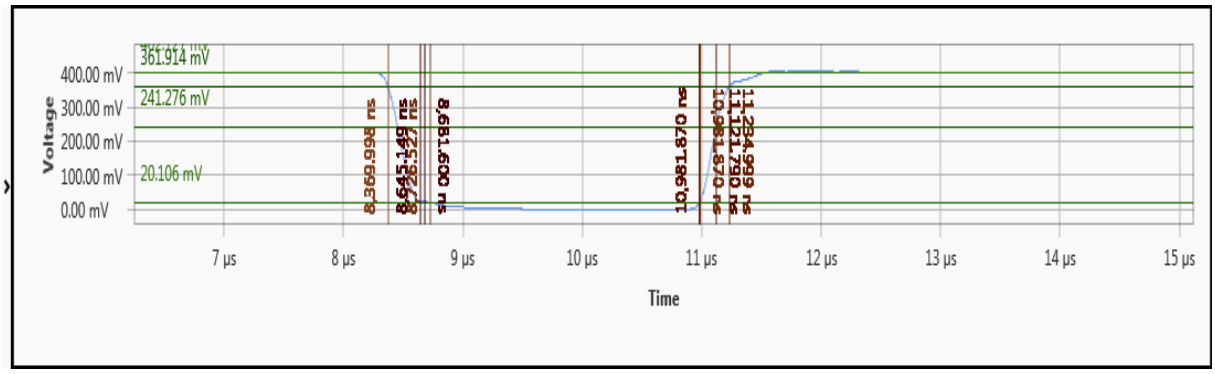

Analysis

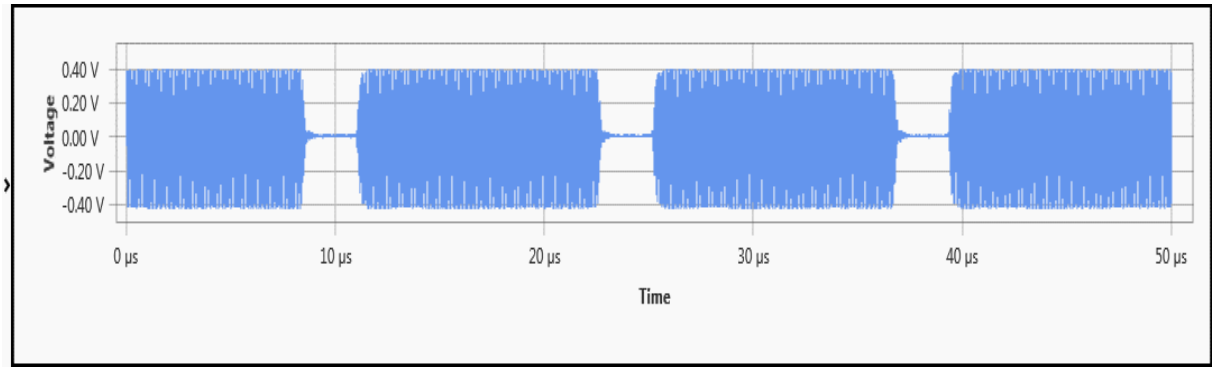

Trace

11-21 rue Hubble
Parc de la Haute borne
59650 Villeneuve d'Ascq – France
+33 320 746 630
smartcards@microprossx.com

203. Test: TC_AN20_POL_NFCA_01.100 (330 Ω)

a. Test Case Information

Operator	*Default Operator*
Description	*This test verifies poller waveform characteristics.*
Testing Date	*2020-08-18T15:51*
Device Name	*TCL2*
Device Serial Number	*MP3.12.35.20*
Firmware version	*43.0*
Driver version	*1.29*
MPManager version	*3.6.4*
Test case status	*PASSED*

b. Test Log

TC_AN20_POL_NFCA_01.100 (330 Ω)

This test verifies poller waveform characteristics.

Parameters:

Device Configuration:

Poller: Device Under Test

NFC Forum Reference Device: Listener 3

Jumper Configuration:

Position J3 at position 3 (330 Ω)

Position: 100

Attempt 1

11-21 rue Hubble
Parc de la Haute borne
59650 Villeneuve d'Ascq – France
+33 320 746 630
smartcards@micropross.com

Modulation envelope (pk-pk) = 814.667 mV

Value of T1 (2.616 µs) is in specifications limits ([2.060 µs, 2.990 µs|+/-0.147|]).

Value of T2 (2.153 µs) is in specifications limits ([0.520 µs, 2.616 µs|+/-0.147|]).

Value of T3 (0.403 µs) is in specifications limits ([0.239 µs, 1.180 µs|+/-0.147|]).

Value of T4 (0.159 µs) is in specifications limits ([0.000 µs, 0.440 µs|+/-0.147|]).

Value of T5 (0.000 µs) is in specifications limits ([0.000 µs, 0.500 µs|+/-0.147|]).

Value of Vout,A (0.52) is in specifications limits ([0.00 , 12.93 |+/-0.50|]).

Waveform Respect Specification : OK

The waveform characteristics of the NFC-A modulation provided by the Polling Device under test, shall be compliant with the specification.

The waveform measurement of the Polling Device under test is compliant.

TC_AN20_POL_NFCA_01.100 (330 Ω) passed.

c. MPLog Traces

Trace 1: C:\Users\MICROPROSS\Desktop\Project\san\TS_MPM3_NFC Forum Analog_v3.2.1\NFC Forum Analog Test Suite\[Default Session] Traces\[_3][J3]TC_AN20_POL_NFCA_01.100 (330 Ω)[2020-08-18T155101]\Attempt 1\Trace.mplog

d. Pictures

11-21 rue Hubble
Parc de la Haute borne
59650 Villeneuve d'Ascq – France
+33 320 746 630
smartcards@microprossx.com

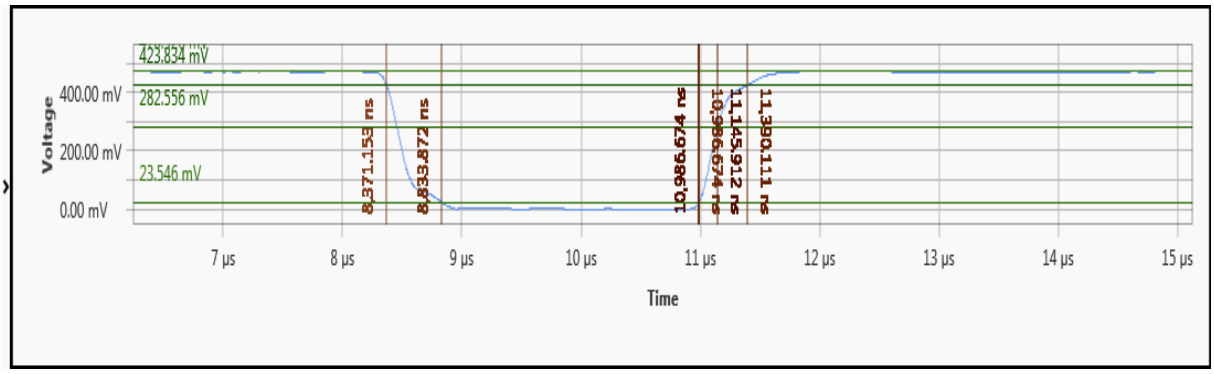

Analysis

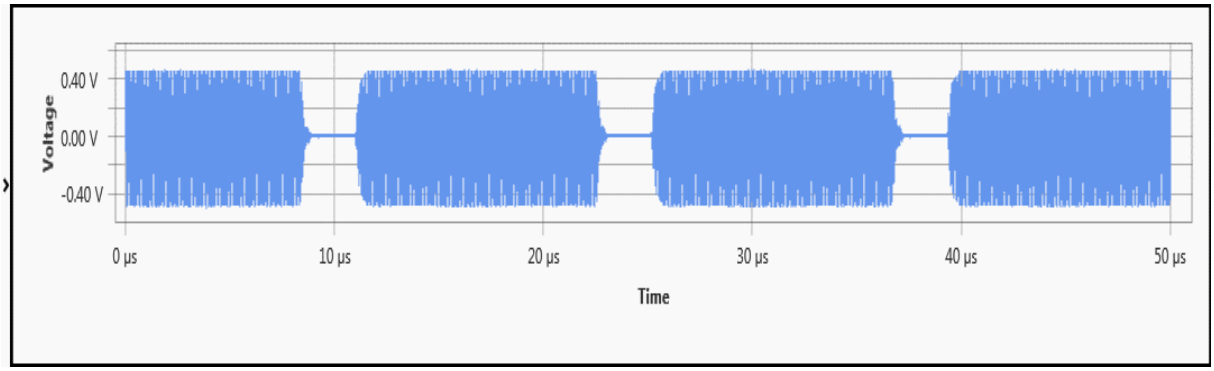

Trace

11-21 rue Hubble
Parc de la Haute borne
59650 Villeneuve d'Ascq – France
+33 320 746 630
smartcards@microprross.com

204. Test: TC_AN20_POL_NFCA_01.110 (330 Ω)

a. Test Case Information

Operator	*Default Operator*
Description	*This test verifies poller waveform characteristics.*
Testing Date	*2020-08-18T15:53*
Device Name	*TCL2*
Device Serial Number	*MP3.12.35.20*
Firmware version	*43.0*
Driver version	*1.29*
MPManager version	*3.6.4*
Test case status	*PASSED*

b. Test Log

TC_AN20_POL_NFCA_01.110 (330 Ω)

This test verifies poller waveform characteristics.

Parameters:

Device Configuration:

Poller: Device Under Test

NFC Forum Reference Device: Listener 3

Jumper Configuration:

Position J3 at position 3 (330 Ω)

Position: 110

Attempt 1

11-21 rue Hubble
Parc de la Haute borne
59650 Villeneuve d'Ascq – France
+33 320 746 630
smartcards@micropross.com

Modulation envelope (pk-pk) = 863.968 mV

Value of T1 (2.617 µs) is in specifications limits ([2.060 µs, 2.990 µs|+/-0.147|]).

Value of T2 (2.139 µs) is in specifications limits ([0.520 µs, 2.617 µs|+/-0.147|]).

Value of T3 (0.415 µs) is in specifications limits ([0.244 µs, 1.180 µs|+/-0.147|]).

Value of T4 (0.163 µs) is in specifications limits ([0.000 µs, 0.440 µs|+/-0.147|]).

Value of T5 (0.000 µs) is in specifications limits ([0.000 µs, 0.500 µs|+/-0.147|]).

Value of Vout,A (0.53) is in specifications limits ([0.00 , 11.53 |+/-0.50|]).

Waveform Respect Specification : OK

The waveform characteristics of the NFC-A modulation provided by the Polling Device under test, shall be compliant with the specification.

The waveform measurement of the Polling Device under test is compliant.

TC_AN20_POL_NFCA_01.110 (330 Ω) passed.

c. MPLog Traces

Trace 1: C:\Users\MICROPROSS\Desktop\Project\san\TS_MPM3_NFC Forum Analog_v3.2.1\NFC Forum Analog Test Suite\[Default Session] Traces\[_3][J3]TC_AN20_POL_NFCA_01.110 (330 Ω)[2020-08-18T155314]\Attempt 1\Trace.mplog

d. Pictures

11-21 rue Hubble
Parc de la Haute borne
59650 Villeneuve d'Ascq – France
+33 320 746 630
smartcards@microprossx.com

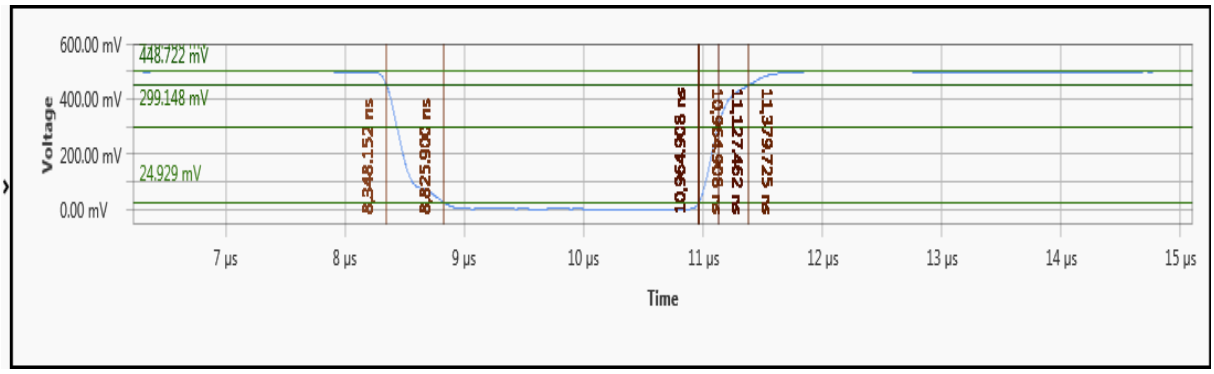

Analysis

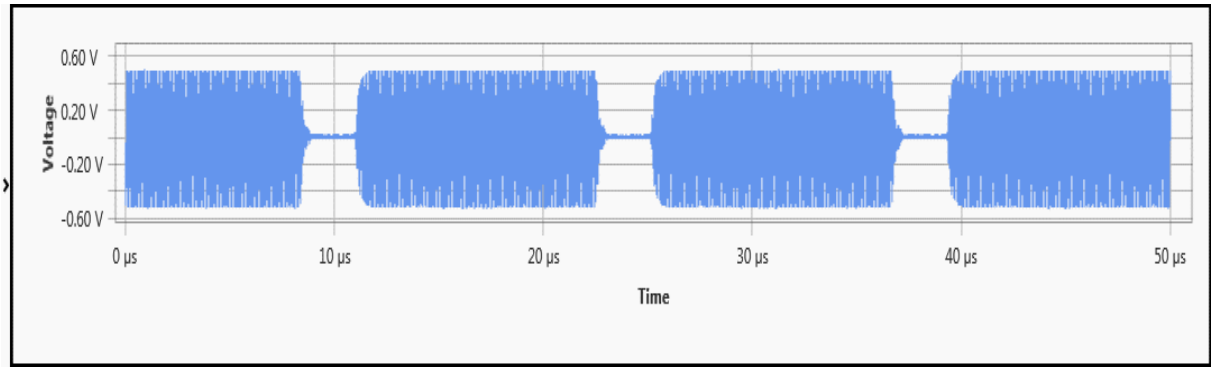

Trace

11-21 rue Hubble
Parc de la Haute borne
59650 Villeneuve d'Ascq – France
+33 320 746 630
smartcards@microprossx.com

205. Test: TC_AN20_POL_NFCA_01.111 (330 Ω)

a. Test Case Information

Operator	*Default Operator*
Description	*This test verifies poller waveform characteristics.*
Testing Date	*2020-08-18T15:55*
Device Name	*TCL2*
Device Serial Number	*MP3.12.35.20*
Firmware version	*43.0*
Driver version	*1.29*
MPManager version	*3.6.4*
Test case status	*PASSED*

b. Test Log

TC_AN20_POL_NFCA_01.111 (330 Ω)

This test verifies poller waveform characteristics.

Parameters:

Device Configuration:

Poller: Device Under Test

NFC Forum Reference Device: Listener 3

Jumper Configuration:

Position J3 at position 3 (330 Ω)

Position: 111

Attempt 1

11-21 rue Hubble
Parc de la Haute borne
59650 Villeneuve d'Ascq – France
+33 320 746 630
smartcards@micropross.com

Modulation envelope (pk-pk) = 751.087 mV

Value of T1 (2.615 µs) is in specifications limits ([2.060 µs, 2.990 µs|+/-0.147|]).

Value of T2 (2.149 µs) is in specifications limits ([0.520 µs, 2.615 µs|+/-0.147|]).

Value of T3 (0.405 µs) is in specifications limits ([0.238 µs, 1.180 µs|+/-0.147|]).

Value of T4 (0.159 µs) is in specifications limits ([0.000 µs, 0.440 µs|+/-0.147|]).

Value of T5 (0.000 µs) is in specifications limits ([0.000 µs, 0.500 µs|+/-0.147|]).

Value of Vout,A (0.63) is in specifications limits ([0.00 , 12.75 |+/-0.50|]).

Waveform Respect Specification : OK

The waveform characteristics of the NFC-A modulation provided by the Polling Device under test, shall be compliant with the specification.

The waveform measurement of the Polling Device under test is compliant.

TC_AN20_POL_NFCA_01.111 (330 Ω) passed.

c. MPLog Traces

Trace 1: C:\Users\MICROPROSS\Desktop\Project\san\TS_MPM3_NFC Forum Analog_v3.2.1\NFC Forum Analog Test Suite\[Default Session] Traces\[_3][J3]TC_AN20_POL_NFCA_01.111 (330 Ω)[2020-08-18T155540]\Attempt 1\Trace.mplog

d. Pictures

11-21 rue Hubble
Parc de la Haute borne
59650 Villeneuve d'Ascq – France
+33 320 746 630
smartcards@microprossl.com

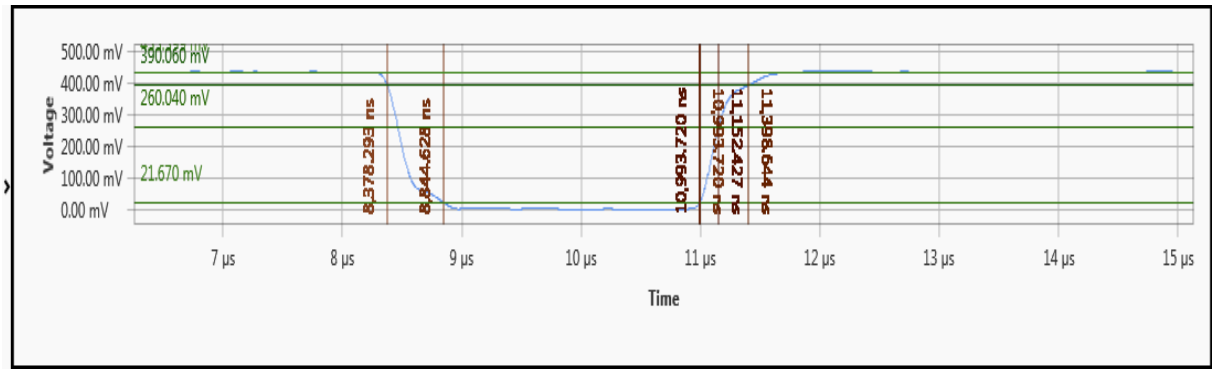

Analysis

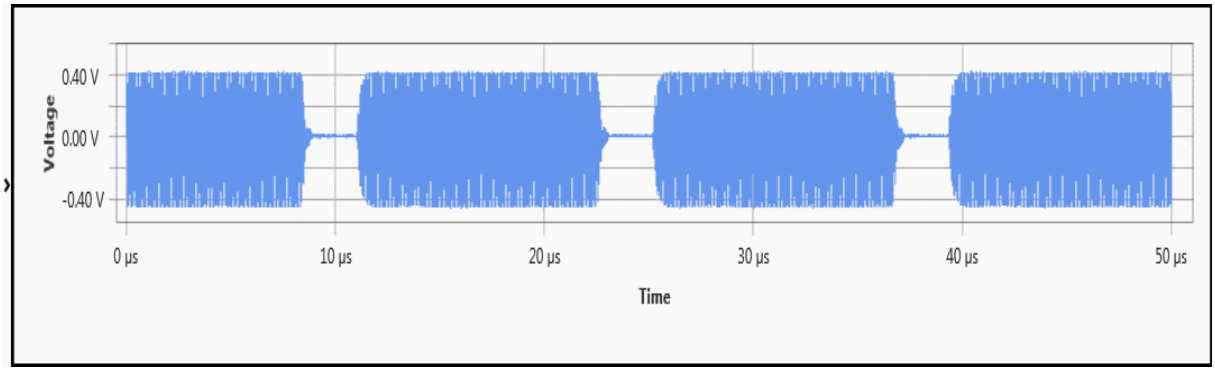

Trace

11-21 rue Hubble
Parc de la Haute borne
59650 Villeneuve d'Ascq – France
+33 320 746 630
smartcards@microprossx.com

206. Test: TC_AN20_POL_NFCA_01.112 (330 Ω)

a. Test Case Information

Operator	*Default Operator*
Description	*This test verifies poller waveform characteristics.*
Testing Date	*2020-08-18T15:58*
Device Name	*TCL2*
Device Serial Number	*MP3.12.35.20*
Firmware version	*43.0*
Driver version	*1.29*
MPManager version	*3.6.4*
Test case status	*PASSED*

b. Test Log

TC_AN20_POL_NFCA_01.112 (330 Ω)

This test verifies poller waveform characteristics.

Parameters:

Device Configuration:

Poller: Device Under Test

NFC Forum Reference Device: Listener 3

Jumper Configuration:

Position J3 at position 3 (330 Ω)

Position: 112

Attempt 1

11-21 rue Hubble
Parc de la Haute borne
59650 Villeneuve d'Ascq – France
+33 320 746 630
smartcards@micropross.com

Modulation envelope (pk-pk) = 878.658 mV

Value of T1 (2.617 µs) is in specifications limits ([2.060 µs, 2.990 µs|+/-0.147|]).

Value of T2 (2.139 µs) is in specifications limits ([0.520 µs, 2.617 µs|+/-0.147|]).

Value of T3 (0.417 µs) is in specifications limits ([0.244 µs, 1.180 µs|+/-0.147|]).

Value of T4 (0.163 µs) is in specifications limits ([0.000 µs, 0.440 µs|+/-0.147|]).

Value of T5 (0.000 µs) is in specifications limits ([0.000 µs, 0.500 µs|+/-0.147|]).

Value of Vout,A (0.57) is in specifications limits ([0.00 , 11.32 |+/-0.50|]).

Waveform Respect Specification : OK

The waveform characteristics of the NFC-A modulation provided by the Polling Device under test, shall be compliant with the specification.

The waveform measurement of the Polling Device under test is compliant.

TC_AN20_POL_NFCA_01.112 (330 Ω) passed.

c. MPLog Traces

Trace 1: C:\Users\MICROPROSS\Desktop\Project\san\TS_MPM3_NFC Forum Analog_v3.2.1\NFC Forum Analog Test Suite\[Default Session] Traces\[_3][J3]TC_AN20_POL_NFCA_01.112 (330 Ω)[2020-08-18T155801]\Attempt 1\Trace.mplog

d. Pictures

11-21 rue Hubble
Parc de la Haute borne
59650 Villeneuve d'Ascq – France
+33 320 746 630
smartcards@microprocess.com

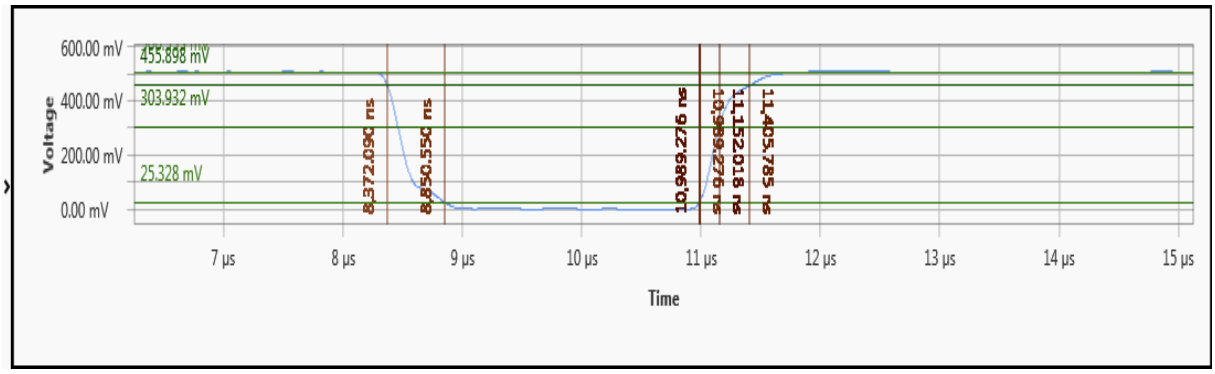

Analysis

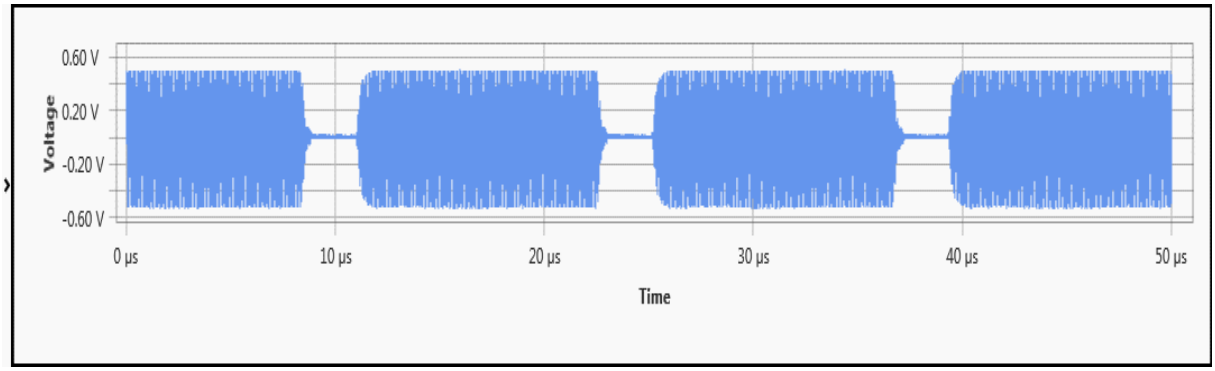

Trace

11-21 rue Hubble
Parc de la Haute borne
59650 Villeneuve d'Ascq – France
+33 320 746 630
smartcards@microprross.com

207. Test: TC_AN20_POL_NFCA_01.113 (330 Ω)

a. Test Case Information

Operator	*Default Operator*
Description	*This test verifies poller waveform characteristics.*
Testing Date	*2020-08-18T16:00*
Device Name	*TCL2*
Device Serial Number	*MP3.12.35.20*
Firmware version	*43.0*
Driver version	*1.29*
MPManager version	*3.6.4*
Test case status	*PASSED*

b. Test Log

TC_AN20_POL_NFCA_01.113 (330 Ω)

This test verifies poller waveform characteristics.

Parameters:

Device Configuration:

Poller: Device Under Test

NFC Forum Reference Device: Listener 3

Jumper Configuration:

Position J3 at position 3 (330 Ω)

Position: 113

Attempt 1

11-21 rue Hubble
Parc de la Haute borne
59650 Villeneuve d'Ascq – France
+33 320 746 630
smartcards@micropross.com

Modulation envelope (pk-pk) = 748.560 mV

Value of T1 (2.616 µs) is in specifications limits ([2.060 µs, 2.990 µs|+/-0.147|]).

Value of T2 (2.147 µs) is in specifications limits ([0.520 µs, 2.616 µs|+/-0.147|]).

Value of T3 (0.401 µs) is in specifications limits ([0.239 µs, 1.180 µs|+/-0.147|]).

Value of T4 (0.159 µs) is in specifications limits ([0.000 µs, 0.440 µs|+/-0.147|]).

Value of T5 (0.000 µs) is in specifications limits ([0.000 µs, 0.500 µs|+/-0.147|]).

Value of Vout,A (0.63) is in specifications limits ([0.00 , 13.19 |+/-0.50|]).

Waveform Respect Specification : OK

The waveform characteristics of the NFC-A modulation provided by the Polling Device under test, shall be compliant with the specification.

The waveform measurement of the Polling Device under test is compliant.

TC_AN20_POL_NFCA_01.113 (330 Ω) passed.

c. MPLog Traces

Trace 1: C:\Users\MICROPROSS\Desktop\Project\san\TS_MPM3_NFC Forum Analog_v3.2.1\NFC Forum Analog Test Suite\[Default Session] Traces\[_3][J3]TC_AN20_POL_NFCA_01.113 (330 Ω)[2020-08-18T160040]\Attempt 1\Trace.mplog

d. Pictures

11-21 rue Hubble
Parc de la Haute borne
59650 Villeneuve d'Ascq – France
+33 320 746 630
smartcards@micropross.com

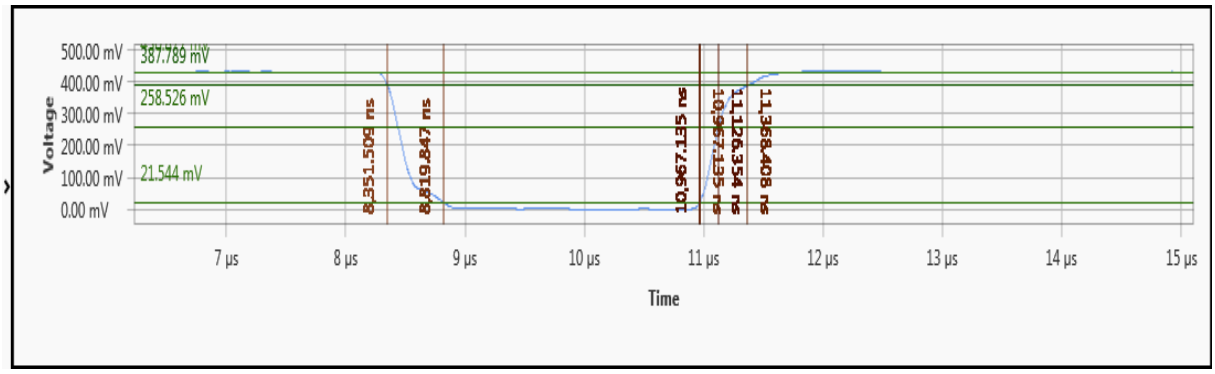

Analysis

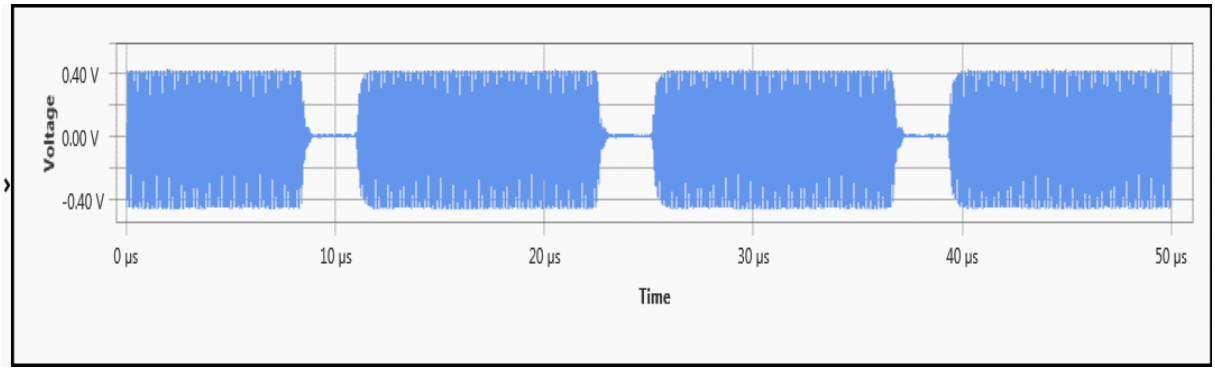

Trace

11-21 rue Hubble
Parc de la Haute borne
59650 Villeneuve d'Ascq – France
+33 320 746 630
smartcards@microprossx.com

208. Test: TC_AN20_POL_NFCA_01.120 (330 Ω)

a. Test Case Information

Operator	*Default Operator*
Description	*This test verifies poller waveform characteristics.*
Testing Date	*2020-08-18T16:03*
Device Name	*TCL2*
Device Serial Number	*MP3.12.35.20*
Firmware version	*43.0*
Driver version	*1.29*
MPManager version	*3.6.4*
Test case status	*PASSED*

b. Test Log

TC_AN20_POL_NFCA_01.120 (330 Ω)

This test verifies poller waveform characteristics.

Parameters:

Device Configuration:

Poller: Device Under Test

NFC Forum Reference Device: Listener 3

Jumper Configuration:

Position J3 at position 3 (330 Ω)

Position: 120

Attempt 1

11-21 rue Hubble
Parc de la Haute borne
59650 Villeneuve d'Ascq – France
+33 320 746 630
smartcards@micropross.com

Modulation envelope (pk-pk) = 980.844 mV

Value of T1 (2.619 µs) is in specifications limits ([2.060 µs, 2.990 µs|+/-0.147|]).

Value of T2 (2.111 µs) is in specifications limits ([0.520 µs, 2.619 µs|+/-0.147|]).

Value of T3 (0.441 µs) is in specifications limits ([0.254 µs, 1.180 µs|+/-0.147|]).

Value of T4 (0.169 µs) is in specifications limits ([0.000 µs, 0.440 µs|+/-0.147|]).

Value of T5 (0.000 µs) is in specifications limits ([0.000 µs, 0.500 µs|+/-0.147|]).

Value of Vout,A (0.57) is in specifications limits ([0.00 , 8.36 |+/-0.50|]).

Waveform Respect Specification : OK

The waveform characteristics of the NFC-A modulation provided by the Polling Device under test, shall be compliant with the specification.

The waveform measurement of the Polling Device under test is compliant.

TC_AN20_POL_NFCA_01.120 (330 Ω) passed.

c. MPLog Traces

Trace 1: C:\Users\MICROPROSS\Desktop\Project\san\TS_MPM3_NFC Forum Analog_v3.2.1\NFC Forum Analog Test Suite\[Default Session] Traces\[_3][J3]TC_AN20_POL_NFCA_01.120 (330 Ω)[2020-08-18T160311]\Attempt 1\Trace.mplog

d. Pictures

11-21 rue Hubble
Parc de la Haute borne
59650 Villeneuve d'Ascq – France
+33 320 746 630
smartcards@microprossx.com

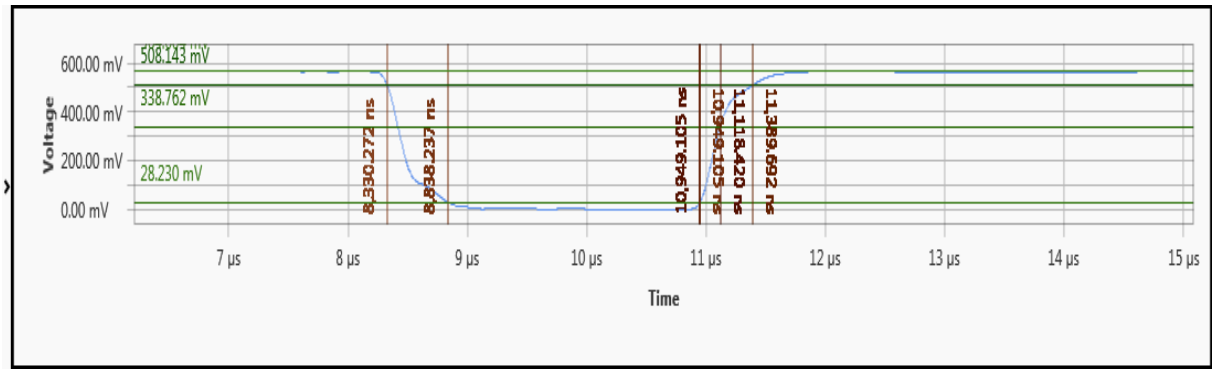

Analysis

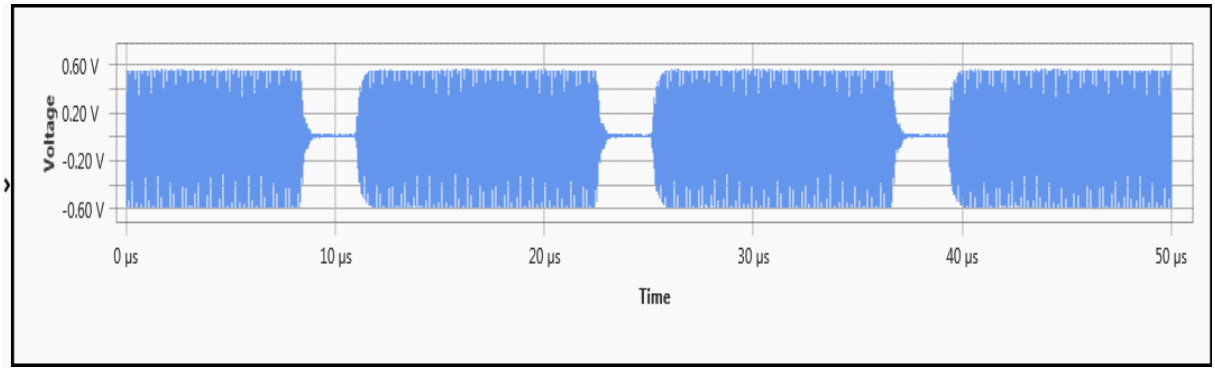

Trace

11-21 rue Hubble
Parc de la Haute borne
59650 Villeneuve d'Ascq – France
+33 320 746 630
smartcards@microprossx.com

209. Test: TC_AN20_POL_NFCA_01.121 (330 Ω)

a. Test Case Information

Operator	*Default Operator*
Description	*This test verifies poller waveform characteristics.*
Testing Date	*2020-08-18T16:07*
Device Name	*TCL2*
Device Serial Number	*MP3.12.35.20*
Firmware version	*43.0*
Driver version	*1.29*
MPManager version	*3.6.4*
Test case status	*PASSED*

b. Test Log

TC_AN20_POL_NFCA_01.121 (330 Ω)

This test verifies poller waveform characteristics.

Parameters:

Device Configuration:

Poller: Device Under Test

NFC Forum Reference Device: Listener 3

Jumper Configuration:

Position J3 at position 3 (330 Ω)

Position: 121

Attempt 1

11-21 rue Hubble
Parc de la Haute borne
59650 Villeneuve d'Ascq – France
+33 320 746 630
smartcards@micropross.com

Modulation envelope (pk-pk) = 804.854 mV

Value of T1 (2.623 µs) is in specifications limits ([2.060 µs, 2.990 µs|+/-0.147|]).

Value of T2 (2.235 µs) is in specifications limits ([0.520 µs, 2.623 µs|+/-0.147|]).

Value of T3 (0.247 µs) is in specifications limits ([0.213 µs, 1.180 µs|+/-0.147|]).

Value of T4 (0.142 µs) is in specifications limits ([0.000 µs, 0.440 µs|+/-0.147|]).

Value of T5 (0.091 µs) is in specifications limits ([0.000 µs, 0.500 µs|+/-0.147|]).

Value of Vout,A (1.99) is in specifications limits ([0.00 , 32.20 |+/-0.50|]).

Waveform Respect Specification : OK

The waveform characteristics of the NFC-A modulation provided by the Polling Device under test, shall be compliant with the specification.

The waveform measurement of the Polling Device under test is compliant.

TC_AN20_POL_NFCA_01.121 (330 Ω) passed.

c. MPLog Traces

Trace 1: C:\Users\MICROPROSS\Desktop\Project\san\TS_MPM3_NFC Forum Analog_v3.2.1\NFC Forum Analog Test Suite\[Default Session] Traces\[_3][J3]TC_AN20_POL_NFCA_01.121 (330 Ω)[2020-08-18T160732]\Attempt 1\Trace.mplog

d. Pictures

11-21 rue Hubble
Parc de la Haute borne
59650 Villeneuve d'Ascq – France
+33 320 746 630
smartcards@micropross.com

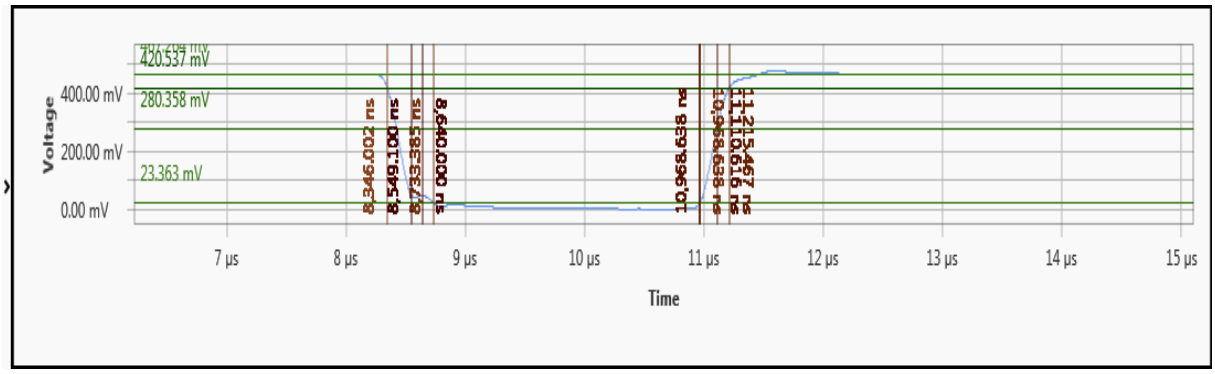

Analysis

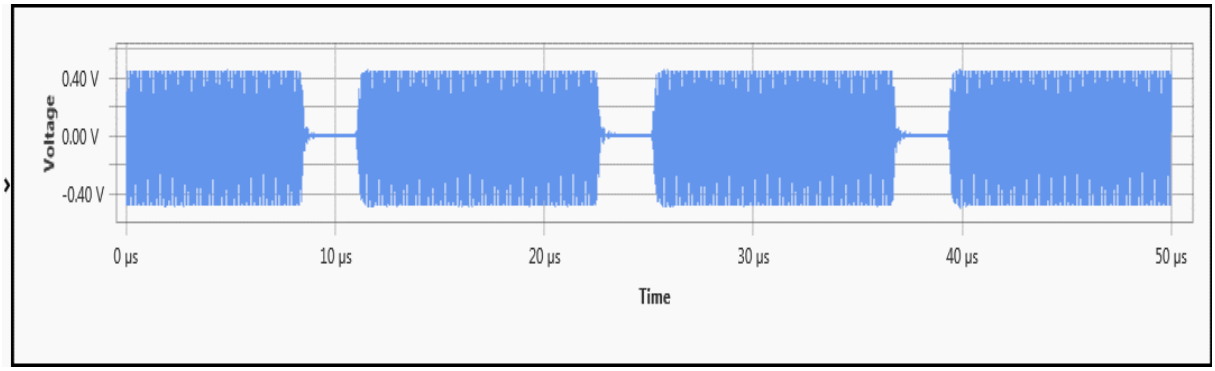

Trace

11-21 rue Hubble
Parc de la Haute borne
59650 Villeneuve d'Ascq – France
+33 320 746 630
smartcards@microprossx.com

210. Test: TC_AN20_POL_NFCA_01.122 (330 Ω)

a. Test Case Information

Operator	*Default Operator*
Description	*This test verifies poller waveform characteristics.*
Testing Date	*2020-08-18T16:08*
Device Name	*TCL2*
Device Serial Number	*MP3.12.35.20*
Firmware version	*43.0*
Driver version	*1.29*
MPManager version	*3.6.4*
Test case status	*PASSED*

b. Test Log

TC_AN20_POL_NFCA_01.122 (330 Ω)

This test verifies poller waveform characteristics.

Parameters:

Device Configuration:

Poller: Device Under Test

NFC Forum Reference Device: Listener 3

Jumper Configuration:

Position J3 at position 3 (330 Ω)

Position: 122

Attempt 1

11-21 rue Hubble
Parc de la Haute borne
59650 Villeneuve d'Ascq – France
+33 320 746 630
smartcards@micropross.com

Modulation envelope (pk-pk) = 1,021.918 mV

Value of T1 (2.619 µs) is in specifications limits ([2.060 µs, 2.990 µs|+/-0.147|]).

Value of T2 (2.111 µs) is in specifications limits ([0.520 µs, 2.619 µs|+/-0.147|]).

Value of T3 (0.440 µs) is in specifications limits ([0.255 µs, 1.180 µs|+/-0.147|]).

Value of T4 (0.170 µs) is in specifications limits ([0.000 µs, 0.440 µs|+/-0.147|]).

Value of T5 (0.000 µs) is in specifications limits ([0.000 µs, 0.500 µs|+/-0.147|]).

Value of Vout,A (0.59) is in specifications limits ([0.00 , 8.42 |+/-0.50|]).

Waveform Respect Specification : OK

The waveform characteristics of the NFC-A modulation provided by the Polling Device under test, shall be compliant with the specification.

The waveform measurement of the Polling Device under test is compliant.

TC_AN20_POL_NFCA_01.122 (330 Ω) passed.

c. MPLog Traces

Trace 1: C:\Users\MICROPROSS\Desktop\Project\san\TS_MPM3_NFC Forum Analog_v3.2.1\NFC Forum Analog Test Suite\[Default Session] Traces\[_3][J3]TC_AN20_POL_NFCA_01.122 (330 Ω)[2020-08-18T160851]\Attempt 1\Trace.mplog

d. Pictures

11-21 rue Hubble
Parc de la Haute borne
59650 Villeneuve d'Ascq – France
+33 320 746 630
smartcards@microprossx.com

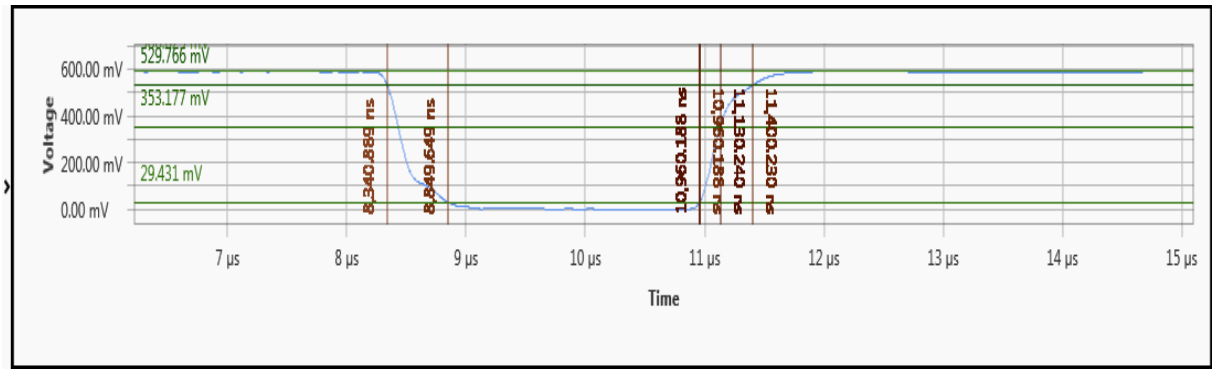

Analysis

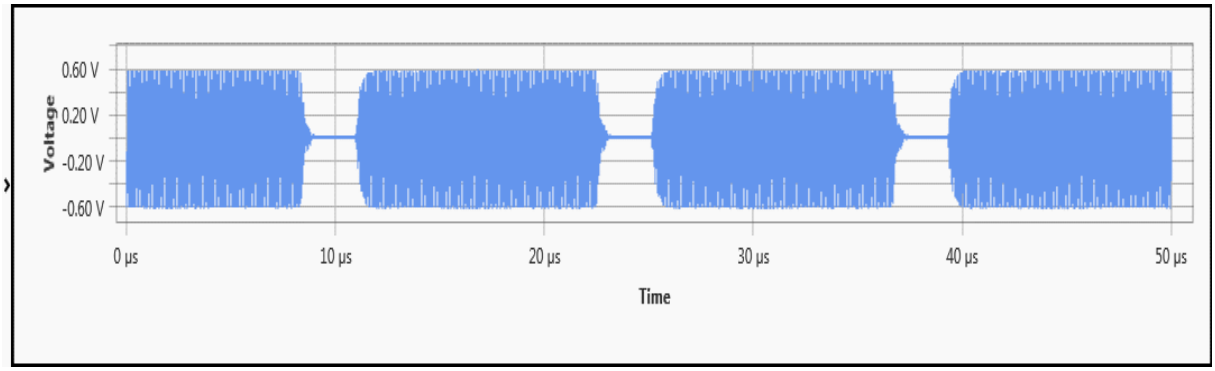

Trace

11-21 rue Hubble
Parc de la Haute borne
59650 Villeneuve d'Ascq – France
+33 320 746 630
smartcards@microprocess.com

211. Test: TC_AN20_POL_NFCA_01.123 (330 Ω)

a. Test Case Information

Operator	*Default Operator*
Description	*This test verifies poller waveform characteristics.*
Testing Date	*2020-08-18T16:10*
Device Name	*TCL2*
Device Serial Number	*MP3.12.35.20*
Firmware version	*43.0*
Driver version	*1.29*
MPManager version	*3.6.4*
Test case status	*PASSED*

b. Test Log

TC_AN20_POL_NFCA_01.123 (330 Ω)

This test verifies poller waveform characteristics.

Parameters:

Device Configuration:

Poller: Device Under Test

NFC Forum Reference Device: Listener 3

Jumper Configuration:

Position J3 at position 3 (330 Ω)

Position: 123

Attempt 1

11-21 rue Hubble
Parc de la Haute borne
59650 Villeneuve d'Ascq – France
+33 320 746 630
smartcards@micropross.com

Modulation envelope (pk-pk) = 624.280 mV

Value of T1 (2.616 µs) is in specifications limits ([2.060 µs, 2.990 µs|+/-0.147|]).

Value of T2 (2.141 µs) is in specifications limits ([0.520 µs, 2.616 µs|+/-0.147|]).

Value of T3 (0.415 µs) is in specifications limits ([0.246 µs, 1.180 µs|+/-0.147|]).

Value of T4 (0.164 µs) is in specifications limits ([0.000 µs, 0.440 µs|+/-0.147|]).

Value of T5 (0.000 µs) is in specifications limits ([0.000 µs, 0.500 µs|+/-0.147|]).

Value of Vout,A (0.67) is in specifications limits ([0.00 , 11.52 |+/-0.50|]).

Waveform Respect Specification : OK

The waveform characteristics of the NFC-A modulation provided by the Polling Device under test, shall be compliant with the specification.

The waveform measurement of the Polling Device under test is compliant.

TC_AN20_POL_NFCA_01.123 (330 Ω) passed.

c. MPLog Traces

Trace 1: C:\Users\MICROPROSS\Desktop\Project\san\TS_MPM3_NFC Forum Analog_v3.2.1\NFC Forum Analog Test Suite\[Default Session] Traces\[_3][J3]TC_AN20_POL_NFCA_01.123 (330 Ω)[2020-08-18T161059]\Attempt 1\Trace.mplog

d. Pictures

11-21 rue Hubble
Parc de la Haute borne
59650 Villeneuve d'Ascq – France
+33 320 746 630
smartcards@microprossl.com

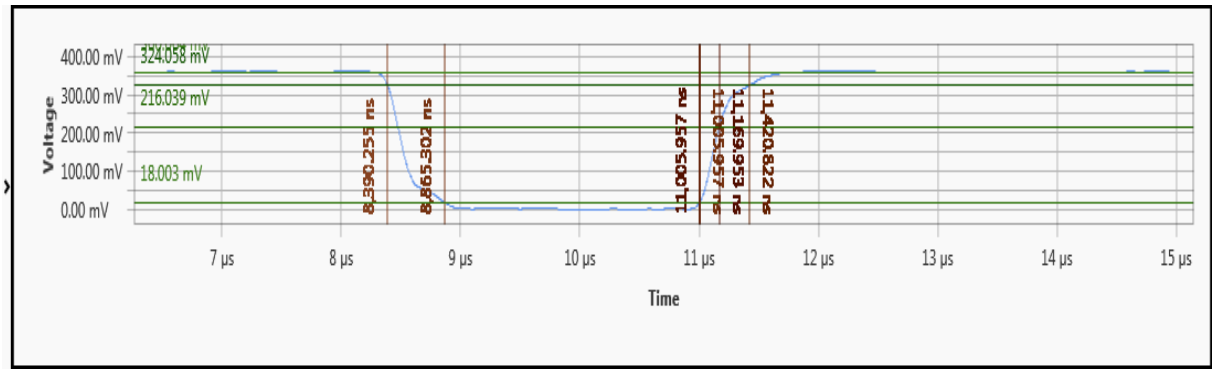

Analysis

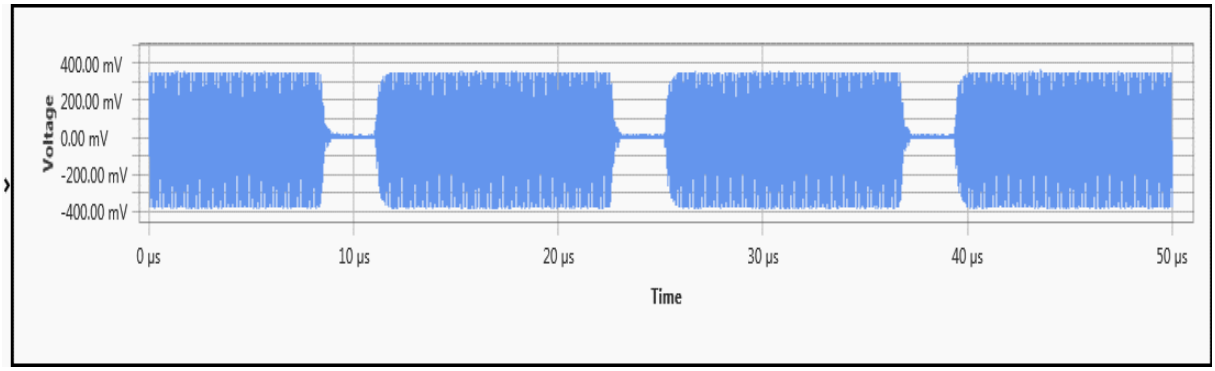

Trace

11-21 rue Hubble
Parc de la Haute borne
59650 Villeneuve d'Ascq – France
+33 320 746 630
smartcards@microprocess.com

212. Test: TC_AN20_POL_NFCB_01.000 (820 Ω)

a. Test Case Information

Operator	*Default Operator*
Description	*This test verifies poller waveform characteristics.*
Testing Date	*2020-08-18T16:27*
Device Name	*TCL2*
Device Serial Number	*MP3.12.35.20*
Firmware version	*43.0*
Driver version	*1.29*
MPManager version	*3.6.4*
Test case status	*PASSED*

b. Test Log

TC_AN20_POL_NFCB_01.000 (820 Ω)

This test verifies poller waveform characteristics.

Parameters:

Device Configuration:

Poller: Device Under Test

NFC Forum Reference Device: Listener 3

Jumper Configuration:

Position J3 at position 1 (820 Ω)

Position: 000

Attempt 1

11-21 rue Hubble
Parc de la Haute borne
59650 Villeneuve d'Ascq – France
+33 320 746 630
smartcards@microprocss.com

Modulation envelope (pk-pk) = 566.165 mV

Value of Tf (0.110 µs) is in specifications limits ([0.000 µs, 1.180 µs|+/-0.147|]).

Value of Tr (0.174 µs) is in specifications limits ([0.000 µs, 0.700 µs|+/-0.147|]).

Value of mod (10.80 %) is in specifications limits ([8.00 %, 15.00 %|+/-1.00|]).

Value of hf (0.31) is in specifications limits ([0.00 , 37.18 |+/-0.50|]).

Value of hr (7.72) is in specifications limits ([0.00 , 34.16 |+/-0.50|]).

Waveform Respect Specification : OK

The waveform characteristics of the NFC-B modulation provided by the Polling Device under test, shall be compliant with the specification.

The waveform measurement of the Polling Device under test is compliant.

TC_AN20_POL_NFCB_01.000 (820 Ω) passed.

c. MPLog Traces

Trace 1: C:\Users\MICROPROSS\Desktop\Project\san\TS_MPM3_NFC Forum Analog_v3.2.1\NFC Forum Analog Test Suite\[Default Session] Traces\[_3][J1]TC_AN20_POL_NFCB_01.000 (820 Ω)[2020-08-18T162703]\Attempt 1\Trace.mplog

d. Pictures

11-21 rue Hubble
Parc de la Haute borne
59650 Villeneuve d'Ascq – France
+33 320 746 630
smartcards@micropross.com

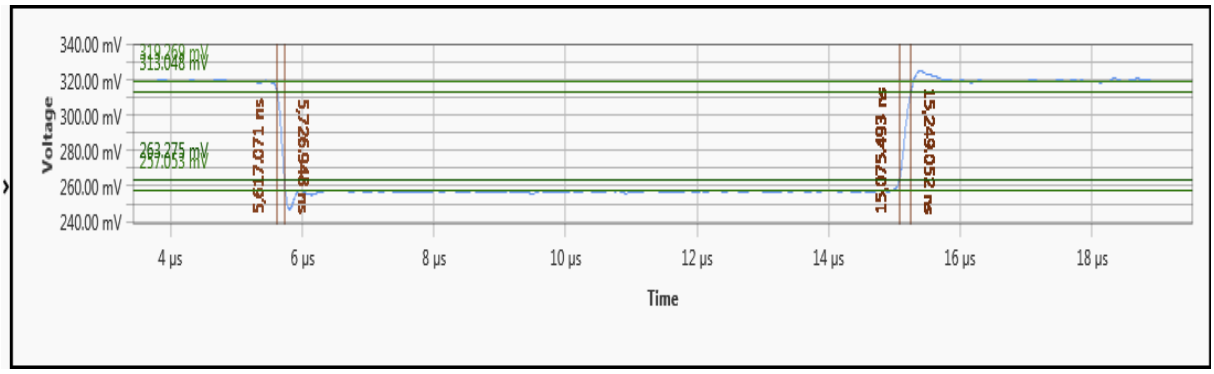

Analysis

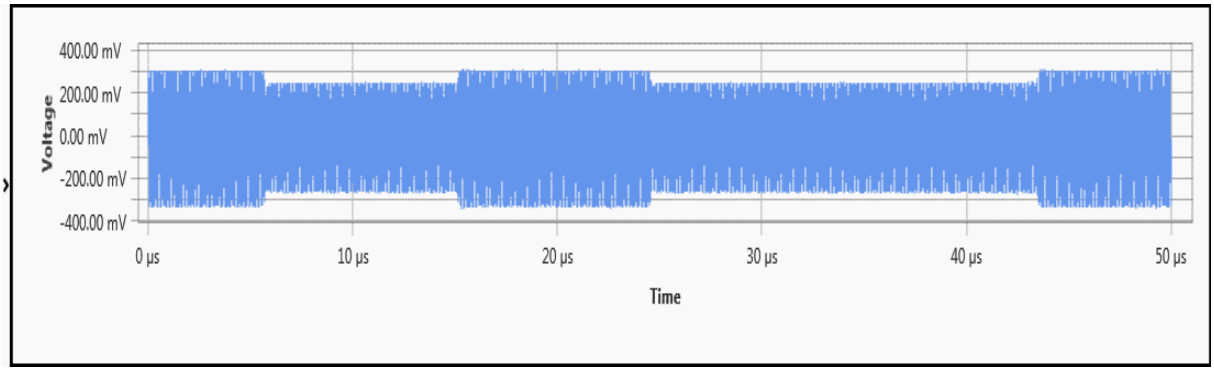

Trace

11-21 rue Hubble
Parc de la Haute borne
59650 Villeneuve d'Ascq – France
+33 320 746 630
smartcards@microprocess.com

213. Test: TC_AN20_POL_NFCB_01.010 (820 Ω)

a. Test Case Information

Operator	*Default Operator*
Description	*This test verifies poller waveform characteristics.*
Testing Date	*2020-08-18T16:28*
Device Name	*TCL2*
Device Serial Number	*MP3.12.35.20*
Firmware version	*43.0*
Driver version	*1.29*
MPManager version	*3.6.4*
Test case status	*PASSED*

b. Test Log

TC_AN20_POL_NFCB_01.010 (820 Ω)

This test verifies poller waveform characteristics.

Parameters:

Device Configuration:

Poller: Device Under Test

NFC Forum Reference Device: Listener 3

Jumper Configuration:

Position J3 at position 1 (820 Ω)

Position: 010

Attempt 1

11-21 rue Hubble
Parc de la Haute borne
59650 Villeneuve d'Ascq – France
+33 320 746 630
smartcards@microprossss.com

Modulation envelope (pk-pk) = 629.745 mV

Value of Tf (0.118 µs) is in specifications limits ([0.000 µs, 1.180 µs|+/-0.147|]).

Value of Tr (0.191 µs) is in specifications limits ([0.000 µs, 0.708 µs|+/-0.147|]).

Value of mod (10.73 %) is in specifications limits ([8.00 %, 15.00 %|+/-1.00|]).

Value of hf (0.29) is in specifications limits ([0.00 , 37.04 |+/-0.50|]).

Value of hr (4.43) is in specifications limits ([0.00 , 33.74 |+/-0.50|]).

Waveform Respect Specification : OK

The waveform characteristics of the NFC-B modulation provided by the Polling Device under test, shall be compliant with the specification.

The waveform measurement of the Polling Device under test is compliant.

TC_AN20_POL_NFCB_01.010 (820 Ω) passed.

c. MPLog Traces

Trace 1: C:\Users\MICROPROSS\Desktop\Project\san\TS_MPM3_NFC Forum Analog_v3.2.1\NFC Forum Analog Test Suite\[Default Session] Traces\[_3][J1]TC_AN20_POL_NFCB_01.010 (820 Ω)[2020-08-18T162845]\Attempt 1\Trace.mplog

d. Pictures

11-21 rue Hubble
Parc de la Haute borne
59650 Villeneuve d'Ascq – France
+33 320 746 630
smartcards@microprossx.com

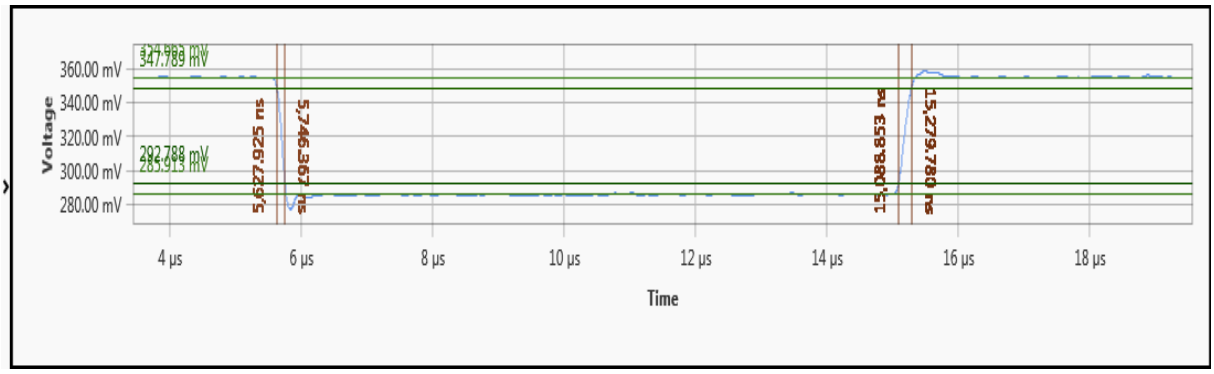

Analysis

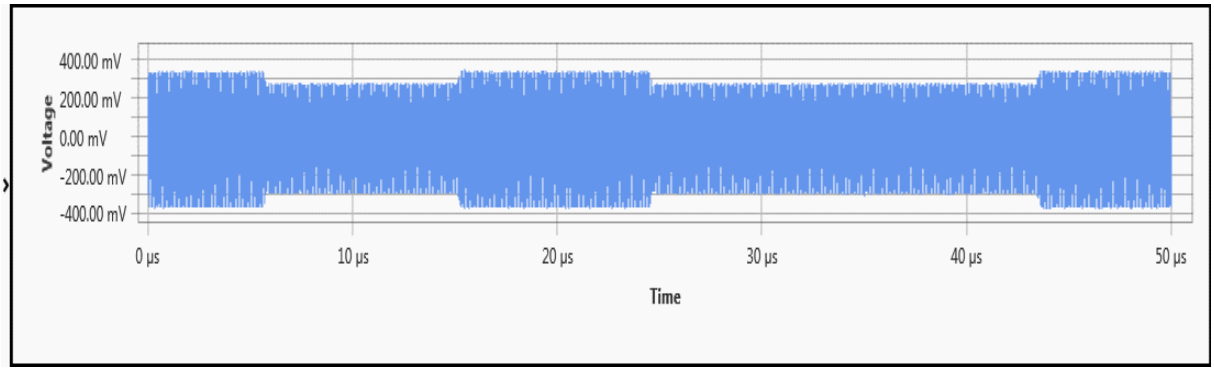

Trace

11-21 rue Hubble
Parc de la Haute borne
59650 Villeneuve d'Ascq – France
+33 320 746 630
smartcards@microprocess.com

214. Test: TC_AN20_POL_NFCB_01.011 (820 Ω)

a. Test Case Information

Operator	*Default Operator*
Description	*This test verifies poller waveform characteristics.*
Testing Date	*2020-08-18T16:30*
Device Name	*TCL2*
Device Serial Number	*MP3.12.35.20*
Firmware version	*43.0*
Driver version	*1.29*
MPManager version	*3.6.4*
Test case status	*PASSED*

b. Test Log

TC_AN20_POL_NFCB_01.011 (820 Ω)

This test verifies poller waveform characteristics.

Parameters:

Device Configuration:

Poller: Device Under Test

NFC Forum Reference Device: Listener 3

Jumper Configuration:

Position J3 at position 1 (820 Ω)

Position: 011

Attempt 1

11-21 rue Hubble
Parc de la Haute borne
59650 Villeneuve d'Ascq – France
+33 320 746 630
smartcards@microprossx.com

Modulation envelope (pk-pk) = 483.664 mV

Value of Tf (0.112 µs) is in specifications limits ([0.000 µs, 1.180 µs|+/-0.147|]).

Value of Tr (0.169 µs) is in specifications limits ([0.000 µs, 0.702 µs|+/-0.147|]).

Value of mod (10.75 %) is in specifications limits ([8.00 %, 15.00 %|+/-1.00|]).

Value of hf (0.44) is in specifications limits ([0.00 , 37.15 |+/-0.50|]).

Value of hr (7.30) is in specifications limits ([0.00 , 34.29 |+/-0.50|]).

Waveform Respect Specification : OK

The waveform characteristics of the NFC-B modulation provided by the Polling Device under test, shall be compliant with the specification.

The waveform measurement of the Polling Device under test is compliant.

TC_AN20_POL_NFCB_01.011 (820 Ω) passed.

c. MPLog Traces

Trace 1: C:\Users\MICROPROSS\Desktop\Project\san\TS_MPM3_NFC Forum Analog_v3.2.1\NFC Forum Analog Test Suite\[Default Session] Traces\[_3][J1]TC_AN20_POL_NFCB_01.011 (820 Ω)[2020-08-18T163035]\Attempt 1\Trace.mplog

d. Pictures

11-21 rue Hubble
Parc de la Haute borne
59650 Villeneuve d'Ascq – France
+33 320 746 630
smartcards@microprocss.com

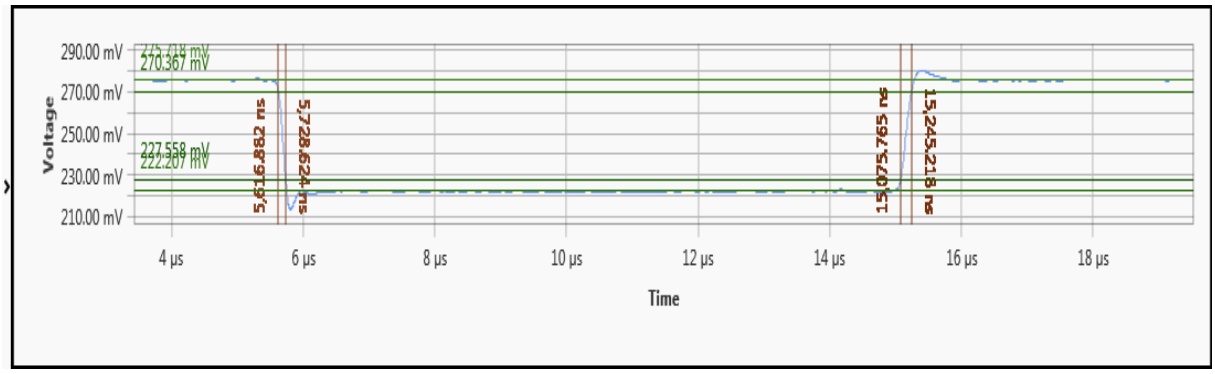

Analysis

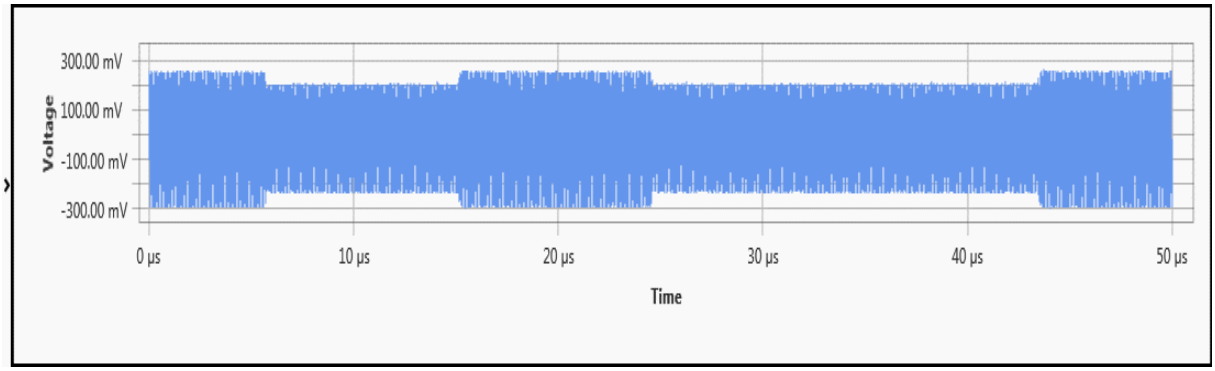

Trace

11-21 rue Hubble
Parc de la Haute borne
59650 Villeneuve d'Ascq – France
+33 320 746 630
smartcards@microprocess.com

215. Test: TC_AN20_POL_NFCB_01.012 (820 Ω)

a. Test Case Information

Operator	*Default Operator*
Description	*This test verifies poller waveform characteristics.*
Testing Date	*2020-08-18T16:32*
Device Name	*TCL2*
Device Serial Number	*MP3.12.35.20*
Firmware version	*43.0*
Driver version	*1.29*
MPManager version	*3.6.4*
Test case status	*PASSED*

b. Test Log

TC_AN20_POL_NFCB_01.012 (820 Ω)

This test verifies poller waveform characteristics.

Parameters:

Device Configuration:

Poller: Device Under Test

NFC Forum Reference Device: Listener 3

Jumper Configuration:

Position J3 at position 1 (820 Ω)

Position: 012

Attempt 1

11-21 rue Hubble
Parc de la Haute borne
59650 Villeneuve d'Ascq – France
+33 320 746 630
smartcards@micropross.com

Modulation envelope (pk-pk) = 665.061 mV

Value of Tf (0.123 µs) is in specifications limits ([0.000 µs, 1.180 µs|+/-0.147|]).

Value of Tr (0.197 µs) is in specifications limits ([0.000 µs, 0.713 µs|+/-0.147|]).

Value of mod (10.82 %) is in specifications limits ([8.00 %, 15.00 %|+/-1.00|]).

Value of hf (0.14) is in specifications limits ([0.00 , 36.97 |+/-0.50|]).

Value of hr (3.08) is in specifications limits ([0.00 , 33.61 |+/-0.50|]).

Waveform Respect Specification : OK

The waveform characteristics of the NFC-B modulation provided by the Polling Device under test, shall be compliant with the specification.

The waveform measurement of the Polling Device under test is compliant.

TC_AN20_POL_NFCB_01.012 (820 Ω) passed.

c. MPLog Traces

Trace 1: C:\Users\MICROPROSS\Desktop\Project\san\TS_MPM3_NFC Forum Analog_v3.2.1\NFC Forum Analog Test Suite\[Default Session] Traces\[_3][J1]TC_AN20_POL_NFCB_01.012 (820 Ω)[2020-08-18T163230]\Attempt 1\Trace.mplog

d. Pictures

11-21 rue Hubble
Parc de la Haute borne
59650 Villeneuve d'Ascq – France
+33 320 746 630
smartcards@micropross.com

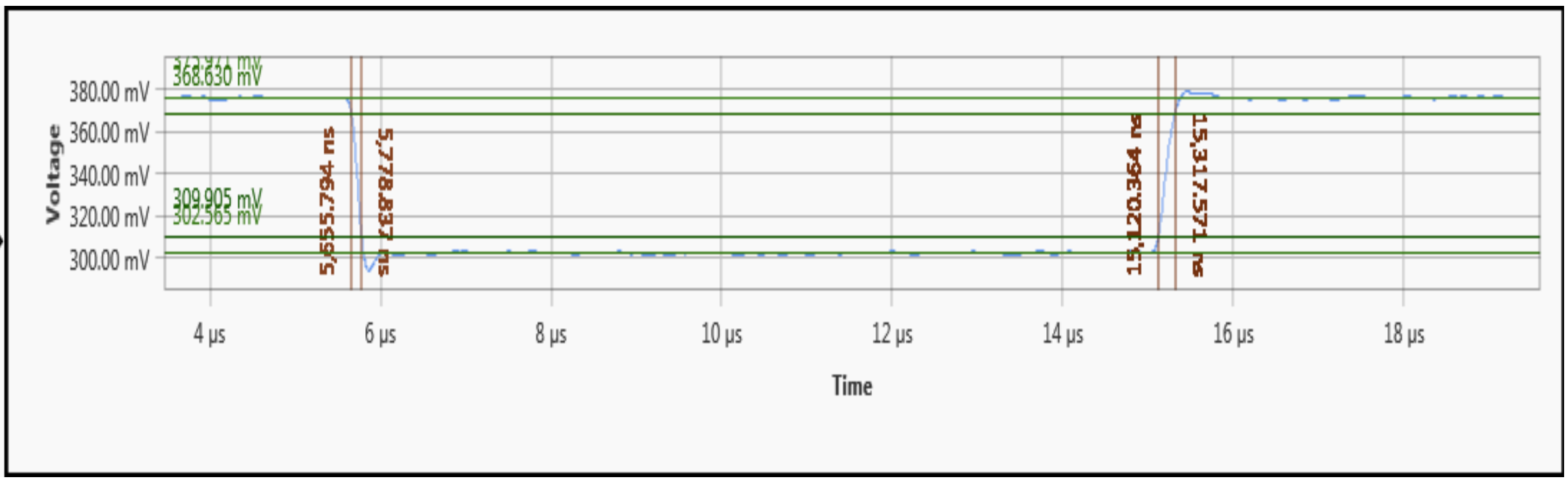

Analysis

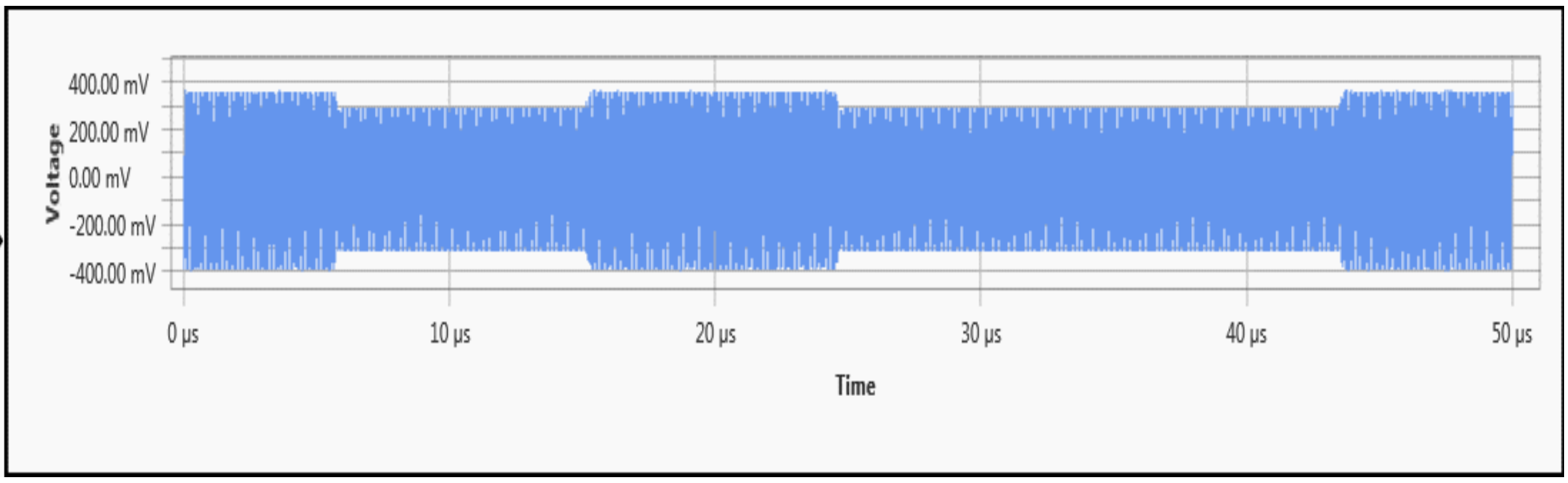

Trace

11-21 rue Hubble
Parc de la Haute borne
59650 Villeneuve d'Ascq – France
+33 320 746 630
smartcards@microprossx.com

216. Test: TC_AN20_POL_NFCB_01.013 (820 Ω)

a. Test Case Information

Operator	*Default Operator*
Description	*This test verifies poller waveform characteristics.*
Testing Date	*2020-08-18T16:34*
Device Name	*TCL2*
Device Serial Number	*MP3.12.35.20*
Firmware version	*43.0*
Driver version	*1.29*
MPManager version	*3.6.4*
Test case status	*PASSED*

b. Test Log

TC_AN20_POL_NFCB_01.013 (820 Ω)

This test verifies poller waveform characteristics.

Parameters:

Device Configuration:

Poller: Device Under Test

NFC Forum Reference Device: Listener 3

Jumper Configuration:

Position J3 at position 1 (820 Ω)

Position: 013

Attempt 1

11-21 rue Hubble
Parc de la Haute borne
59650 Villeneuve d'Ascq – France
+33 320 746 630
smartcards@microprossx.com

Modulation envelope (pk-pk) = 476.319 mV

Value of Tf (0.112 µs) is in specifications limits ([0.000 µs, 1.180 µs|+/-0.147|]).

Value of Tr (0.170 µs) is in specifications limits ([0.000 µs, 0.702 µs|+/-0.147|]).

Value of mod (10.73 %) is in specifications limits ([8.00 %, 15.00 %|+/-1.00|]).

Value of hf (0.91) is in specifications limits ([0.00 , 37.15 |+/-0.50|]).

Value of hr (7.28) is in specifications limits ([0.00 , 34.29 |+/-0.50|]).

Waveform Respect Specification : OK

The waveform characteristics of the NFC-B modulation provided by the Polling Device under test, shall be compliant with the specification.

The waveform measurement of the Polling Device under test is compliant.

TC_AN20_POL_NFCB_01.013 (820 Ω) passed.

c. MPLog Traces

Trace 1: C:\Users\MICROPROSS\Desktop\Project\san\TS_MPM3_NFC Forum Analog_v3.2.1\NFC Forum Analog Test Suite\[Default Session] Traces\[_3][J1]TC_AN20_POL_NFCB_01.013 (820 Ω)[2020-08-18T163419]\Attempt 1\Trace.mplog

d. Pictures

11-21 rue Hubble
Parc de la Haute borne
59650 Villeneuve d'Ascq – France
+33 320 746 630
smartcards@micropross.com

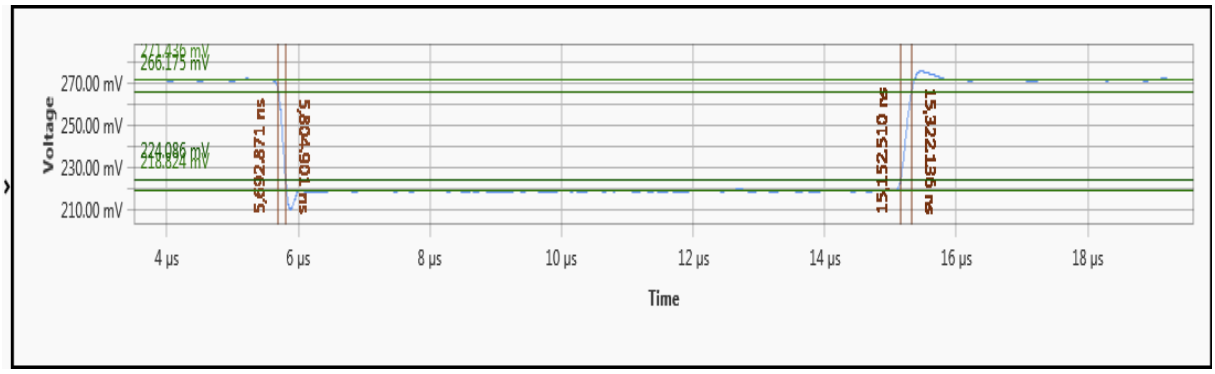

Analysis

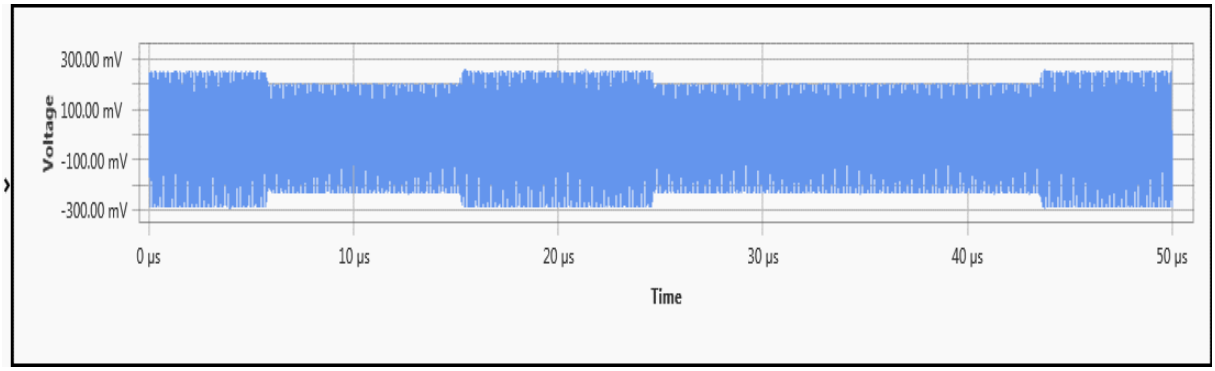

Trace

11-21 rue Hubble
Parc de la Haute borne
59650 Villeneuve d'Ascq – France
+33 320 746 630
smartcards@microprossx.com

217. Test: TC_AN20_POL_NFCB_01.100 (820 Ω)

a. Test Case Information

Operator	*Default Operator*
Description	*This test verifies poller waveform characteristics.*
Testing Date	*2020-08-18T16:25*
Device Name	*TCL2*
Device Serial Number	*MP3.12.35.20*
Firmware version	*43.0*
Driver version	*1.29*
MPManager version	*3.6.4*
Test case status	*PASSED*

b. Test Log

TC_AN20_POL_NFCB_01.100 (820 Ω)

This test verifies poller waveform characteristics.

Parameters:

Device Configuration:

Poller: Device Under Test

NFC Forum Reference Device: Listener 3

Jumper Configuration:

Position J3 at position 1 (820 Ω)

Position: 100

Attempt 1

11-21 rue Hubble
Parc de la Haute borne
59650 Villeneuve d'Ascq – France
+33 320 746 630
smartcards@microprossss.com

Modulation envelope (pk-pk) = 612.939 mV

Value of Tf (0.142 µs) is in specifications limits ([0.000 µs, 1.180 µs|+/-0.147|]).

Value of Tr (0.242 µs) is in specifications limits ([0.000 µs, 0.732 µs|+/-0.147|]).

Value of mod (11.05 %) is in specifications limits ([8.00 %, 15.00 %|+/-1.00|]).

Value of hf (0.47) is in specifications limits ([0.00 , 36.65 |+/-0.50|]).

Value of hr (1.73) is in specifications limits ([0.00 , 30.68 |+/-0.50|]).

Waveform Respect Specification : OK

The waveform characteristics of the NFC-B modulation provided by the Polling Device under test, shall be compliant with the specification.

The waveform measurement of the Polling Device under test is compliant.

TC_AN20_POL_NFCB_01.100 (820 Ω) passed.

c. MPLog Traces

Trace 1: C:\Users\MICROPROSS\Desktop\Project\san\TS_MPM3_NFC Forum Analog_v3.2.1\NFC Forum Analog Test Suite\[Default Session] Traces\[_3][J1]TC_AN20_POL_NFCB_01.100 (820 Ω)[2020-08-18T162534]\Attempt 1\Trace.mplog

d. Pictures

11-21 rue Hubble
Parc de la Haute borne
59650 Villeneuve d'Ascq – France
+33 320 746 630
smartcards@micropross.com

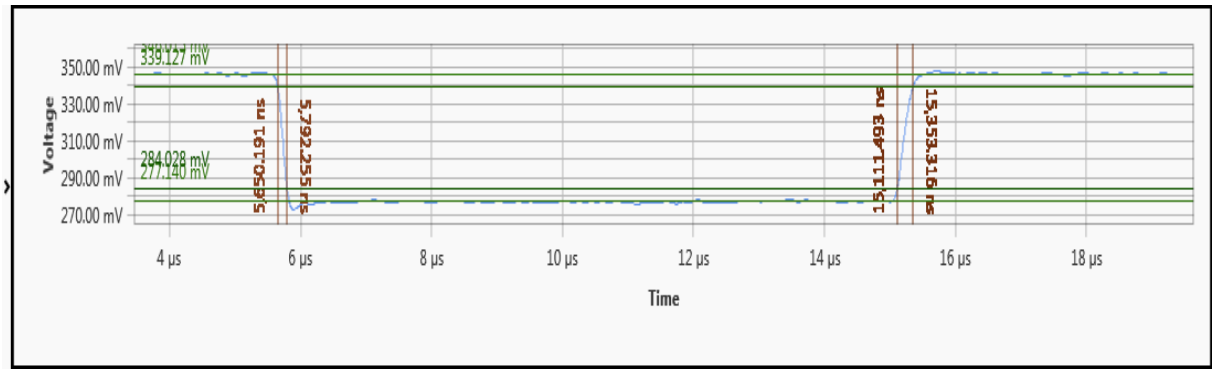

Analysis

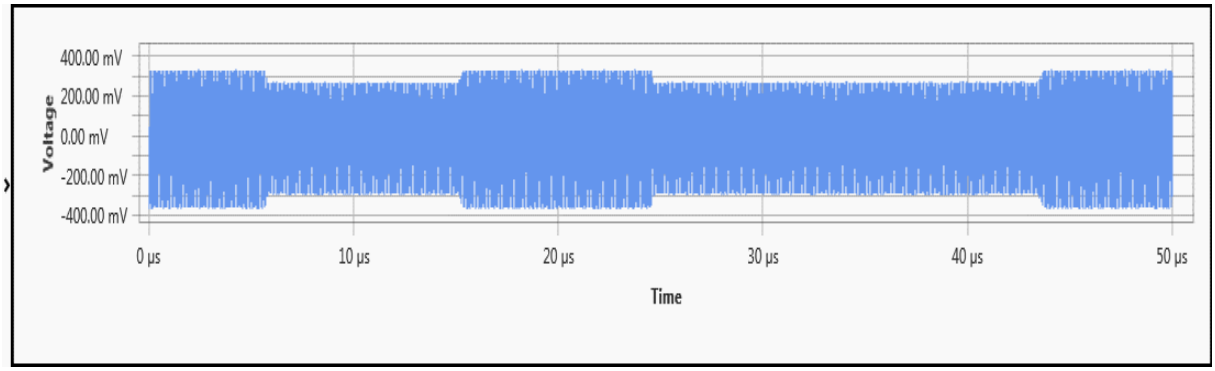

Trace

11-21 rue Hubble
Parc de la Haute borne
59650 Villeneuve d'Ascq – France
+33 320 746 630
smartcards@microprocess.com

218. Test: TC_AN20_POL_NFCB_01.110 (820 Ω)

a. Test Case Information

Operator	*Default Operator*
Description	*This test verifies poller waveform characteristics.*
Testing Date	*2020-08-18T16:24*
Device Name	*TCL2*
Device Serial Number	*MP3.12.35.20*
Firmware version	*43.0*
Driver version	*1.29*
MPManager version	*3.6.4*
Test case status	*PASSED*

b. Test Log

TC_AN20_POL_NFCB_01.110 (820 Ω)

This test verifies poller waveform characteristics.

Parameters:

Device Configuration:

Poller: Device Under Test

NFC Forum Reference Device: Listener 3

Jumper Configuration:

Position J3 at position 1 (820 Ω)

Position: 110

Attempt 1

11-21 rue Hubble
Parc de la Haute borne
59650 Villeneuve d'Ascq – France
+33 320 746 630
smartcards@microprocss.com

Modulation envelope (pk-pk) = 650.194 mV

Value of Tf (0.147 µs) is in specifications limits ([0.000 µs, 1.180 µs|+/-0.147|]).

Value of Tr (0.246 µs) is in specifications limits ([0.000 µs, 0.737 µs|+/-0.147|]).

Value of mod (11.06 %) is in specifications limits ([8.00 %, 15.00 %|+/-1.00|]).

Value of hf (0.00) is in specifications limits ([0.00 , 36.56 |+/-0.50|]).

Value of hr (1.95) is in specifications limits ([0.00 , 30.22 |+/-0.50|]).

Waveform Respect Specification : OK

The waveform characteristics of the NFC-B modulation provided by the Polling Device under test, shall be compliant with the specification.

The waveform measurement of the Polling Device under test is compliant.

TC_AN20_POL_NFCB_01.110 (820 Ω) passed.

c. MPLog Traces

Trace 1: C:\Users\MICROPROSS\Desktop\Project\san\TS_MPM3_NFC Forum Analog_v3.2.1\NFC Forum Analog Test Suite\[Default Session] Traces\[_3][J1]TC_AN20_POL_NFCB_01.110 (820 Ω)[2020-08-18T162405]\Attempt 1\Trace.mplog

d. Pictures

11-21 rue Hubble
Parc de la Haute borne
59650 Villeneuve d'Ascq – France
+33 320 746 630
smartcards@micropross.com

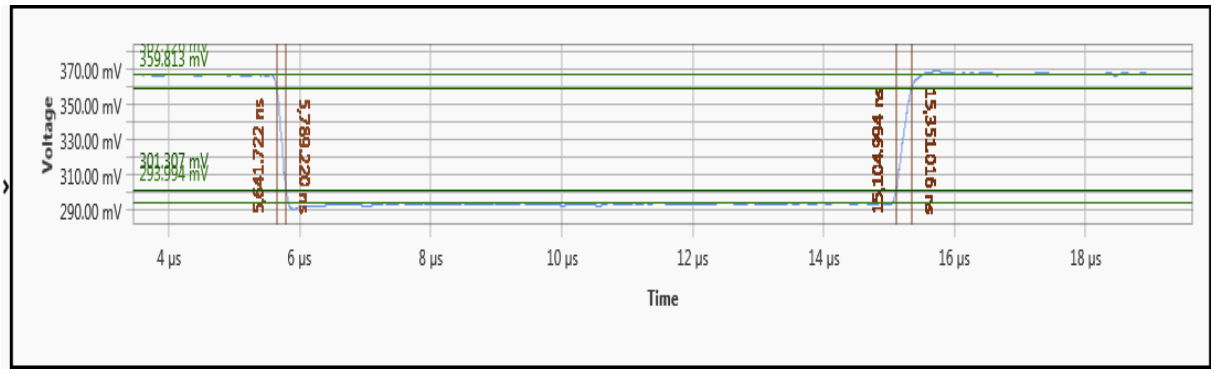

Analysis

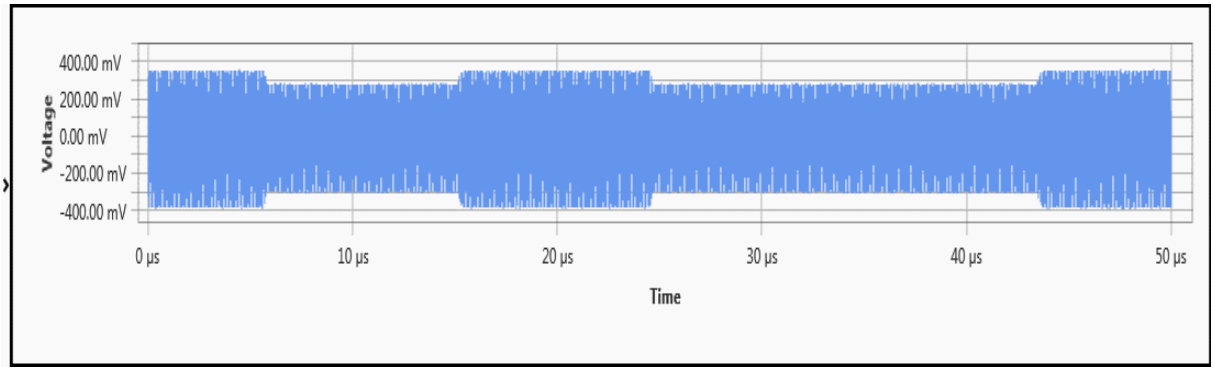

Trace

11-21 rue Hubble
Parc de la Haute borne
59650 Villeneuve d'Ascq – France
+33 320 746 630
smartcards@microprocess.com

219. Test: TC_AN20_POL_NFCB_01.111 (820 Ω)

a. Test Case Information

Operator	*Default Operator*
Description	*This test verifies poller waveform characteristics.*
Testing Date	*2020-08-18T16:22*
Device Name	*TCL2*
Device Serial Number	*MP3.12.35.20*
Firmware version	*43.0*
Driver version	*1.29*
MPManager version	*3.6.4*
Test case status	*PASSED*

b. Test Log

TC_AN20_POL_NFCB_01.111 (820 Ω)

This test verifies poller waveform characteristics.

Parameters:

Device Configuration:

Poller: Device Under Test

NFC Forum Reference Device: Listener 3

Jumper Configuration:

Position J3 at position 1 (820 Ω)

Position: 111

Attempt 1

11-21 rue Hubble
Parc de la Haute borne
59650 Villeneuve d'Ascq – France
+33 320 746 630
smartcards@micropross.com

Modulation envelope (pk-pk) = 564.637 mV

Value of Tf (0.143 µs) is in specifications limits ([0.000 µs, 1.180 µs|+/-0.147|]).

Value of Tr (0.237 µs) is in specifications limits ([0.000 µs, 0.733 µs|+/-0.147|]).

Value of mod (11.19 %) is in specifications limits ([8.00 %, 15.00 %|+/-1.00|]).

Value of hf (0.40) is in specifications limits ([0.00 , 36.64 |+/-0.50|]).

Value of hr (2.71) is in specifications limits ([0.00 , 31.31 |+/-0.50|]).

Waveform Respect Specification : OK

The waveform characteristics of the NFC-B modulation provided by the Polling Device under test, shall be compliant with the specification.

The waveform measurement of the Polling Device under test is compliant.

TC_AN20_POL_NFCB_01.111 (820 Ω) passed.

c. MPLog Traces

Trace 1: C:\Users\MICROPROSS\Desktop\Project\san\TS_MPM3_NFC Forum Analog_v3.2.1\NFC Forum Analog Test Suite\[Default Session] Traces\[_3][J1]TC_AN20_POL_NFCB_01.111 (820 Ω)[2020-08-18T162238]\Attempt 1\Trace.mplog

d. Pictures

11-21 rue Hubble
Parc de la Haute borne
59650 Villeneuve d'Ascq – France
+33 320 746 630
smartcards@microprossx.com

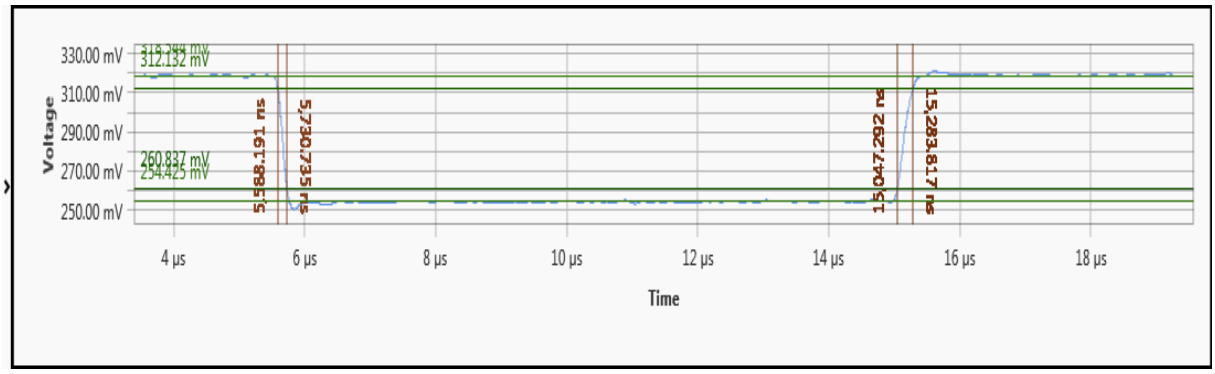

Analysis

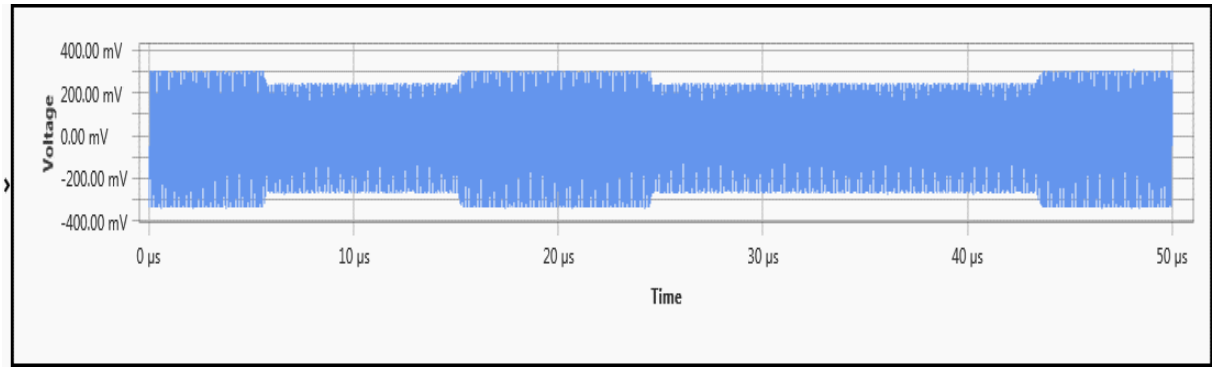

Trace

11-21 rue Hubble
Parc de la Haute borne
59650 Villeneuve d'Ascq – France
+33 320 746 630
smartcards@microprossx.com

220. Test: TC_AN20_POL_NFCB_01.112 (820 Ω)

a. Test Case Information

Operator	*Default Operator*
Description	*This test verifies poller waveform characteristics.*
Testing Date	*2020-08-18T16:21*
Device Name	*TCL2*
Device Serial Number	*MP3.12.35.20*
Firmware version	*43.0*
Driver version	*1.29*
MPManager version	*3.6.4*
Test case status	*PASSED*

b. Test Log

TC_AN20_POL_NFCB_01.112 (820 Ω)

This test verifies poller waveform characteristics.

Parameters:

Device Configuration:

Poller: Device Under Test

NFC Forum Reference Device: Listener 3

Jumper Configuration:

Position J3 at position 1 (820 Ω)

Position: 112

Attempt 1

11-21 rue Hubble
Parc de la Haute borne
59650 Villeneuve d'Ascq – France
+33 320 746 630
smartcards@microprocss.com

Modulation envelope (pk-pk) = 672.053 mV

Value of Tf (0.153 µs) is in specifications limits ([0.000 µs, 1.180 µs|+/-0.147|]).

Value of Tr (0.256 µs) is in specifications limits ([0.000 µs, 0.743 µs|+/-0.147|]).

Value of mod (11.10 %) is in specifications limits ([8.00 %, 15.00 %|+/-1.00|]).

Value of hf (0.00) is in specifications limits ([0.00 , 36.46 |+/-0.50|]).

Value of hr (1.58) is in specifications limits ([0.00 , 29.10 |+/-0.50|]).

Waveform Respect Specification : OK

The waveform characteristics of the NFC-B modulation provided by the Polling Device under test, shall be compliant with the specification.

The waveform measurement of the Polling Device under test is compliant.

TC_AN20_POL_NFCB_01.112 (820 Ω) passed.

c. MPLog Traces

Trace 1: C:\Users\MICROPROSS\Desktop\Project\san\TS_MPM3_NFC Forum Analog_v3.2.1\NFC Forum Analog Test Suite\[Default Session] Traces\[_3][J1]TC_AN20_POL_NFCB_01.112 (820 Ω)[2020-08-18T162110]\Attempt 1\Trace.mplog

d. Pictures

11-21 rue Hubble
Parc de la Haute borne
59650 Villeneuve d'Ascq – France
+33 320 746 630
smartcards@microprossl.com

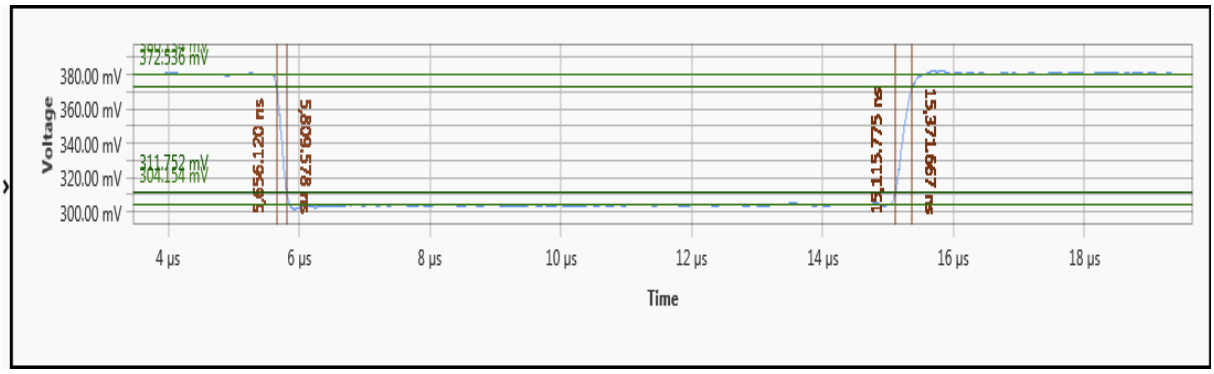

Analysis

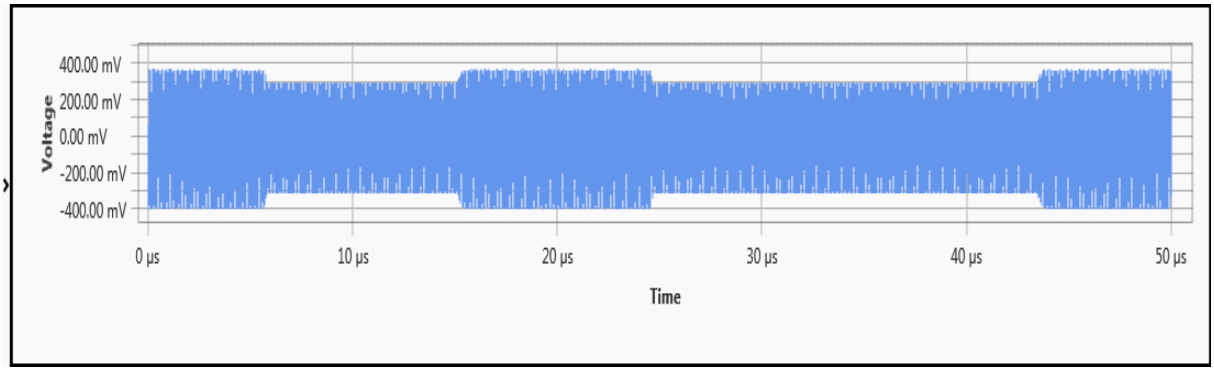

Trace

11-21 rue Hubble
Parc de la Haute borne
59650 Villeneuve d'Ascq – France
+33 320 746 630
smartcards@microprross.com

221. Test: TC_AN20_POL_NFCB_01.113 (820 Ω)

a. Test Case Information

Operator	*Default Operator*
Description	*This test verifies poller waveform characteristics.*
Testing Date	*2020-08-18T16:19*
Device Name	*TCL2*
Device Serial Number	*MP3.12.35.20*
Firmware version	*43.0*
Driver version	*1.29*
MPManager version	*3.6.4*
Test case status	*PASSED*

b. Test Log

TC_AN20_POL_NFCB_01.113 (820 Ω)

This test verifies poller waveform characteristics.

Parameters:

Device Configuration:

Poller: Device Under Test

NFC Forum Reference Device: Listener 3

Jumper Configuration:

Position J3 at position 1 (820 Ω)

Position: 113

Attempt 1

11-21 rue Hubble
Parc de la Haute borne
59650 Villeneuve d'Ascq – France
+33 320 746 630
smartcards@microprocss.com

Modulation envelope (pk-pk) = 567.928 mV

Value of Tf (0.142 µs) is in specifications limits ([0.000 µs, 1.180 µs|+/-0.147|]).

Value of Tr (0.248 µs) is in specifications limits ([0.000 µs, 0.732 µs|+/-0.147|]).

Value of mod (11.17 %) is in specifications limits ([8.00 %, 15.00 %|+/-1.00|]).

Value of hf (0.53) is in specifications limits ([0.00 , 36.65 |+/-0.50|]).

Value of hr (1.55) is in specifications limits ([0.00 , 29.90 |+/-0.50|]).

Waveform Respect Specification : OK

The waveform characteristics of the NFC-B modulation provided by the Polling Device under test, shall be compliant with the specification.

The waveform measurement of the Polling Device under test is compliant.

TC_AN20_POL_NFCB_01.113 (820 Ω) passed.

c. MPLog Traces

Trace 1: C:\Users\MICROPROSS\Desktop\Project\san\TS_MPM3_NFC Forum Analog_v3.2.1\NFC Forum Analog Test Suite\[Default Session] Traces\[_3][J1]TC_AN20_POL_NFCB_01.113 (820 Ω)[2020-08-18T161924]\Attempt 1\Trace.mplog

d. Pictures

11-21 rue Hubble
Parc de la Haute borne
59650 Villeneuve d'Ascq – France
+33 320 746 630
smartcards@micropross.com

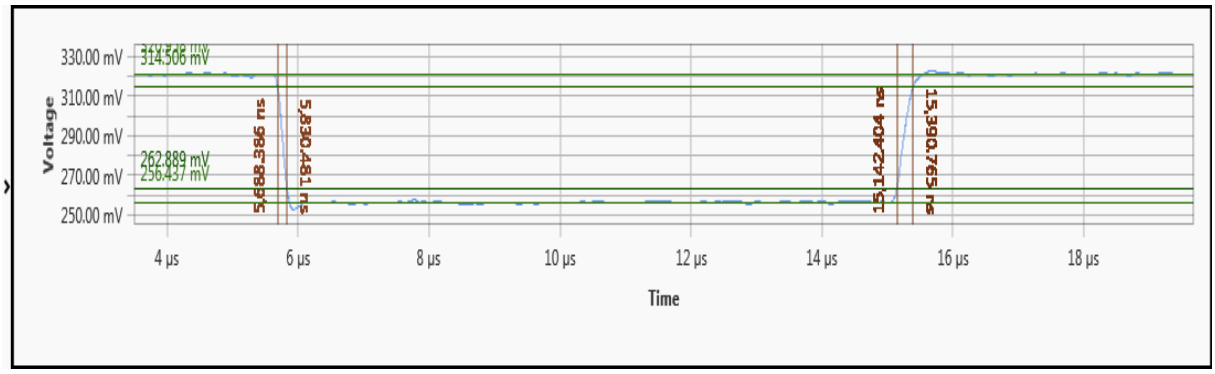

Analysis

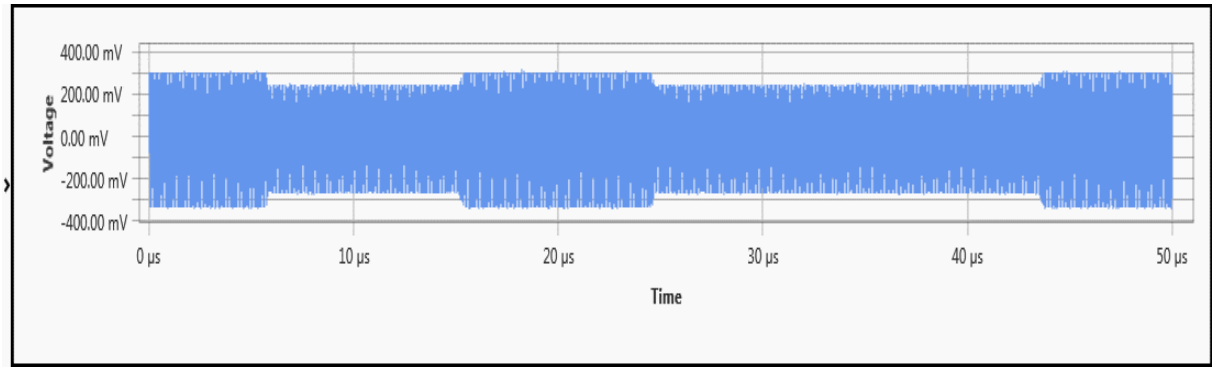

Trace

11-21 rue Hubble
Parc de la Haute borne
59650 Villeneuve d'Ascq – France
+33 320 746 630
smartcards@microprross.com

222. Test: TC_AN20_POL_NFCB_01.120 (820 Ω)

a. Test Case Information

Operator	*Default Operator*
Description	*This test verifies poller waveform characteristics.*
Testing Date	*2020-08-18T16:17*
Device Name	*TCL2*
Device Serial Number	*MP3.12.35.20*
Firmware version	*43.0*
Driver version	*1.29*
MPManager version	*3.6.4*
Test case status	*PASSED*

b. Test Log

TC_AN20_POL_NFCB_01.120 (820 Ω)

This test verifies poller waveform characteristics.

Parameters:

Device Configuration:

Poller: Device Under Test

NFC Forum Reference Device: Listener 3

Jumper Configuration:

Position J3 at position 1 (820 Ω)

Position: 120

Attempt 1

11-21 rue Hubble
Parc de la Haute borne
59650 Villeneuve d'Ascq – France
+33 320 746 630
smartcards@microprocss.com

Modulation envelope (pk-pk) = 812.610 mV

Value of Tf (0.191 µs) is in specifications limits ([0.000 µs, 1.180 µs|+/-0.147|]).

Value of Tr (0.303 µs) is in specifications limits ([0.000 µs, 0.781 µs|+/-0.147|]).

Value of mod (11.27 %) is in specifications limits ([8.00 %, 15.00 %|+/-1.00|]).

Value of hf (0.05) is in specifications limits ([0.00 , 35.85 |+/-0.50|]).

Value of hr (1.20) is in specifications limits ([0.00 , 23.70 |+/-0.50|]).

Waveform Respect Specification : OK

The waveform characteristics of the NFC-B modulation provided by the Polling Device under test, shall be compliant with the specification.

The waveform measurement of the Polling Device under test is compliant.

TC_AN20_POL_NFCB_01.120 (820 Ω) passed.

c. MPLog Traces

Trace 1: C:\Users\MICROPROSS\Desktop\Project\san\TS_MPM3_NFC Forum Analog_v3.2.1\NFC Forum Analog Test Suite\[Default Session] Traces\[_3][J1]TC_AN20_POL_NFCB_01.120 (820 Ω)[2020-08-18T161742]\Attempt 1\Trace.mplog

d. Pictures

11-21 rue Hubble
Parc de la Haute borne
59650 Villeneuve d'Ascq – France
+33 320 746 630
smartcards@microprossx.com

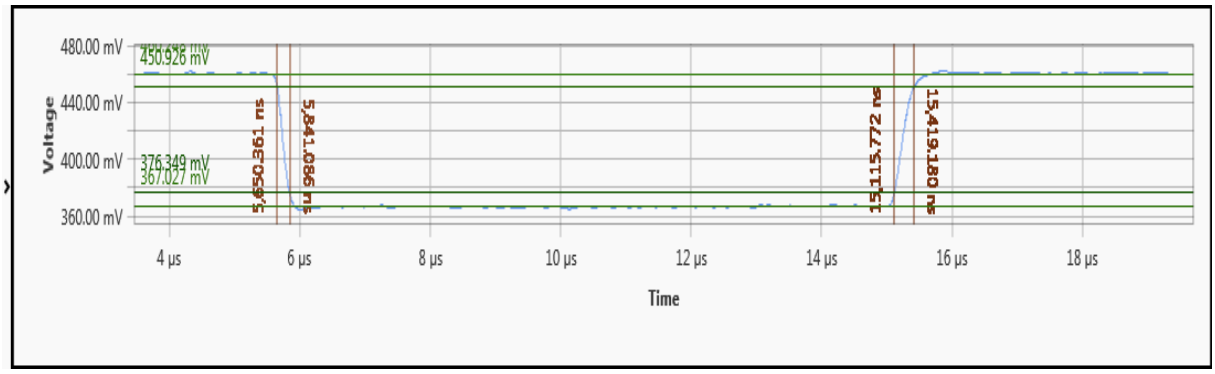

Analysis

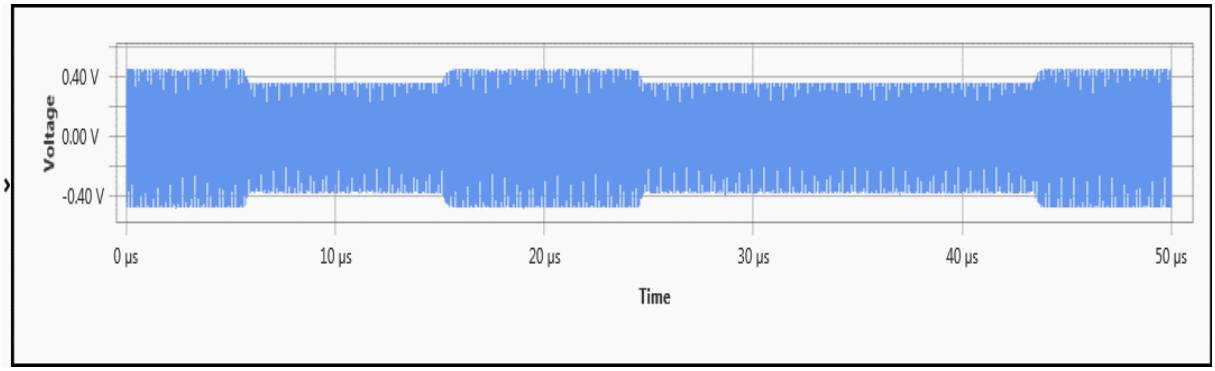

Trace

11-21 rue Hubble
Parc de la Haute borne
59650 Villeneuve d'Ascq – France
+33 320 746 630
smartcards@microprross.com

223. Test: TC_AN20_POL_NFCB_01.121 (820 Ω)

a. Test Case Information

Operator	*Default Operator*
Description	*This test verifies poller waveform characteristics.*
Testing Date	*2020-08-18T16:16*
Device Name	*TCL2*
Device Serial Number	*MP3.12.35.20*
Firmware version	*43.0*
Driver version	*1.29*
MPManager version	*3.6.4*
Test case status	*PASSED*

b. Test Log

TC_AN20_POL_NFCB_01.121 (820 Ω)

This test verifies poller waveform characteristics.

Parameters:

Device Configuration:

Poller: Device Under Test

NFC Forum Reference Device: Listener 3

Jumper Configuration:

Position J3 at position 1 (820 Ω)

Position: 121

Attempt 1

11-21 rue Hubble
Parc de la Haute borne
59650 Villeneuve d'Ascq – France
+33 320 746 630
smartcards@microprossx.com

Modulation envelope (pk-pk) = 466.594 mV

Value of Tf (0.151 µs) is in specifications limits ([0.000 µs, 1.180 µs|+/-0.147|]).

Value of Tr (0.249 µs) is in specifications limits ([0.000 µs, 0.741 µs|+/-0.147|]).

Value of mod (11.11 %) is in specifications limits ([8.00 %, 15.00 %|+/-1.00|]).

Value of hf (0.46) is in specifications limits ([0.00 , 36.51 |+/-0.50|]).

Value of hr (1.73) is in specifications limits ([0.00 , 29.84 |+/-0.50|]).

Waveform Respect Specification : OK

The waveform characteristics of the NFC-B modulation provided by the Polling Device under test, shall be compliant with the specification.

The waveform measurement of the Polling Device under test is compliant.

TC_AN20_POL_NFCB_01.121 (820 Ω) passed.

c. MPLog Traces

Trace 1: C:\Users\MICROPROSS\Desktop\Project\san\TS_MPM3_NFC Forum Analog_v3.2.1\NFC Forum Analog Test Suite\[Default Session] Traces\[_3][J1]TC_AN20_POL_NFCB_01.121 (820 Ω)[2020-08-18T161610]\Attempt 1\Trace.mplog

d. Pictures

11-21 rue Hubble
Parc de la Haute borne
59650 Villeneuve d'Ascq – France
+33 320 746 630
smartcards@microprossx.com

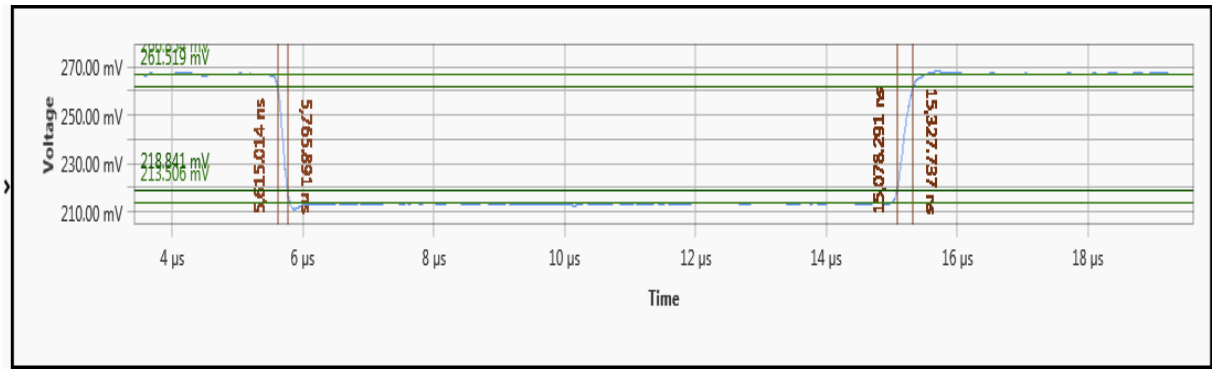

Analysis

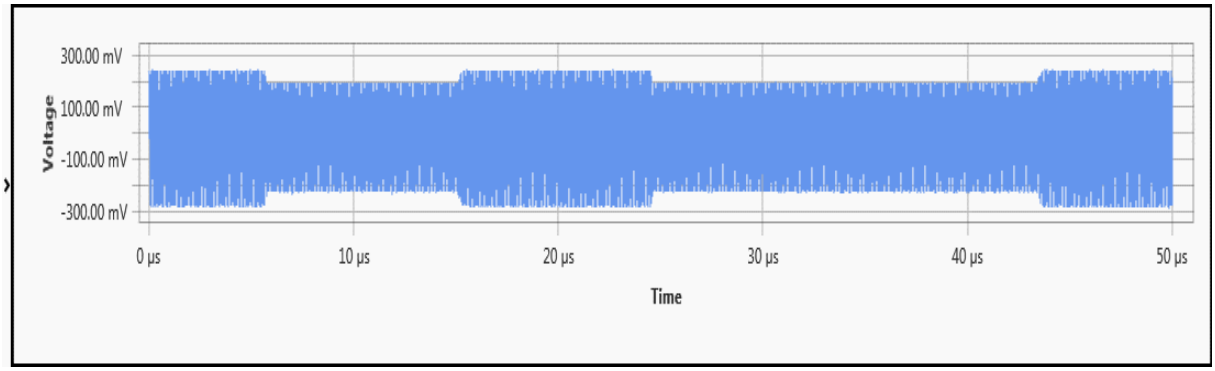

Trace

11-21 rue Hubble
Parc de la Haute borne
59650 Villeneuve d'Ascq – France
+33 320 746 630
smartcards@microprross.com

224. Test: TC_AN20_POL_NFCB_01.122 (820 Ω)

a. Test Case Information

Operator	*Default Operator*
Description	*This test verifies poller waveform characteristics.*
Testing Date	*2020-08-18T16:14*
Device Name	*TCL2*
Device Serial Number	*MP3.12.35.20*
Firmware version	*43.0*
Driver version	*1.29*
MPManager version	*3.6.4*
Test case status	*PASSED*

b. Test Log

TC_AN20_POL_NFCB_01.122 (820 Ω)

This test verifies poller waveform characteristics.

Parameters:

Device Configuration:

Poller: Device Under Test

NFC Forum Reference Device: Listener 3

Jumper Configuration:

Position J3 at position 1 (820 Ω)

Position: 122

Attempt 1

11-21 rue Hubble
Parc de la Haute borne
59650 Villeneuve d'Ascq – France
+33 320 746 630
smartcards@microprocss.com

Modulation envelope (pk-pk) = 832.060 mV

Value of Tf (0.189 µs) is in specifications limits ([0.000 µs, 1.180 µs|+/-0.147|]).

Value of Tr (0.307 µs) is in specifications limits ([0.000 µs, 0.779 µs|+/-0.147|]).

Value of mod (11.28 %) is in specifications limits ([8.00 %, 15.00 %|+/-1.00|]).

Value of hf (0.00) is in specifications limits ([0.00 , 35.88 |+/-0.50|]).

Value of hr (1.18) is in specifications limits ([0.00 , 23.30 |+/-0.50|]).

Waveform Respect Specification : OK

The waveform characteristics of the NFC-B modulation provided by the Polling Device under test, shall be compliant with the specification.

The waveform measurement of the Polling Device under test is compliant.

TC_AN20_POL_NFCB_01.122 (820 Ω) passed.

c. MPLog Traces

Trace 1: C:\Users\MICROPROSS\Desktop\Project\san\TS_MPM3_NFC Forum Analog_v3.2.1\NFC Forum Analog Test Suite\[Default Session] Traces\[_3][J1]TC_AN20_POL_NFCB_01.122 (820 Ω)[2020-08-18T161437]\Attempt 1\Trace.mplog

d. Pictures

11-21 rue Hubble
Parc de la Haute borne
59650 Villeneuve d'Ascq – France
+33 320 746 630
smartcards@microprocss.com

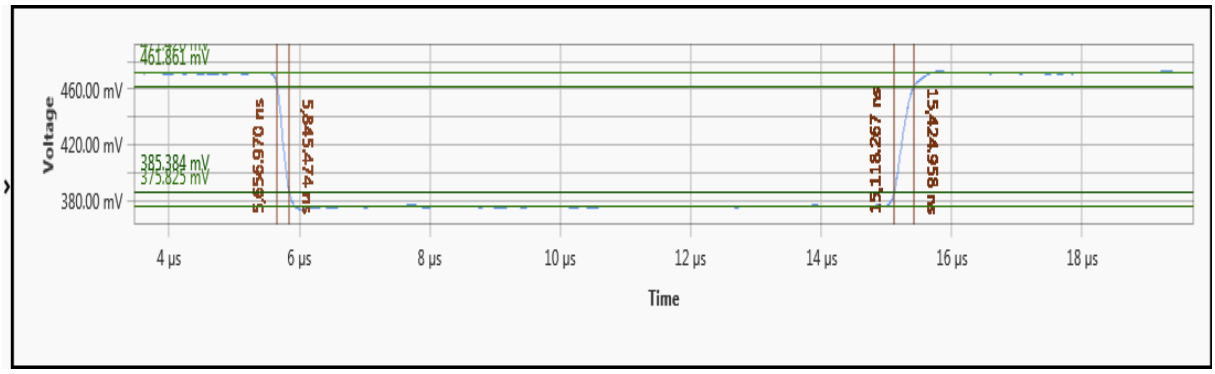

Analysis

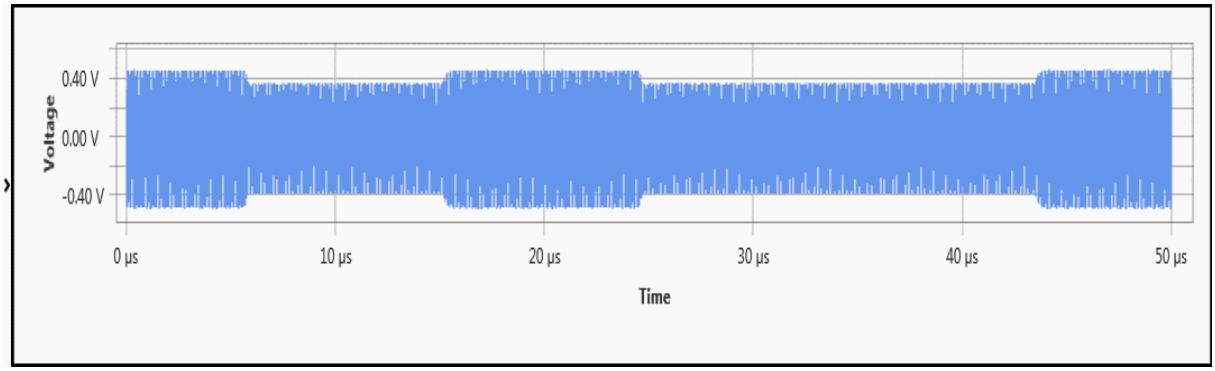

Trace

11-21 rue Hubble
Parc de la Haute borne
59650 Villeneuve d'Ascq – France
+33 320 746 630
smartcards@microprocess.com

225. Test: TC_AN20_POL_NFCB_01.123 (820 Ω)

a. Test Case Information

Operator	*Default Operator*
Description	*This test verifies poller waveform characteristics.*
Testing Date	*2020-08-18T16:12*
Device Name	*TCL2*
Device Serial Number	*MP3.12.35.20*
Firmware version	*43.0*
Driver version	*1.29*
MPManager version	*3.6.4*
Test case status	*PASSED*

b. Test Log

TC_AN20_POL_NFCB_01.123 (820 Ω)

This test verifies poller waveform characteristics.

Parameters:

Device Configuration:

Poller: Device Under Test

NFC Forum Reference Device: Listener 3

Jumper Configuration:

Position J3 at position 1 (820 Ω)

Position: 123

Attempt 1

11-21 rue Hubble
Parc de la Haute borne
59650 Villeneuve d'Ascq – France
+33 320 746 630
smartcards@micropross.com

Modulation envelope (pk-pk) = 465.096 mV

Value of Tf (0.158 µs) is in specifications limits ([0.000 µs, 1.180 µs|+/-0.147|]).

Value of Tr (0.253 µs) is in specifications limits ([0.000 µs, 0.748 µs|+/-0.147|]).

Value of mod (11.13 %) is in specifications limits ([8.00 %, 15.00 %|+/-1.00|]).

Value of hf (0.00) is in specifications limits ([0.00 , 36.40 |+/-0.50|]).

Value of hr (1.55) is in specifications limits ([0.00 , 29.44 |+/-0.50|]).

Waveform Respect Specification : OK

The waveform characteristics of the NFC-B modulation provided by the Polling Device under test, shall be compliant with the specification.

The waveform measurement of the Polling Device under test is compliant.

TC_AN20_POL_NFCB_01.123 (820 Ω) passed.

c. MPLog Traces

Trace 1: C:\Users\MICROPROSS\Desktop\Project\san\TS_MPM3_NFC Forum Analog_v3.2.1\NFC Forum Analog Test Suite\[Default Session] Traces\[_3][J1]TC_AN20_POL_NFCB_01.123 (820 Ω)[2020-08-18T161251]\Attempt 1\Trace.mplog

d. Pictures

11-21 rue Hubble
Parc de la Haute borne
59650 Villeneuve d'Ascq – France
+33 320 746 630
smartcards@micropross.com

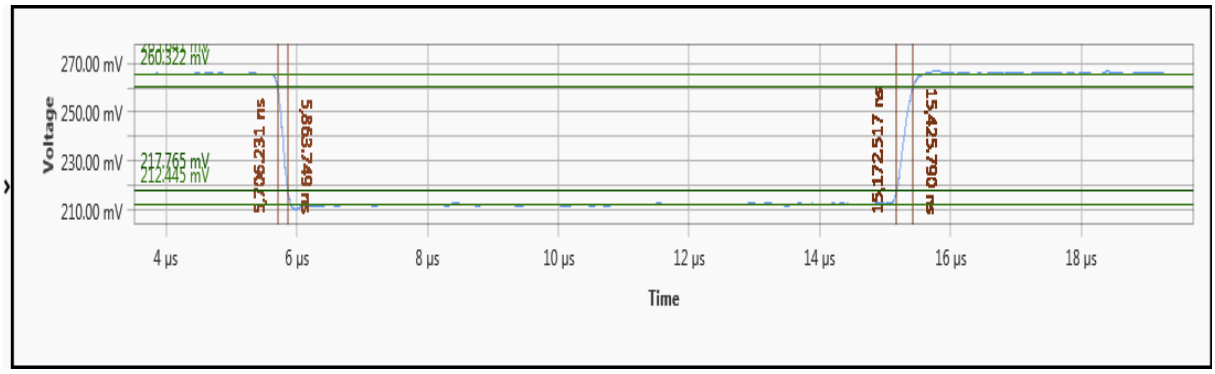

Analysis

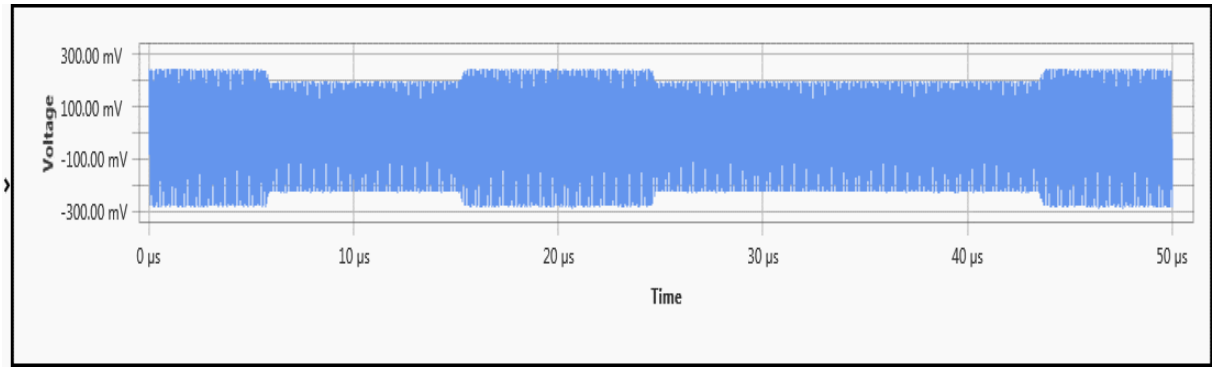

Trace

11-21 rue Hubble
Parc de la Haute borne
59650 Villeneuve d'Ascq – France
+33 320 746 630
smartcards@microprossx.com

226. Test: TC_AN20_POL_NFCB_01.000 (330 Ω)

a. Test Case Information

Operator	*Default Operator*
Description	*This test verifies poller waveform characteristics.*
Testing Date	*2020-08-18T16:27*
Device Name	*TCL2*
Device Serial Number	*MP3.12.35.20*
Firmware version	*43.0*
Driver version	*1.29*
MPManager version	*3.6.4*
Test case status	*PASSED*

b. Test Log

TC_AN20_POL_NFCB_01.000 (330 Ω)

This test verifies poller waveform characteristics.

Parameters:

Device Configuration:

Poller: Device Under Test

NFC Forum Reference Device: Listener 3

Jumper Configuration:

Position J3 at position 3 (330 Ω)

Position: 000

Attempt 1

11-21 rue Hubble
Parc de la Haute borne
59650 Villeneuve d'Ascq – France
+33 320 746 630
smartcards@microprossx.com

Modulation envelope (pk-pk) = 801.446 mV

Value of Tf (0.136 µs) is in specifications limits ([0.000 µs, 1.180 µs|+/-0.147|]).

Value of Tr (0.272 µs) is in specifications limits ([0.000 µs, 0.726 µs|+/-0.147|]).

Value of mod (14.64 %) is in specifications limits ([8.00 %, 15.00 %|+/-1.00|]).

Value of hf (0.00) is in specifications limits ([0.00 , 36.76 |+/-0.50|]).

Value of hr (0.66) is in specifications limits ([0.00 , 27.05 |+/-0.50|]).

Waveform Respect Specification : OK

The waveform characteristics of the NFC-B modulation provided by the Polling Device under test, shall be compliant with the specification.

The waveform measurement of the Polling Device under test is compliant.

TC_AN20_POL_NFCB_01.000 (330 Ω) passed.

c. MPLog Traces

Trace 1: C:\Users\MICROPROSS\Desktop\Project\san\TS_MPM3_NFC Forum Analog_v3.2.1\NFC Forum Analog Test Suite\[Default Session] Traces\[_3][J3]TC_AN20_POL_NFCB_01.000 (330 Ω)[2020-08-18T162733]\Attempt 1\Trace.mplog

d. Pictures

11-21 rue Hubble
Parc de la Haute borne
59650 Villeneuve d'Ascq – France
+33 320 746 630
smartcards@micropross.com

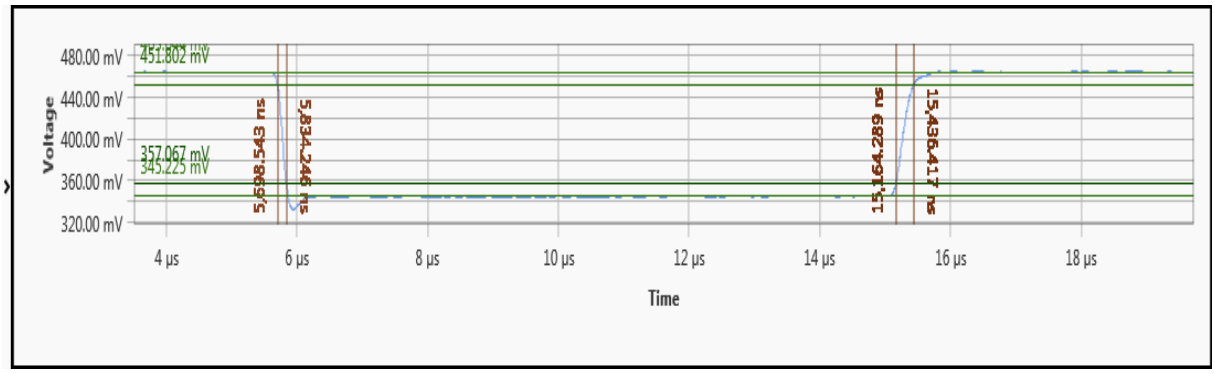

Analysis

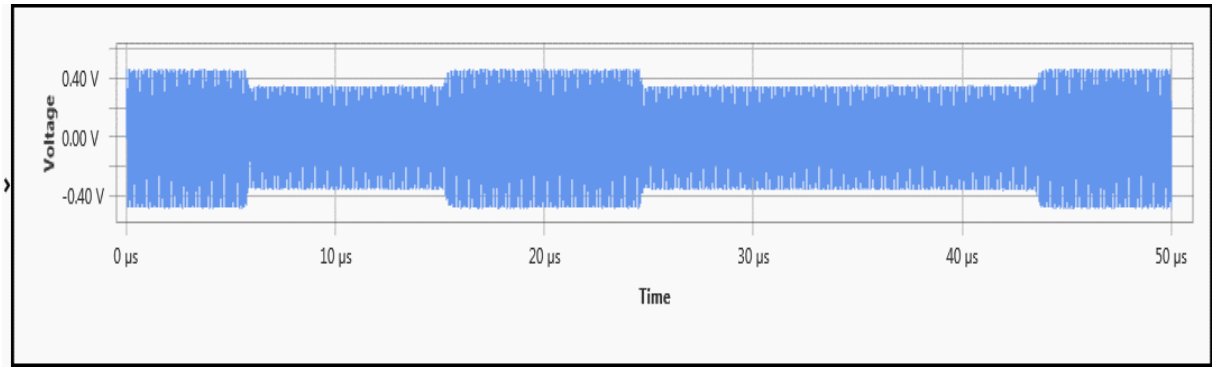

Trace

11-21 rue Hubble
Parc de la Haute borne
59650 Villeneuve d'Ascq – France
+33 320 746 630
smartcards@microprocess.com

227. Test: TC_AN20_POL_NFCB_01.010 (330 Ω)

a. Test Case Information

Operator	*Default Operator*
Description	*This test verifies poller waveform characteristics.*
Testing Date	*2020-08-18T16:29*
Device Name	*TCL2*
Device Serial Number	*MP3.12.35.20*
Firmware version	*43.0*
Driver version	*1.29*
MPManager version	*3.6.4*
Test case status	*PASSED*

b. Test Log

TC_AN20_POL_NFCB_01.010 (330 Ω)

This test verifies poller waveform characteristics.

Parameters:

Device Configuration:

Poller: Device Under Test

NFC Forum Reference Device: Listener 3

Jumper Configuration:

Position J3 at position 3 (330 Ω)

Position: 010

Attempt 1

11-21 rue Hubble
Parc de la Haute borne
59650 Villeneuve d'Ascq – France
+33 320 746 630
smartcards@microprossx.com

Modulation envelope (pk-pk) = 870.196 mV

Value of Tf (0.150 µs) is in specifications limits ([0.000 µs, 1.180 µs|+/-0.147|]).

Value of Tr (0.313 µs) is in specifications limits ([0.000 µs, 0.740 µs|+/-0.147|]).

Value of mod (14.63 %) is in specifications limits ([8.00 %, 15.00 %|+/-1.00|]).

Value of hf (0.00) is in specifications limits ([0.00 , 36.52 |+/-0.50|]).

Value of hr (0.99) is in specifications limits ([0.00 , 22.26 |+/-0.50|]).

Waveform Respect Specification : OK

The waveform characteristics of the NFC-B modulation provided by the Polling Device under test, shall be compliant with the specification.

The waveform measurement of the Polling Device under test is compliant.

TC_AN20_POL_NFCB_01.010 (330 Ω) passed.

c. MPLog Traces

Trace 1: C:\Users\MICROPROSS\Desktop\Project\san\TS_MPM3_NFC Forum Analog_v3.2.1\NFC Forum Analog Test Suite\[Default Session] Traces\[_3][J3]TC_AN20_POL_NFCB_01.010 (330 Ω)[2020-08-18T162921]\Attempt 1\Trace.mplog

d. Pictures

11-21 rue Hubble
Parc de la Haute borne
59650 Villeneuve d'Ascq – France
+33 320 746 630
smartcards@microprocess.com

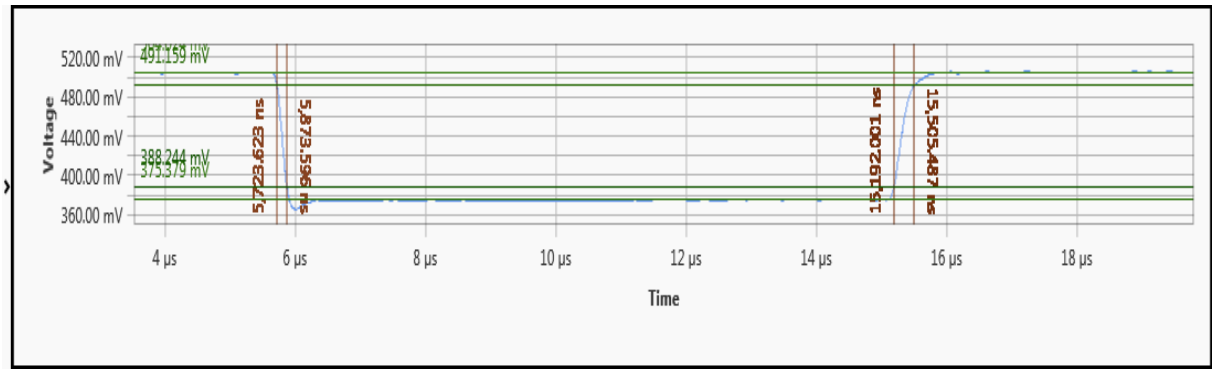

Analysis

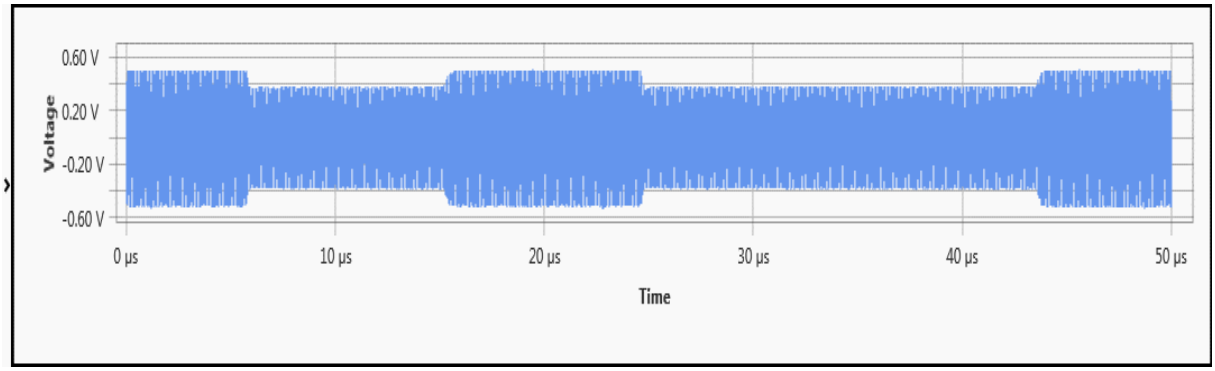

Trace

11-21 rue Hubble
Parc de la Haute borne
59650 Villeneuve d'Ascq – France
+33 320 746 630
smartcards@microprross.com

228. Test: TC_AN20_POL_NFCB_01.011 (330 Ω)

a. Test Case Information

Operator	*Default Operator*
Description	*This test verifies poller waveform characteristics.*
Testing Date	*2020-08-18T16:31*
Device Name	*TCL2*
Device Serial Number	*MP3.12.35.20*
Firmware version	*43.0*
Driver version	*1.29*
MPManager version	*3.6.4*
Test case status	*PASSED*

b. Test Log

TC_AN20_POL_NFCB_01.011 (330 Ω)

This test verifies poller waveform characteristics.

Parameters:

Device Configuration:

Poller: Device Under Test

NFC Forum Reference Device: Listener 3

Jumper Configuration:

Position J3 at position 3 (330 Ω)

Position: 011

Attempt 1

11-21 rue Hubble
Parc de la Haute borne
59650 Villeneuve d'Ascq – France
+33 320 746 630
smartcards@microprossx.com

Modulation envelope (pk-pk) = 695.499 mV

Value of Tf (0.137 µs) is in specifications limits ([0.000 µs, 1.180 µs|+/-0.147|]).

Value of Tr (0.271 µs) is in specifications limits ([0.000 µs, 0.727 µs|+/-0.147|]).

Value of mod (14.66 %) is in specifications limits ([8.00 %, 15.00 %|+/-1.00|]).

Value of hf (0.32) is in specifications limits ([0.00 , 36.74 |+/-0.50|]).

Value of hr (0.99) is in specifications limits ([0.00 , 27.24 |+/-0.50|]).

Waveform Respect Specification : OK

The waveform characteristics of the NFC-B modulation provided by the Polling Device under test, shall be compliant with the specification.

The waveform measurement of the Polling Device under test is compliant.

TC_AN20_POL_NFCB_01.011 (330 Ω) passed.

c. MPLog Traces

Trace 1: C:\Users\MICROPROSS\Desktop\Project\san\TS_MPM3_NFC Forum Analog_v3.2.1\NFC Forum Analog Test Suite\[Default Session] Traces\[_3][J3]TC_AN20_POL_NFCB_01.011 (330 Ω)[2020-08-18T163109]\Attempt 1\Trace.mplog

d. Pictures

11-21 rue Hubble
Parc de la Haute borne
59650 Villeneuve d'Ascq – France
+33 320 746 630
smartcards@micropross.com

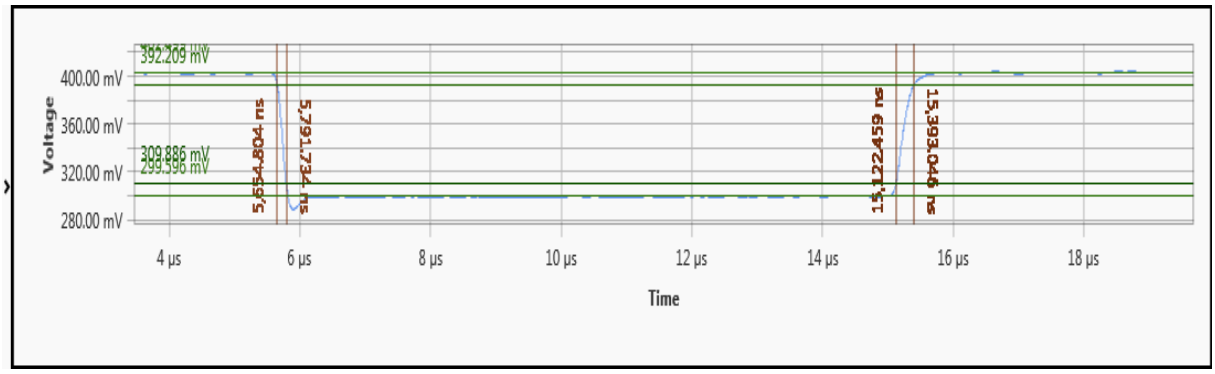

Analysis

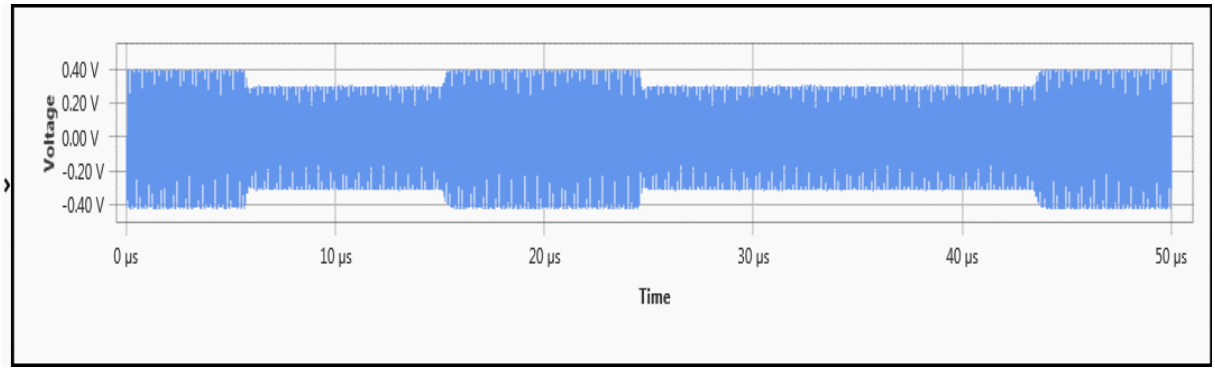

Trace

11-21 rue Hubble
Parc de la Haute borne
59650 Villeneuve d'Ascq – France
+33 320 746 630
smartcards@microprossx.com

229. Test: TC_AN20_POL_NFCB_01.012 (330 Ω)

a. Test Case Information

Operator	*Default Operator*
Description	*This test verifies poller waveform characteristics.*
Testing Date	*2020-08-18T16:33*
Device Name	*TCL2*
Device Serial Number	*MP3.12.35.20*
Firmware version	*43.0*
Driver version	*1.29*
MPManager version	*3.6.4*
Test case status	*PASSED*

b. Test Log

TC_AN20_POL_NFCB_01.012 (330 Ω)

This test verifies poller waveform characteristics.

Parameters:

Device Configuration:

Poller: Device Under Test

NFC Forum Reference Device: Listener 3

Jumper Configuration:

Position J3 at position 3 (330 Ω)

Position: 012

Attempt 1

11-21 rue Hubble
Parc de la Haute borne
59650 Villeneuve d'Ascq – France
+33 320 746 630
smartcards@microprossx.com

Modulation envelope (pk-pk) = 910.918 mV

Value of Tf (0.156 µs) is in specifications limits ([0.000 µs, 1.180 µs|+/-0.147|]).

Value of Tr (0.314 µs) is in specifications limits ([0.000 µs, 0.746 µs|+/-0.147|]).

Value of mod (14.68 %) is in specifications limits ([8.00 %, 15.00 %|+/-1.00|]).

Value of hf (0.42) is in specifications limits ([0.00 , 36.43 |+/-0.50|]).

Value of hr (1.22) is in specifications limits ([0.00 , 22.24 |+/-0.50|]).

Waveform Respect Specification : OK

The waveform characteristics of the NFC-B modulation provided by the Polling Device under test, shall be compliant with the specification.

The waveform measurement of the Polling Device under test is compliant.

TC_AN20_POL_NFCB_01.012 (330 Ω) passed.

c. MPLog Traces

Trace 1: C:\Users\MICROPROSS\Desktop\Project\san\TS_MPM3_NFC Forum Analog_v3.2.1\NFC Forum Analog Test Suite\[Default Session] Traces\[_3][J3]TC_AN20_POL_NFCB_01.012 (330 Ω)[2020-08-18T163308]\Attempt 1\Trace.mplog

d. Pictures

11-21 rue Hubble
Parc de la Haute borne
59650 Villeneuve d'Ascq – France
+33 320 746 630
smartcards@micropross.com

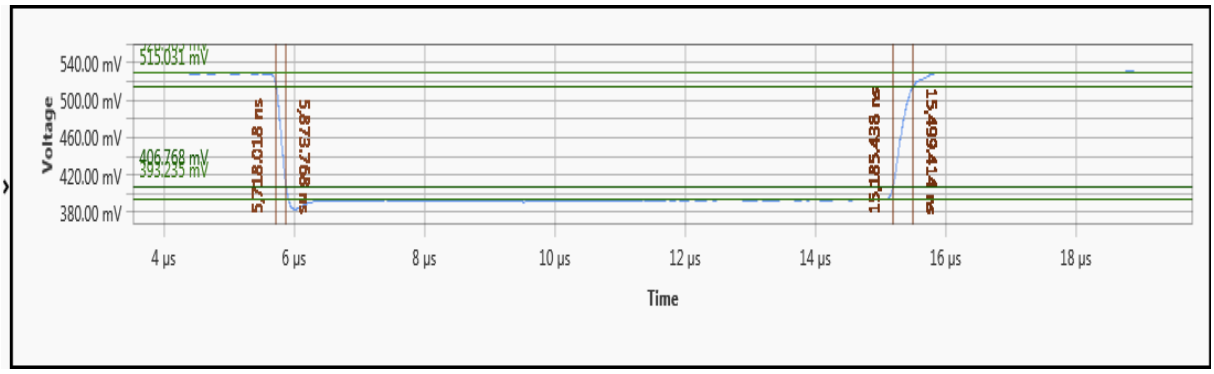

Analysis

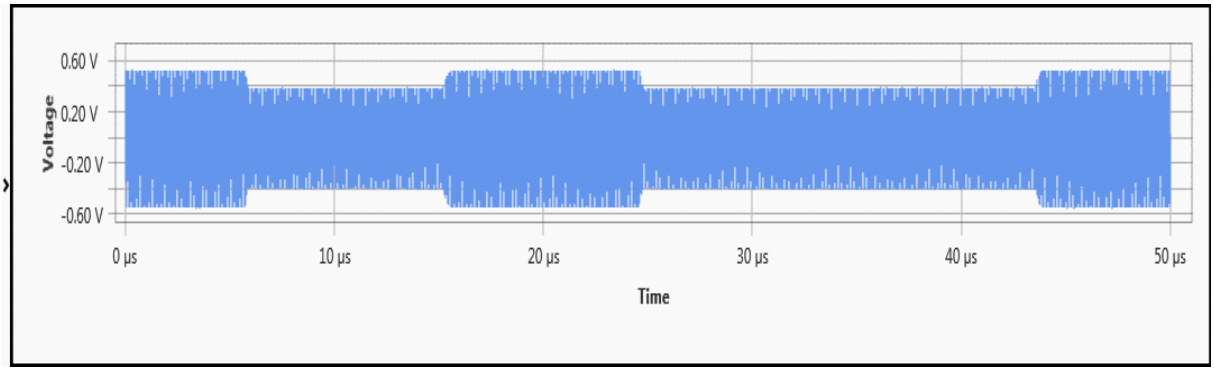

Trace

11-21 rue Hubble
Parc de la Haute borne
59650 Villeneuve d'Ascq – France
+33 320 746 630
smartcards@microprocess.com

230. Test: TC_AN20_POL_NFCB_01.013 (330 Ω)

a. Test Case Information

Operator	*Default Operator*
Description	*This test verifies poller waveform characteristics.*
Testing Date	*2020-08-18T16:34*
Device Name	*TCL2*
Device Serial Number	*MP3.12.35.20*
Firmware version	*43.0*
Driver version	*1.29*
MPManager version	*3.6.4*
Test case status	*PASSED*

b. Test Log

TC_AN20_POL_NFCB_01.013 (330 Ω)

This test verifies poller waveform characteristics.

Parameters:

Device Configuration:

Poller: Device Under Test

NFC Forum Reference Device: Listener 3

Jumper Configuration:

Position J3 at position 3 (330 Ω)

Position: 013

Attempt 1

11-21 rue Hubble
Parc de la Haute borne
59650 Villeneuve d'Ascq – France
+33 320 746 630
smartcards@microprossss.com

Modulation envelope (pk-pk) = 684.981 mV

Value of Tf (0.138 µs) is in specifications limits ([0.000 µs, 1.180 µs|+/-0.147|]).

Value of Tr (0.272 µs) is in specifications limits ([0.000 µs, 0.728 µs|+/-0.147|]).

Value of mod (14.74 %) is in specifications limits ([8.00 %, 15.00 %|+/-1.00|]).

Value of hf (0.37) is in specifications limits ([0.00 , 36.72 |+/-0.50|]).

Value of hr (0.50) is in specifications limits ([0.00 , 27.03 |+/-0.50|]).

Waveform Respect Specification : OK

The waveform characteristics of the NFC-B modulation provided by the Polling Device under test, shall be compliant with the specification.

The waveform measurement of the Polling Device under test is compliant.

TC_AN20_POL_NFCB_01.013 (330 Ω) passed.

c. MPLog Traces

Trace 1: C:\Users\MICROPROSS\Desktop\Project\san\TS_MPM3_NFC Forum Analog_v3.2.1\NFC Forum Analog Test Suite\[Default Session] Traces\[_3][J3]TC_AN20_POL_NFCB_01.013 (330 Ω)[2020-08-18T163447]\Attempt 1\Trace.mplog

d. Pictures

11-21 rue Hubble
Parc de la Haute borne
59650 Villeneuve d'Ascq – France
+33 320 746 630
smartcards@microprossx.com

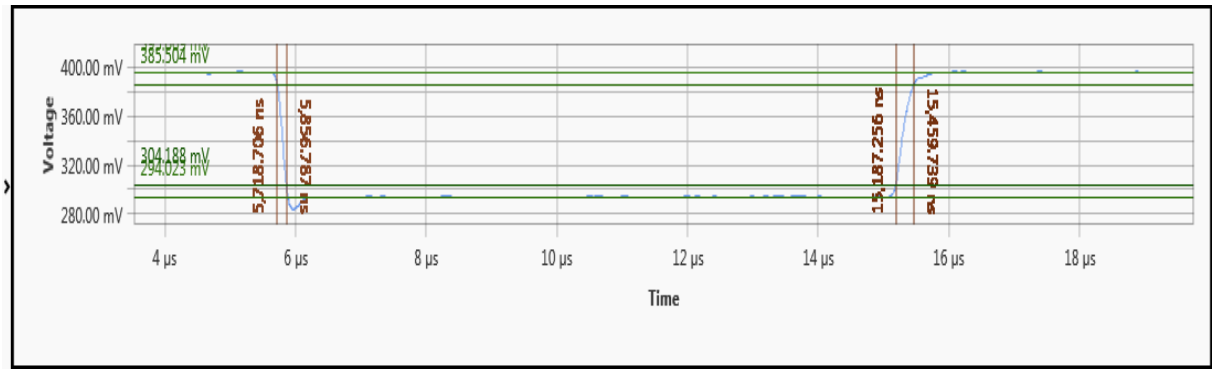

Analysis

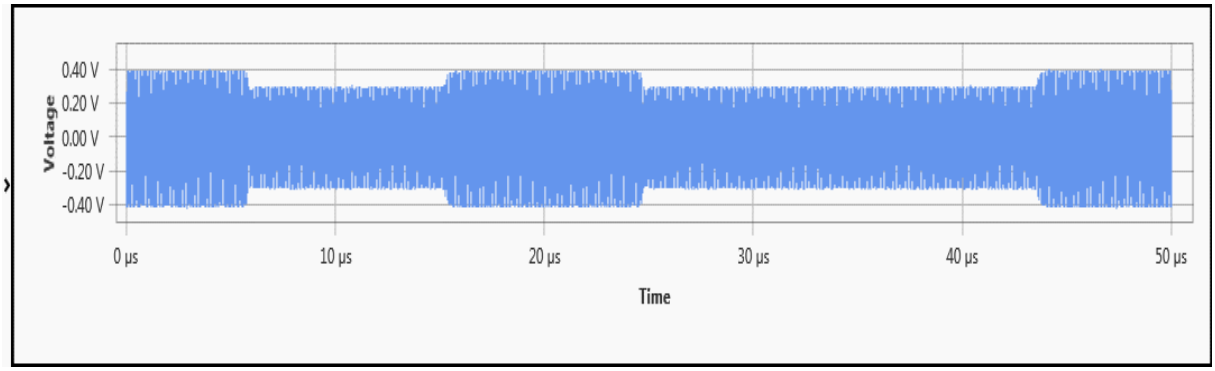

Trace

11-21 rue Hubble
Parc de la Haute borne
59650 Villeneuve d'Ascq – France
+33 320 746 630
smartcards@microprocess.com

231. Test: TC_AN20_POL_NFCB_01.100 (330 Ω)

a. Test Case Information

Operator	*Default Operator*
Description	*This test verifies poller waveform characteristics.*
Testing Date	*2020-08-18T16:25*
Device Name	*TCL2*
Device Serial Number	*MP3.12.35.20*
Firmware version	*43.0*
Driver version	*1.29*
MPManager version	*3.6.4*
Test case status	*PASSED*

b. Test Log

TC_AN20_POL_NFCB_01.100 (330 Ω)

This test verifies poller waveform characteristics.

Parameters:

Device Configuration:

Poller: Device Under Test

NFC Forum Reference Device: Listener 3

Jumper Configuration:

Position J3 at position 3 (330 Ω)

Position: 100

Attempt 1

11-21 rue Hubble
Parc de la Haute borne
59650 Villeneuve d'Ascq – France
+33 320 746 630
smartcards@microprocss.com

Modulation envelope (pk-pk) = 803.972 mV

Value of Tf (0.192 µs) is in specifications limits ([0.000 µs, 1.180 µs|+/-0.147|]).

Value of Tr (0.366 µs) is in specifications limits ([0.000 µs, 0.782 µs|+/-0.147|]).

Value of mod (14.46 %) is in specifications limits ([8.00 %, 15.00 %|+/-1.00|]).

Value of hf (0.00) is in specifications limits ([0.00 , 35.83 |+/-0.50|]).

Value of hr (0.52) is in specifications limits ([0.00 , 16.26 |+/-0.50|]).

Waveform Respect Specification : OK

The waveform characteristics of the NFC-B modulation provided by the Polling Device under test, shall be compliant with the specification.

The waveform measurement of the Polling Device under test is compliant.

TC_AN20_POL_NFCB_01.100 (330 Ω) passed.

c. MPLog Traces

Trace 1: C:\Users\MICROPROSS\Desktop\Project\san\TS_MPM3_NFC Forum Analog_v3.2.1\NFC Forum Analog Test Suite\[Default Session] Traces\[_3][J3]TC_AN20_POL_NFCB_01.100 (330 Ω)[2020-08-18T162558]\Attempt 1\Trace.mplog

d. Pictures

11-21 rue Hubble
Parc de la Haute borne
59650 Villeneuve d'Ascq – France
+33 320 746 630
smartcards@micropross.com

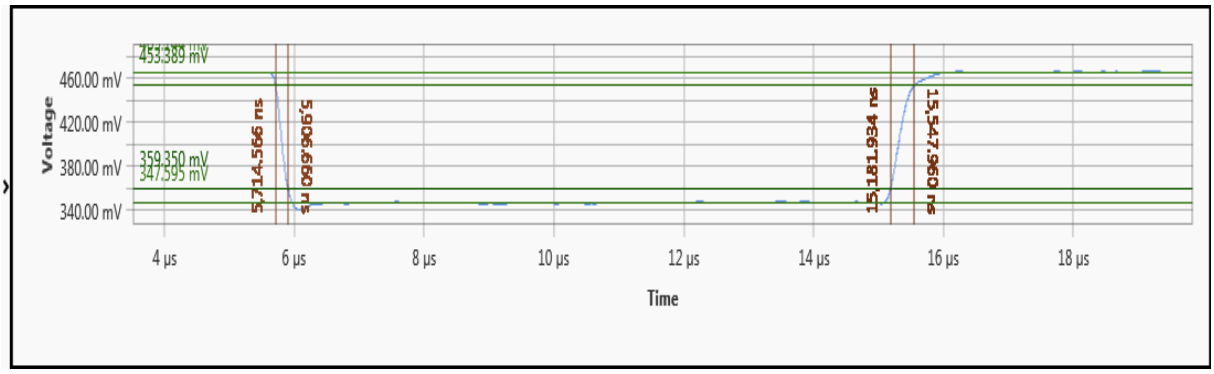

Analysis

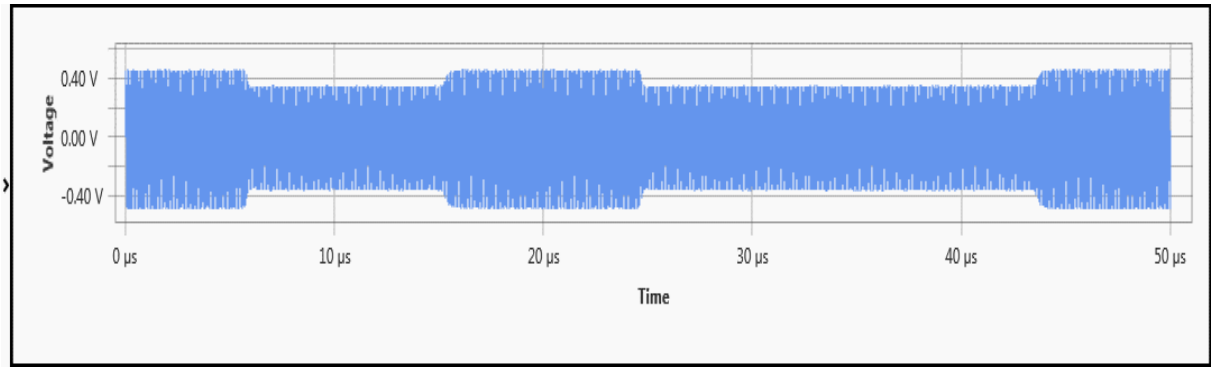

Trace

11-21 rue Hubble
Parc de la Haute borne
59650 Villeneuve d'Ascq – France
+33 320 746 630
smartcards@microprross.com

232. Test: TC_AN20_POL_NFCB_01.110 (330 Ω)

a. Test Case Information

Operator	*Default Operator*
Description	*This test verifies poller waveform characteristics.*
Testing Date	*2020-08-18T16:24*
Device Name	*TCL2*
Device Serial Number	*MP3.12.35.20*
Firmware version	*43.0*
Driver version	*1.29*
MPManager version	*3.6.4*
Test case status	*PASSED*

b. Test Log

TC_AN20_POL_NFCB_01.110 (330 Ω)

This test verifies poller waveform characteristics.

Parameters:

Device Configuration:

Poller: Device Under Test

NFC Forum Reference Device: Listener 3

Jumper Configuration:

Position J3 at position 3 (330 Ω)

Position: 110

Attempt 1

11-21 rue Hubble
Parc de la Haute borne
59650 Villeneuve d'Ascq – France
+33 320 746 630
smartcards@microprossx.com

Modulation envelope (pk-pk) = 840.169 mV

Value of Tf (0.208 µs) is in specifications limits ([0.000 µs, 1.180 µs|+/-0.147|]).

Value of Tr (0.386 µs) is in specifications limits ([0.000 µs, 0.798 µs|+/-0.147|]).

Value of mod (14.34 %) is in specifications limits ([8.00 %, 15.00 %|+/-1.00|]).

Value of hf (0.02) is in specifications limits ([0.00 , 35.57 |+/-0.50|]).

Value of hr (0.91) is in specifications limits ([0.00 , 13.92 |+/-0.50|]).

Waveform Respect Specification : OK

The waveform characteristics of the NFC-B modulation provided by the Polling Device under test, shall be compliant with the specification.

The waveform measurement of the Polling Device under test is compliant.

TC_AN20_POL_NFCB_01.110 (330 Ω) passed.

c. MPLog Traces

Trace 1: C:\Users\MICROPROSS\Desktop\Project\san\TS_MPM3_NFC Forum Analog_v3.2.1\NFC Forum Analog Test Suite\[Default Session] Traces\[_3][J3]TC_AN20_POL_NFCB_01.110 (330 Ω)[2020-08-18T162436]\Attempt 1\Trace.mplog

d. Pictures

11-21 rue Hubble
Parc de la Haute borne
59650 Villeneuve d'Ascq – France
+33 320 746 630
smartcards@micropross.com

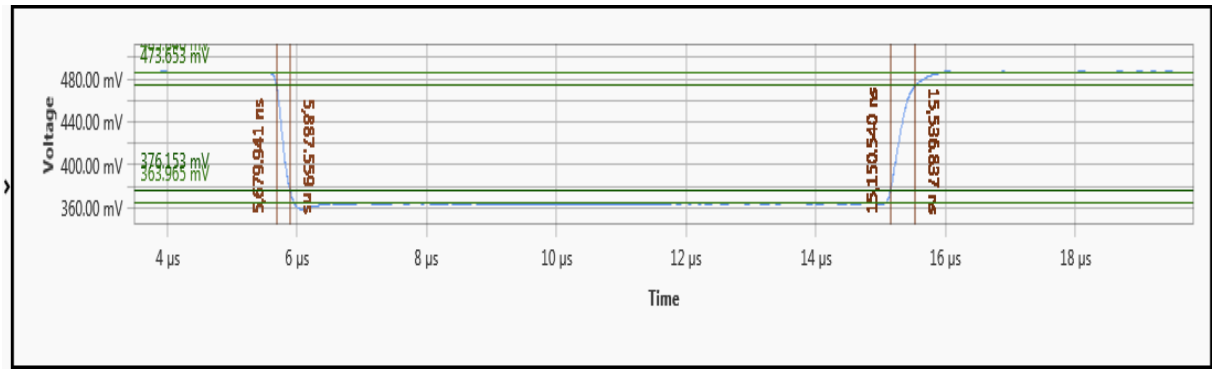

Analysis

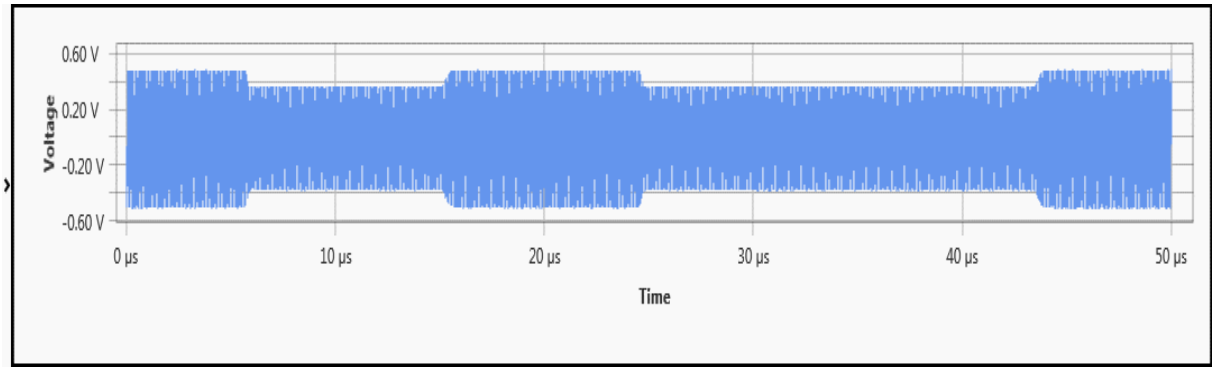

Trace

11-21 rue Hubble
Parc de la Haute borne
59650 Villeneuve d'Ascq – France
+33 320 746 630
smartcards@microprross.com

233. Test: TC_AN20_POL_NFCB_01.111 (330 Ω)

a. Test Case Information

Operator	*Default Operator*
Description	*This test verifies poller waveform characteristics.*
Testing Date	*2020-08-18T16:23*
Device Name	*TCL2*
Device Serial Number	*MP3.12.35.20*
Firmware version	*43.0*
Driver version	*1.29*
MPManager version	*3.6.4*
Test case status	*PASSED*

b. Test Log

TC_AN20_POL_NFCB_01.111 (330 Ω)

This test verifies poller waveform characteristics.

Parameters:

Device Configuration:

Poller: Device Under Test

NFC Forum Reference Device: Listener 3

Jumper Configuration:

Position J3 at position 3 (330 Ω)

Position: 111

Attempt 1

11-21 rue Hubble
Parc de la Haute borne
59650 Villeneuve d'Ascq – France
+33 320 746 630
smartcards@microprocss.com

Modulation envelope (pk-pk) = 742.155 mV

Value of Tf (0.194 µs) is in specifications limits ([0.000 µs, 1.180 µs|+/-0.147|]).

Value of Tr (0.392 µs) is in specifications limits ([0.000 µs, 0.784 µs|+/-0.147|]).

Value of mod (14.47 %) is in specifications limits ([8.00 %, 15.00 %|+/-1.00|]).

Value of hf (0.30) is in specifications limits ([0.00 , 35.79 |+/-0.50|]).

Value of hr (1.01) is in specifications limits ([0.00 , 13.22 |+/-0.50|]).

Waveform Respect Specification : OK

The waveform characteristics of the NFC-B modulation provided by the Polling Device under test, shall be compliant with the specification.

The waveform measurement of the Polling Device under test is compliant.

TC_AN20_POL_NFCB_01.111 (330 Ω) passed.

c. MPLog Traces

Trace 1: C:\Users\MICROPROSS\Desktop\Project\san\TS_MPM3_NFC Forum Analog_v3.2.1\NFC Forum Analog Test Suite\[Default Session] Traces\[_3][J3]TC_AN20_POL_NFCB_01.111 (330 Ω)[2020-08-18T162304]\Attempt 1\Trace.mplog

d. Pictures

11-21 rue Hubble
Parc de la Haute borne
59650 Villeneuve d'Ascq – France
+33 320 746 630
smartcards@microprossx.com

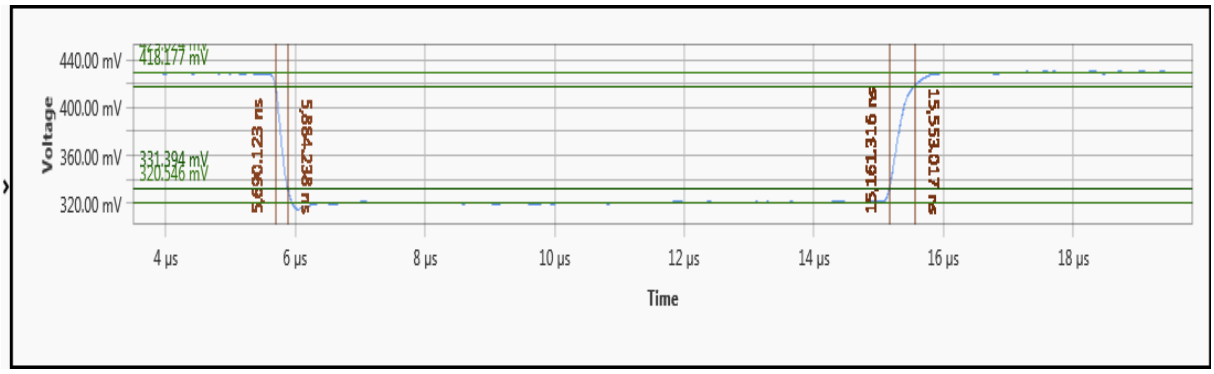

Analysis

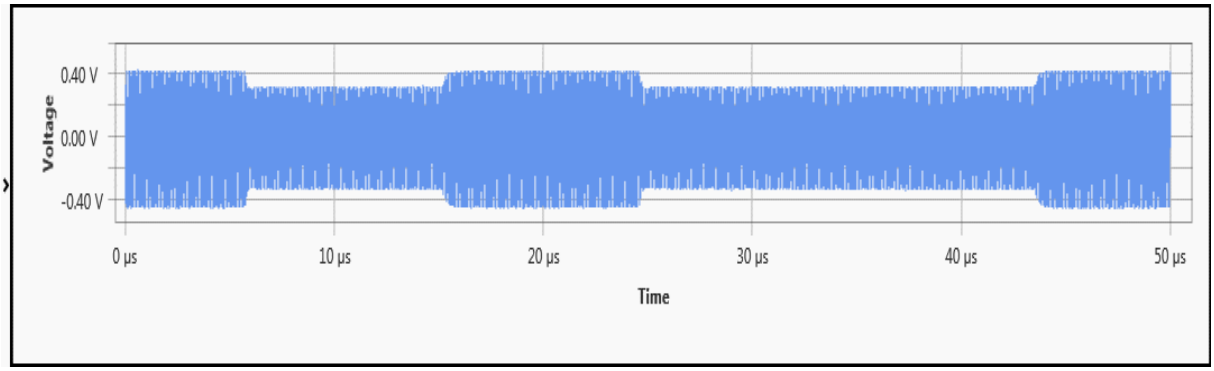

Trace

11-21 rue Hubble
Parc de la Haute borne
59650 Villeneuve d'Ascq – France
+33 320 746 630
smartcards@microprross.com

234. Test: TC_AN20_POL_NFCB_01.112 (330 Ω)

a. Test Case Information

Operator	*Default Operator*
Description	*This test verifies poller waveform characteristics.*
Testing Date	*2020-08-18T16:21*
Device Name	*TCL2*
Device Serial Number	*MP3.12.35.20*
Firmware version	*43.0*
Driver version	*1.29*
MPManager version	*3.6.4*
Test case status	*PASSED*

b. Test Log

TC_AN20_POL_NFCB_01.112 (330 Ω)

This test verifies poller waveform characteristics.

Parameters:

Device Configuration:

Poller: Device Under Test

NFC Forum Reference Device: Listener 3

Jumper Configuration:

Position J3 at position 3 (330 Ω)

Position: 112

Attempt 1

11-21 rue Hubble
Parc de la Haute borne
59650 Villeneuve d'Ascq – France
+33 320 746 630
smartcards@micropross.com

Modulation envelope (pk-pk) = 865.202 mV

Value of Tf (0.208 µs) is in specifications limits ([0.000 µs, 1.180 µs|+/-0.147|]).

Value of Tr (0.381 µs) is in specifications limits ([0.000 µs, 0.798 µs|+/-0.147|]).

Value of mod (14.29 %) is in specifications limits ([8.00 %, 15.00 %|+/-1.00|]).

Value of hf (0.00) is in specifications limits ([0.00 , 35.56 |+/-0.50|]).

Value of hr (0.94) is in specifications limits ([0.00 , 14.59 |+/-0.50|]).

Waveform Respect Specification : OK

The waveform characteristics of the NFC-B modulation provided by the Polling Device under test, shall be compliant with the specification.

The waveform measurement of the Polling Device under test is compliant.

TC_AN20_POL_NFCB_01.112 (330 Ω) passed.

c. MPLog Traces

Trace 1: C:\Users\MICROPROSS\Desktop\Project\san\TS_MPM3_NFC Forum Analog_v3.2.1\NFC Forum Analog Test Suite\[Default Session] Traces\[_3][J3]TC_AN20_POL_NFCB_01.112 (330 Ω)[2020-08-18T162135]\Attempt 1\Trace.mplog

d. Pictures

11-21 rue Hubble
Parc de la Haute borne
59650 Villeneuve d'Ascq – France
+33 320 746 630
smartcards@micropross.com

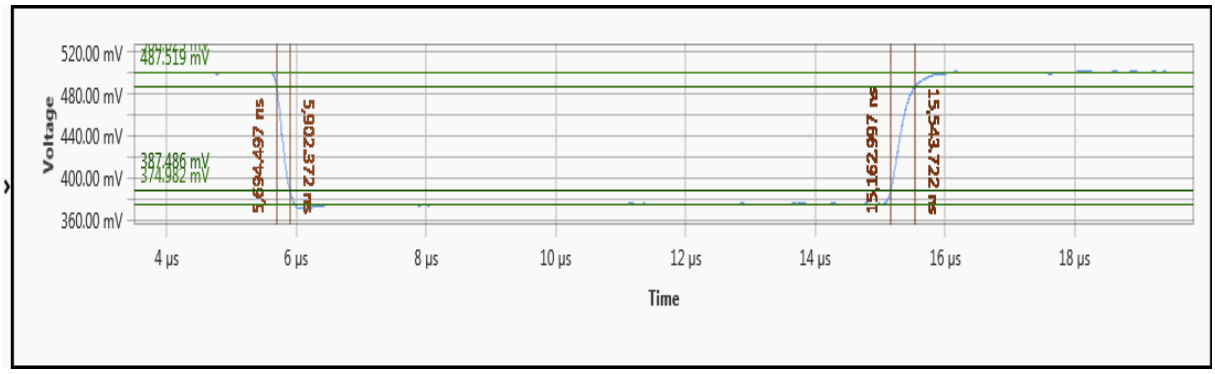

Analysis

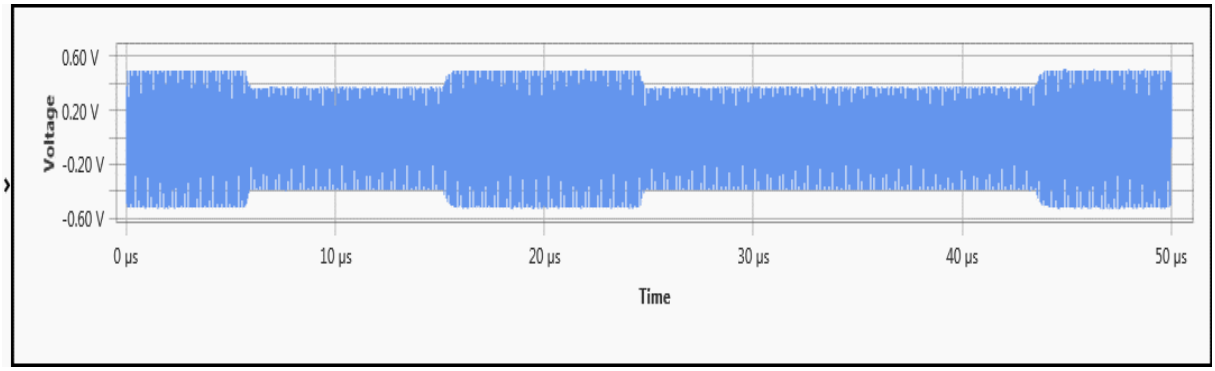

Trace

11-21 rue Hubble
Parc de la Haute borne
59650 Villeneuve d'Ascq – France
+33 320 746 630
smartcards@microprross.com

235. Test: TC_AN20_POL_NFCB_01.113 (330 Ω)

a. Test Case Information

Operator	*Default Operator*
Description	*This test verifies poller waveform characteristics.*
Testing Date	*2020-08-18T16:19*
Device Name	*TCL2*
Device Serial Number	*MP3.12.35.20*
Firmware version	*43.0*
Driver version	*1.29*
MPManager version	*3.6.4*
Test case status	*PASSED*

b. Test Log

TC_AN20_POL_NFCB_01.113 (330 Ω)

This test verifies poller waveform characteristics.

Parameters:

Device Configuration:

Poller: Device Under Test

NFC Forum Reference Device: Listener 3

Jumper Configuration:

Position J3 at position 3 (330 Ω)

Position: 113

Attempt 1

11-21 rue Hubble
Parc de la Haute borne
59650 Villeneuve d'Ascq – France
+33 320 746 630
smartcards@microprossss.com

Modulation envelope (pk-pk) = 743.859 mV

Value of Tf (0.198 µs) is in specifications limits ([0.000 µs, 1.180 µs|+/-0.147|]).

Value of Tr (0.376 µs) is in specifications limits ([0.000 µs, 0.788 µs|+/-0.147|]).

Value of mod (14.47 %) is in specifications limits ([8.00 %, 15.00 %|+/-1.00|]).

Value of hf (0.00) is in specifications limits ([0.00 , 35.73 |+/-0.50|]).

Value of hr (0.65) is in specifications limits ([0.00 , 15.14 |+/-0.50|]).

Waveform Respect Specification : OK

The waveform characteristics of the NFC-B modulation provided by the Polling Device under test, shall be compliant with the specification.

The waveform measurement of the Polling Device under test is compliant.

TC_AN20_POL_NFCB_01.113 (330 Ω) passed.

c. MPLog Traces

Trace 1: C:\Users\MICROPROSS\Desktop\Project\san\TS_MPM3_NFC Forum Analog_v3.2.1\NFC Forum Analog Test Suite\[Default Session] Traces\[_3][J3]TC_AN20_POL_NFCB_01.113 (330 Ω)[2020-08-18T161957]\Attempt 1\Trace.mplog

d. Pictures

11-21 rue Hubble
Parc de la Haute borne
59650 Villeneuve d'Ascq – France
+33 320 746 630
smartcards@micropross.com

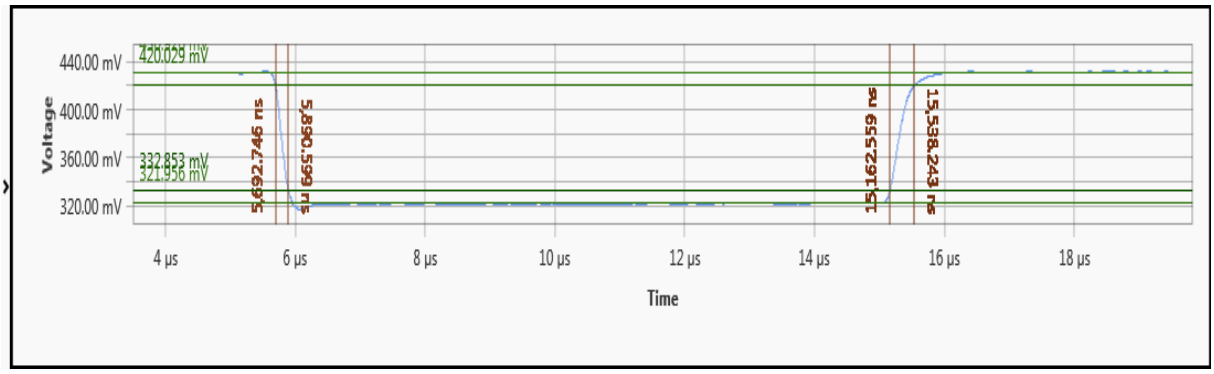

Analysis

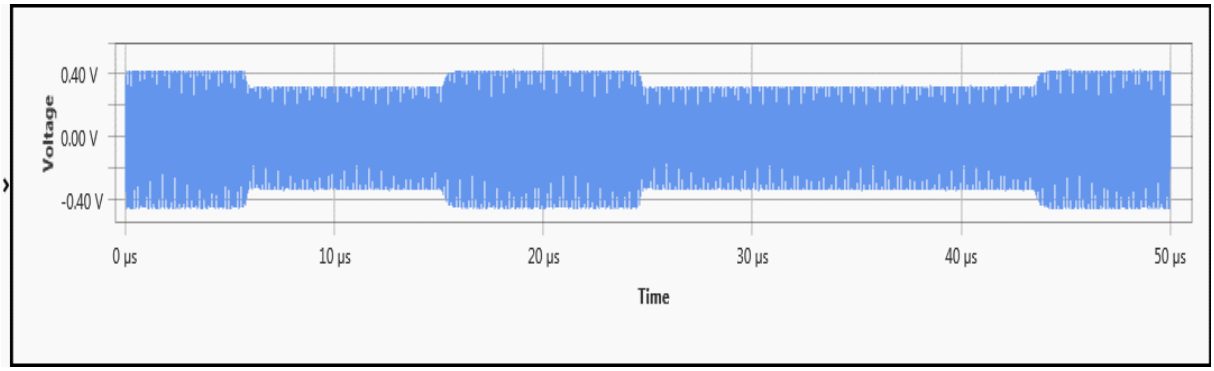

Trace

11-21 rue Hubble
Parc de la Haute borne
59650 Villeneuve d'Ascq – France
+33 320 746 630
smartcards@microprossx.com

236. Test: TC_AN20_POL_NFCB_01.120 (330 Ω)

a. Test Case Information

Operator	*Default Operator*
Description	*This test verifies poller waveform characteristics.*
Testing Date	*2020-08-18T16:18*
Device Name	*TCL2*
Device Serial Number	*MP3.12.35.20*
Firmware version	*43.0*
Driver version	*1.29*
MPManager version	*3.6.4*
Test case status	*PASSED*

b. Test Log

TC_AN20_POL_NFCB_01.120 (330 Ω)

This test verifies poller waveform characteristics.

Parameters:

Device Configuration:

Poller: Device Under Test

NFC Forum Reference Device: Listener 3

Jumper Configuration:

Position J3 at position 3 (330 Ω)

Position: 120

Attempt 1

11-21 rue Hubble
Parc de la Haute borne
59650 Villeneuve d'Ascq – France
+33 320 746 630
smartcards@microprocss.com

Modulation envelope (pk-pk) = 1,004.290 mV

Value of Tf (0.233 µs) is in specifications limits ([0.000 µs, 1.180 µs|+/-0.147|]).

Value of Tr (0.413 µs) is in specifications limits ([0.000 µs, 0.823 µs|+/-0.147|]).

Value of mod (13.91 %) is in specifications limits ([8.00 %, 15.00 %|+/-1.00|]).

Value of hf (0.00) is in specifications limits ([0.00 , 33.95 |+/-0.50|]).

Value of hr (0.90) is in specifications limits ([0.00 , 10.84 |+/-0.50|]).

Waveform Respect Specification : OK

The waveform characteristics of the NFC-B modulation provided by the Polling Device under test, shall be compliant with the specification.

The waveform measurement of the Polling Device under test is compliant.

TC_AN20_POL_NFCB_01.120 (330 Ω) passed.

c. MPLog Traces

Trace 1: C:\Users\MICROPROSS\Desktop\Project\san\TS_MPM3_NFC Forum Analog_v3.2.1\NFC Forum Analog Test Suite\[Default Session] Traces\[_3][J3]TC_AN20_POL_NFCB_01.120 (330 Ω)[2020-08-18T161816]\Attempt 1\Trace.mplog

d. Pictures

11-21 rue Hubble
Parc de la Haute borne
59650 Villeneuve d'Ascq – France
+33 320 746 630
smartcards@microprossx.com

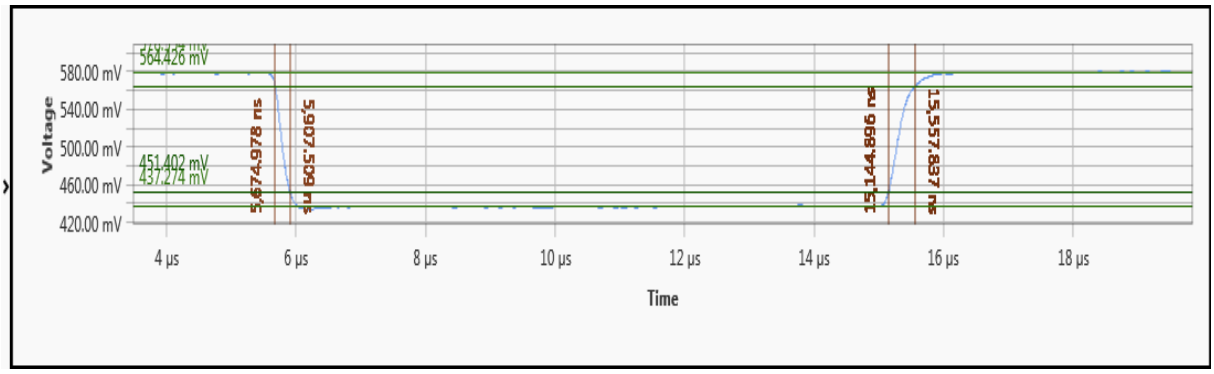

Analysis

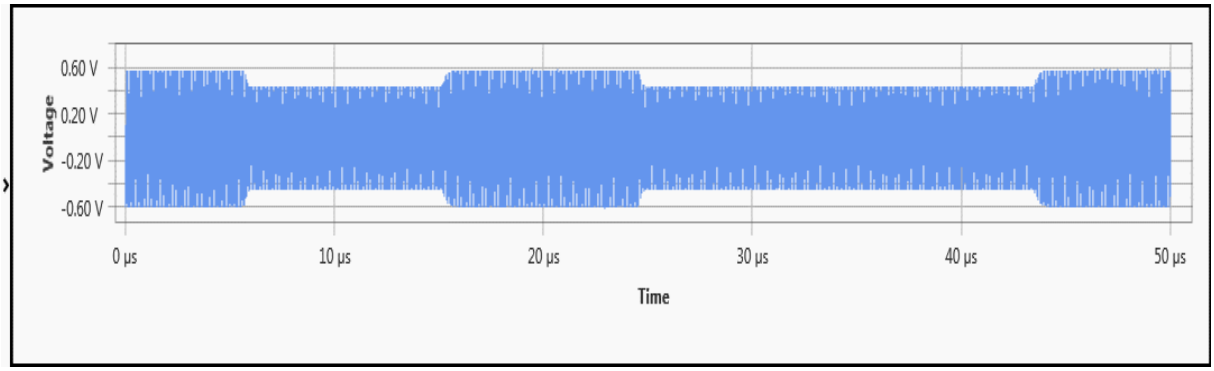

Trace

11-21 rue Hubble
Parc de la Haute borne
59650 Villeneuve d'Ascq – France
+33 320 746 630
smartcards@microprross.com

237. Test: TC_AN20_POL_NFCB_01.121 (330 Ω)

a. Test Case Information

Operator	*Default Operator*
Description	*This test verifies poller waveform characteristics.*
Testing Date	*2020-08-18T16:16*
Device Name	*TCL2*
Device Serial Number	*MP3.12.35.20*
Firmware version	*43.0*
Driver version	*1.29*
MPManager version	*3.6.4*
Test case status	*PASSED*

b. Test Log

TC_AN20_POL_NFCB_01.121 (330 Ω)

This test verifies poller waveform characteristics.

Parameters:

Device Configuration:

Poller: Device Under Test

NFC Forum Reference Device: Listener 3

Jumper Configuration:

Position J3 at position 3 (330 Ω)

Position: 121

Attempt 1

11-21 rue Hubble
Parc de la Haute borne
59650 Villeneuve d'Ascq – France
+33 320 746 630
smartcards@microprocss.com

Modulation envelope (pk-pk) = 618.404 mV

Value of Tf (0.206 µs) is in specifications limits ([0.000 µs, 1.180 µs|+/-0.147|]).

Value of Tr (0.388 µs) is in specifications limits ([0.000 µs, 0.796 µs|+/-0.147|]).

Value of mod (14.61 %) is in specifications limits ([8.00 %, 15.00 %|+/-1.00|]).

Value of hf (0.13) is in specifications limits ([0.00 , 35.60 |+/-0.50|]).

Value of hr (0.87) is in specifications limits ([0.00 , 13.68 |+/-0.50|]).

Waveform Respect Specification : OK

The waveform characteristics of the NFC-B modulation provided by the Polling Device under test, shall be compliant with the specification.

The waveform measurement of the Polling Device under test is compliant.

TC_AN20_POL_NFCB_01.121 (330 Ω) passed.

c. MPLog Traces

Trace 1: C:\Users\MICROPROSS\Desktop\Project\san\TS_MPM3_NFC Forum Analog_v3.2.1\NFC Forum Analog Test Suite\[Default Session] Traces\[_3][J3]TC_AN20_POL_NFCB_01.121 (330 Ω)[2020-08-18T161632]\Attempt 1\Trace.mplog

d. Pictures

11-21 rue Hubble
Parc de la Haute borne
59650 Villeneuve d'Ascq – France
+33 320 746 630
smartcards@micropross.com

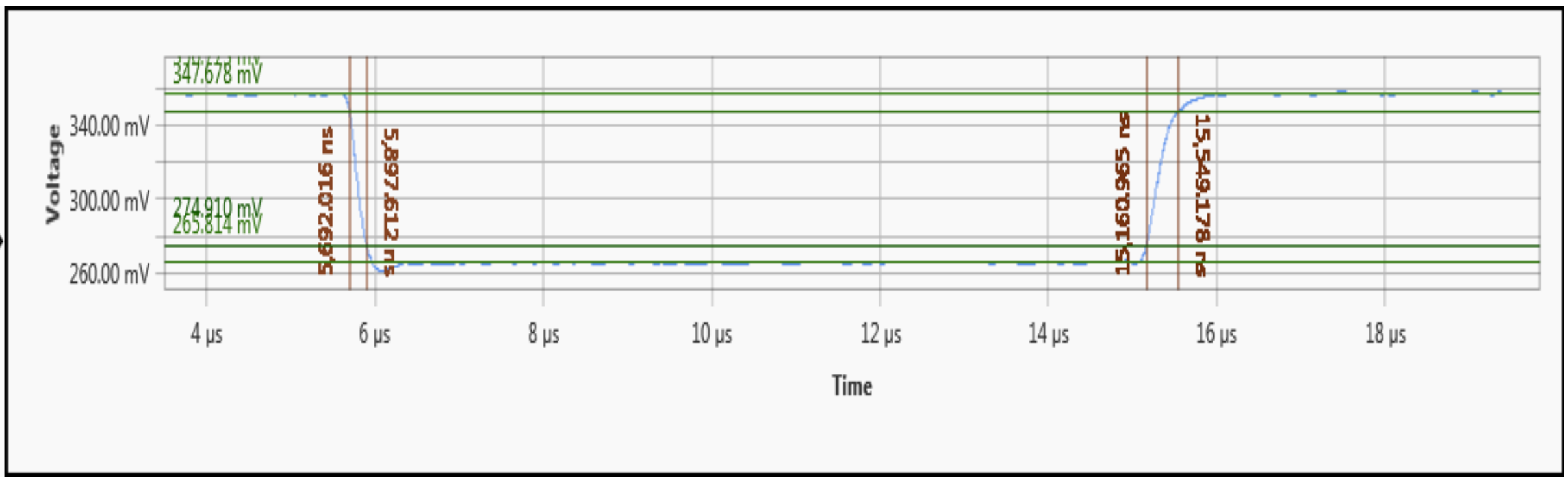

Analysis

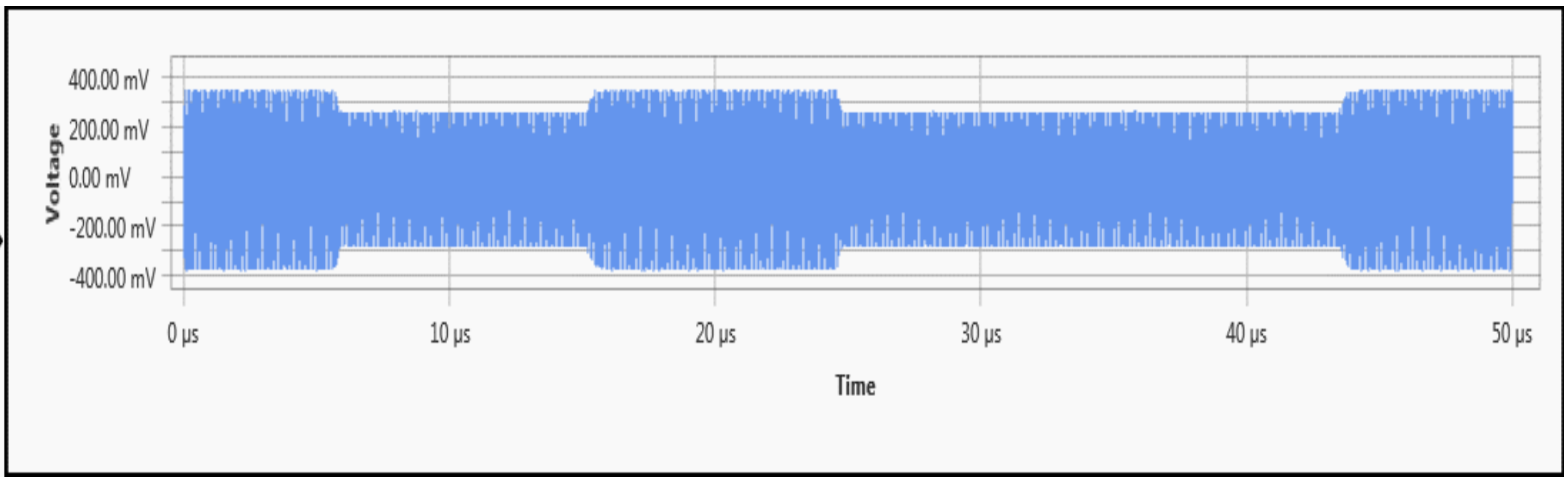

Trace

11-21 rue Hubble
Parc de la Haute borne
59650 Villeneuve d'Ascq – France
+33 320 746 630
smartcards@microprossx.com

238. Test: TC_AN20_POL_NFCB_01.122 (330 Ω)

a. Test Case Information

Operator	*Default Operator*
Description	*This test verifies poller waveform characteristics.*
Testing Date	*2020-08-18T16:14*
Device Name	*TCL2*
Device Serial Number	*MP3.12.35.20*
Firmware version	*43.0*
Driver version	*1.29*
MPManager version	*3.6.4*
Test case status	*PASSED*

b. Test Log

TC_AN20_POL_NFCB_01.122 (330 Ω)

This test verifies poller waveform characteristics.

Parameters:

Device Configuration:

Poller: Device Under Test

NFC Forum Reference Device: Listener 3

Jumper Configuration:

Position J3 at position 3 (330 Ω)

Position: 122

Attempt 1

11-21 rue Hubble
Parc de la Haute borne
59650 Villeneuve d'Ascq – France
+33 320 746 630
smartcards@micropross.com

Modulation envelope (pk-pk) = 1,022.858 mV

Value of Tf (0.237 µs) is in specifications limits ([0.000 µs, 1.180 µs|+/-0.147|]).

Value of Tr (0.408 µs) is in specifications limits ([0.000 µs, 0.827 µs|+/-0.147|]).

Value of mod (13.85 %) is in specifications limits ([8.00 %, 15.00 %|+/-1.00|]).

Value of hf (0.14) is in specifications limits ([0.00 , 33.46 |+/-0.50|]).

Value of hr (0.89) is in specifications limits ([0.00 , 11.43 |+/-0.50|]).

Waveform Respect Specification : OK

The waveform characteristics of the NFC-B modulation provided by the Polling Device under test, shall be compliant with the specification.

The waveform measurement of the Polling Device under test is compliant.

TC_AN20_POL_NFCB_01.122 (330 Ω) passed.

c. MPLog Traces

Trace 1: C:\Users\MICROPROSS\Desktop\Project\san\TS_MPM3_NFC Forum Analog_v3.2.1\NFC Forum Analog Test Suite\[Default Session] Traces\[_3][J3]TC_AN20_POL_NFCB_01.122 (330 Ω)[2020-08-18T161459]\Attempt 1\Trace.mplog

d. Pictures

11-21 rue Hubble
Parc de la Haute borne
59650 Villeneuve d'Ascq – France
+33 320 746 630
smartcards@microprossx.com

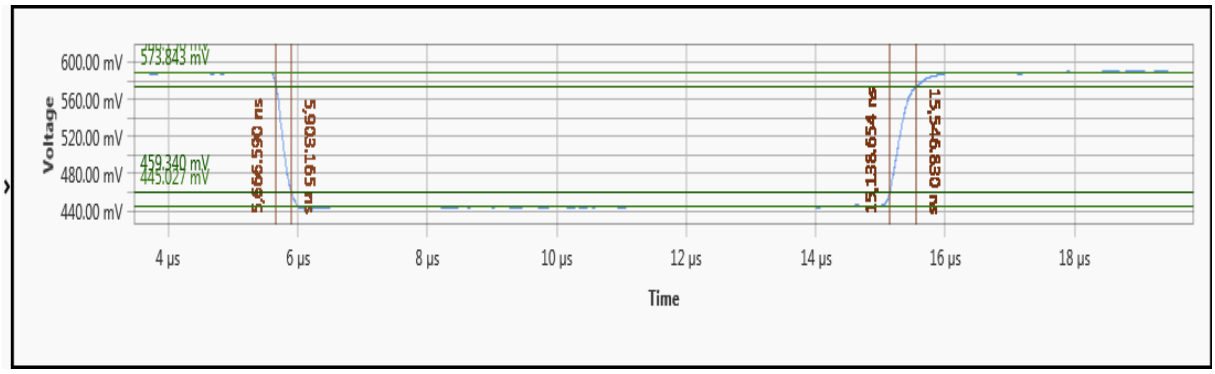

Analysis

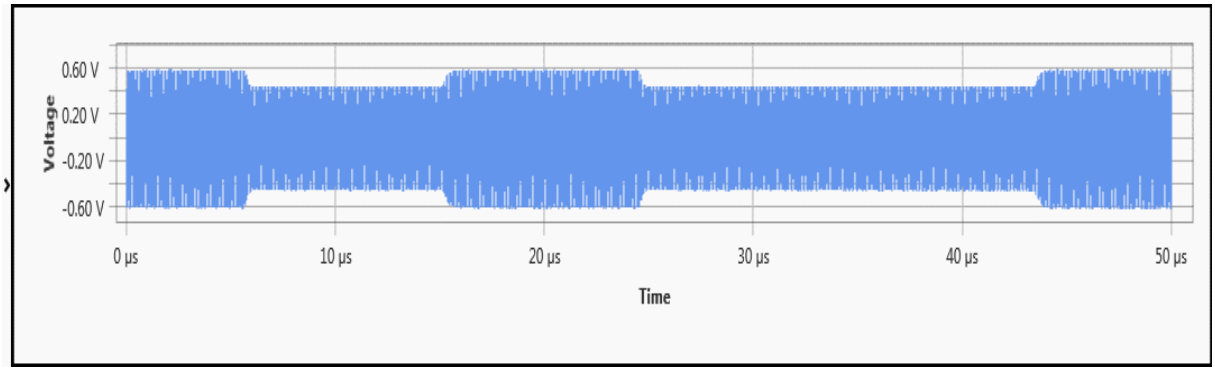

Trace

11-21 rue Hubble
Parc de la Haute borne
59650 Villeneuve d'Ascq – France
+33 320 746 630
smartcards@microprross.com

239. Test: TC_AN20_POL_NFCB_01.123 (330 Ω)

a. Test Case Information

Operator	*Default Operator*
Description	*This test verifies poller waveform characteristics.*
Testing Date	*2020-08-18T16:13*
Device Name	*TCL2*
Device Serial Number	*MP3.12.35.20*
Firmware version	*43.0*
Driver version	*1.29*
MPManager version	*3.6.4*
Test case status	*PASSED*

b. Test Log

TC_AN20_POL_NFCB_01.123 (330 Ω)

This test verifies poller waveform characteristics.

Parameters:

Device Configuration:

Poller: Device Under Test

NFC Forum Reference Device: Listener 3

Jumper Configuration:

Position J3 at position 3 (330 Ω)

Position: 123

Attempt 1

11-21 rue Hubble
Parc de la Haute borne
59650 Villeneuve d'Ascq – France
+33 320 746 630
smartcards@microprocss.com

Modulation envelope (pk-pk) = 612.880 mV

Value of Tf (0.211 µs) is in specifications limits ([0.000 µs, 1.180 µs|+/-0.147|]).

Value of Tr (0.392 µs) is in specifications limits ([0.000 µs, 0.801 µs|+/-0.147|]).

Value of mod (14.51 %) is in specifications limits ([8.00 %, 15.00 %|+/-1.00|]).

Value of hf (0.08) is in specifications limits ([0.00 , 35.51 |+/-0.50|]).

Value of hr (0.72) is in specifications limits ([0.00 , 13.20 |+/-0.50|]).

Waveform Respect Specification : OK

The waveform characteristics of the NFC-B modulation provided by the Polling Device under test, shall be compliant with the specification.

The waveform measurement of the Polling Device under test is compliant.

TC_AN20_POL_NFCB_01.123 (330 Ω) passed.

c. MPLog Traces

Trace 1: C:\Users\MICROPROSS\Desktop\Project\san\TS_MPM3_NFC Forum Analog_v3.2.1\NFC Forum Analog Test Suite\[Default Session] Traces\[_3][J3]TC_AN20_POL_NFCB_01.123 (330 Ω)[2020-08-18T161327]\Attempt 1\Trace.mplog

d. Pictures

11-21 rue Hubble
Parc de la Haute borne
59650 Villeneuve d'Ascq – France
+33 320 746 630
smartcards@microprossl.com

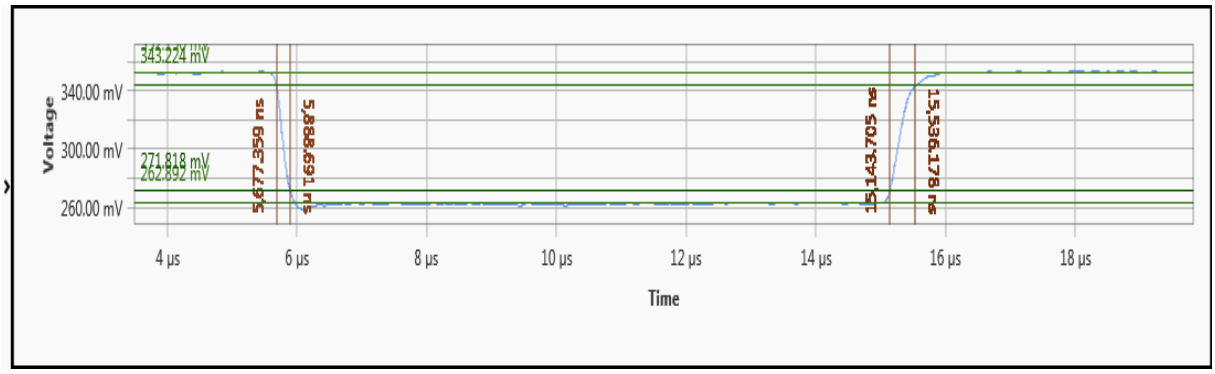

Analysis

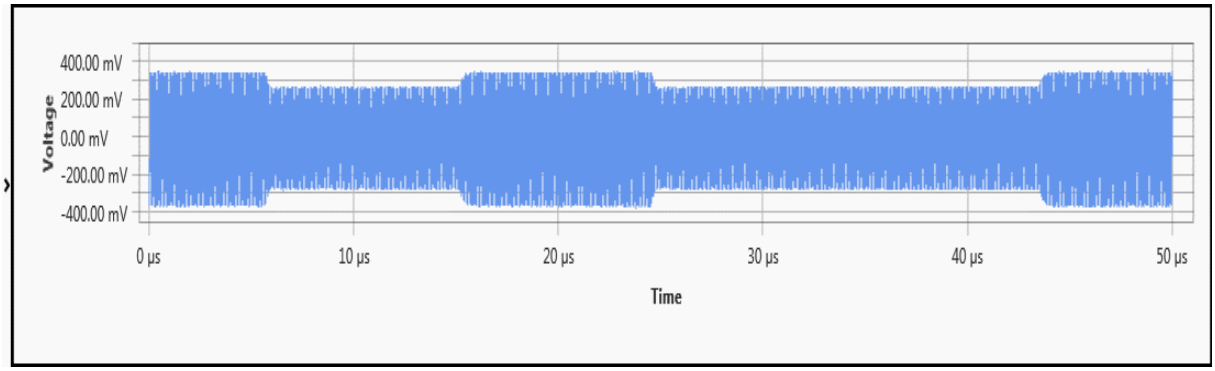

Trace

11-21 rue Hubble
Parc de la Haute borne
59650 Villeneuve d'Ascq – France
+33 320 746 630
smartcards@microprocess.com

240. Test: TC_AN20_POL_NFCA_02.000 (Minimum Vs,ov)

a. Test Case Information

Operator	*Default Operator*
Description	*This test verifies load modulation amplitude reception test. It is needed to have all position of the PowerTransferMeasurement (TC_AN20_POL_UND_01) with the result PASS. And then process the Load Modulation Setup*
Testing Date	*2020-08-18T15:38*
Device Name	*TCL2*
Device Serial Number	*MP3.12.35.20*
Firmware version	*43.0*
Driver version	*1.29*
MPManager version	*3.6.4*
Test case status	*PASSED*

b. Test Log

TC_AN20_POL_NFCA_02.000 (Minimum Vs,ov)

This test verifies load modulation amplitude reception test.

It is needed to have all position of the PowerTransferMeasurement (TC_AN20_POL_UND_01) with the result PASS.

And then process the Load Modulation Setup

Parameters:

Power Transfer (VS,OV): In the range between min and max VOV

Carrier frequency (fS,C): Nominal

Load Modulation (Vs,lma): Minimum, Maximum

11-21 rue Hubble
Parc de la Haute borne
59650 Villeneuve d'Ascq – France
+33 320 746 630
smartcards@microprocss.com

Modulation: Nominal

Device Configuration:

Poller: Device Under Test

NFC Forum Reference Device: Listener 3

Jumper Configuration:

Position J3 at position 3 (330 Ω)

Load Modulation (Vs,lma): Minimum

NFC-A _106 Minimal Vs,lma For Listener 3 and Poller 0

Position: 000

Attempt 1

VSet Vs,lma Minimum for Vs,ov = 5.29585

Execute exchange

Using Scenario from Activity 1.1

The scenario is compliant with specifications

The Polling Device under test shall function properly in each test condition.

The Load Modulation Amplitude Reception of the Polling Device under test is compliant.

TC_AN20_POL_NFCA_02.000 (Minimum Vs,ov) passed.

11-21 rue Hubble
Parc de la Haute borne
59650 Villeneuve d'Ascq – France
+33 320 746 630
smartcards@microprossss.com

c. MPLog Traces

Trace 1: C:\Users\MICROPROSS\Desktop\Project\san\TS_MPM3_NFC Forum Analog_v3.2.1\NFC Forum Analog Test Suite\[Default Session] Traces\[_3][J3]TC_AN20_POL_NFCA_02.000 (Minimum Vs,ov)[2020-08-18T153828]\Attempt 1\Trace.mplog

d. Pictures

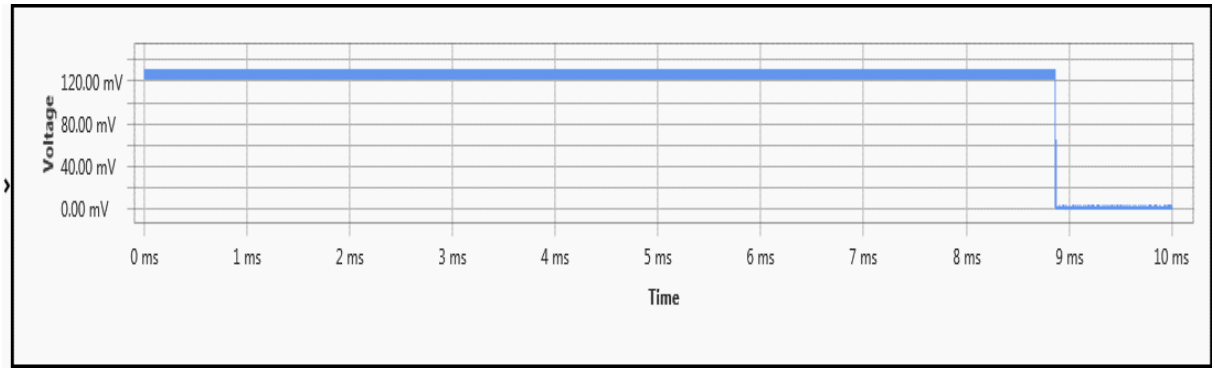

Picture

11-21 rue Hubble
Parc de la Haute borne
59650 Villeneuve d'Ascq – France
+33 320 746 630
smartcards@microprocss.com

241. Test: TC_AN20_POL_NFCA_02.010 (Minimum Vs,ov)

a. Test Case Information

Operator	*Default Operator*
Description	*This test verifies load modulation amplitude reception test. It is needed to have all position of the PowerTransferMeasurement (TC_AN20_POL_UND_01) with the result PASS. And then process the Load Modulation Setup*
Testing Date	*2020-08-18T15:41*
Device Name	*TCL2*
Device Serial Number	*MP3.12.35.20*
Firmware version	*43.0*
Driver version	*1.29*
MPManager version	*3.6.4*
Test case status	*PASSED*

b. Test Log

TC_AN20_POL_NFCA_02.010 (Minimum Vs,ov)

This test verifies load modulation amplitude reception test.

It is needed to have all position of the PowerTransferMeasurement (TC_AN20_POL_UND_01) with the result PASS.

And then process the Load Modulation Setup

Parameters:

Power Transfer (VS,OV): In the range between min and max VOV

Carrier frequency (fS,C): Nominal

Load Modulation (Vs,lma): Minimum, Maximum

11-21 rue Hubble
Parc de la Haute borne
59650 Villeneuve d'Ascq – France
+33 320 746 630
smartcards@microprocss.com

Modulation: Nominal

Device Configuration:

Poller: Device Under Test

NFC Forum Reference Device: Listener 3

Jumper Configuration:

Position J3 at position 3 (330 Ω)

Load Modulation (Vs,lma): Minimum

NFC-A _106 Minimal Vs,lma For Listener 3 and Poller 0

Position: 010

Attempt 1

VSet Vs,lma Minimum for Vs,ov = 5.29585

Execute exchange

Using Scenario from Activity 1.1

The scenario is compliant with specifications

The Polling Device under test shall function properly in each test condition.

The Load Modulation Amplitude Reception of the Polling Device under test is compliant.

TC_AN20_POL_NFCA_02.010 (Minimum Vs,ov) passed.

11-21 rue Hubble
Parc de la Haute borne
59650 Villeneuve d'Ascq – France
+33 320 746 630
smartcards@microprocss.com

c. MPLog Traces

Trace 1: C:\Users\MICROPROSS\Desktop\Project\san\TS_MPM3_NFC Forum Analog_v3.2.1\NFC Forum Analog Test Suite\[Default Session] Traces\[_3][J3]TC_AN20_POL_NFCA_02.010 (Minimum Vs,ov)[2020-08-18T154121]\Attempt 1\Trace.mplog

d. Pictures

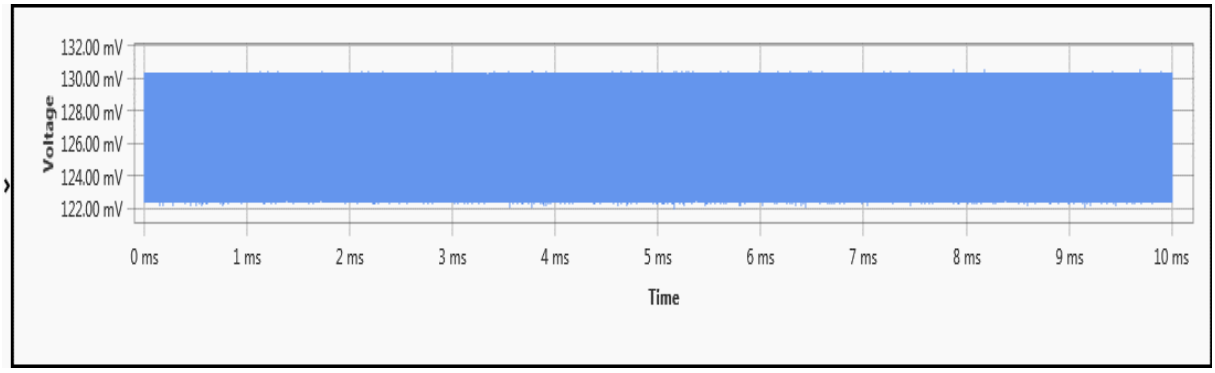

Picture

11-21 rue Hubble
Parc de la Haute borne
59650 Villeneuve d'Ascq – France
+33 320 746 630
smartcards@microprocss.com

242. Test: TC_AN20_POL_NFCA_02.011 (Minimum Vs,ov)

a. Test Case Information

Operator	*Default Operator*
Description	*This test verifies load modulation amplitude reception test. It is needed to have all position of the PowerTransferMeasurement (TC_AN20_POL_UND_01) with the result PASS. And then process the Load Modulation Setup*
Testing Date	*2020-08-18T15:44*
Device Name	*TCL2*
Device Serial Number	*MP3.12.35.20*
Firmware version	*43.0*
Driver version	*1.29*
MPManager version	*3.6.4*
Test case status	*PASSED*

b. Test Log

TC_AN20_POL_NFCA_02.011 (Minimum Vs,ov)

This test verifies load modulation amplitude reception test.

It is needed to have all position of the PowerTransferMeasurement (TC_AN20_POL_UND_01) with the result PASS.

And then process the Load Modulation Setup

Parameters:

Power Transfer (VS,OV): In the range between min and max VOV

Carrier frequency (fS,C): Nominal

Load Modulation (Vs,lma): Minimum, Maximum

11-21 rue Hubble
Parc de la Haute borne
59650 Villeneuve d'Ascq – France
+33 320 746 630
smartcards@microprocss.com

Modulation: Nominal

Device Configuration:

Poller: Device Under Test

NFC Forum Reference Device: Listener 3

Jumper Configuration:

Position J3 at position 3 (330 Ω)

Load Modulation (Vs,lma): Minimum

NFC-A _106 Minimal Vs,lma For Listener 3 and Poller 0

Position: 011

Attempt 1

VSet Vs,lma Minimum for Vs,ov = 5.29585

Execute exchange

Using Scenario from Activity 1.1

The scenario is compliant with specifications

The Polling Device under test shall function properly in each test condition.

The Load Modulation Amplitude Reception of the Polling Device under test is compliant.

TC_AN20_POL_NFCA_02.011 (Minimum Vs,ov) passed.

11-21 rue Hubble
Parc de la Haute borne
59650 Villeneuve d'Ascq – France
+33 320 746 630
smartcards@microprossx.com

c. MPLog Traces

Trace 1: C:\Users\MICROPROSS\Desktop\Project\san\TS_MPM3_NFC Forum Analog_v3.2.1\NFC Forum Analog Test Suite\[Default Session] Traces\[_3][J3]TC_AN20_POL_NFCA_02.011 (Minimum Vs,ov)[2020-08-18T154423]\Attempt 1\Trace.mplog

d. Pictures

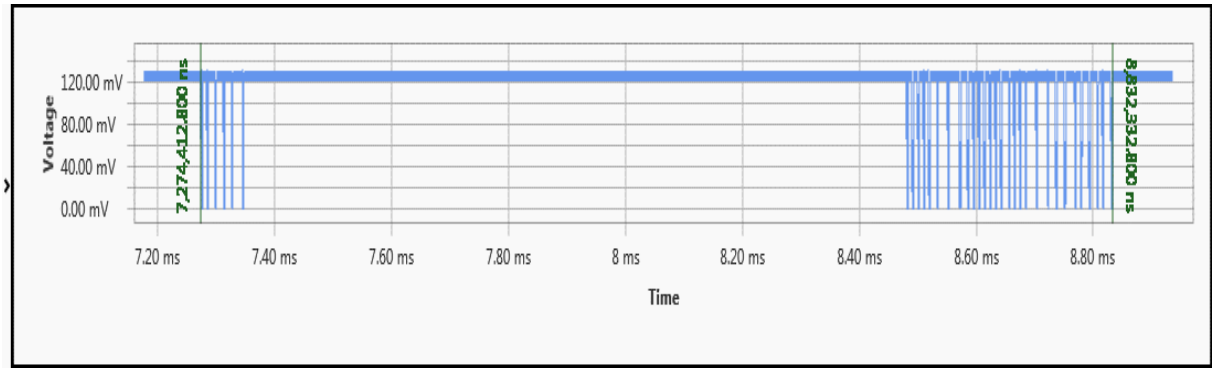

Picture

11-21 rue Hubble
Parc de la Haute borne
59650 Villeneuve d'Ascq – France
+33 320 746 630
smartcards@microprocess.com

243. Test: TC_AN20_POL_NFCA_02.012 (Minimum Vs,ov)

a. Test Case Information

Operator	*Default Operator*
Description	*This test verifies load modulation amplitude reception test. It is needed to have all position of the PowerTransferMeasurement (TC_AN20_POL_UND_01) with the result PASS. And then process the Load Modulation Setup*
Testing Date	*2020-08-18T15:46*
Device Name	*TCL2*
Device Serial Number	*MP3.12.35.20*
Firmware version	*43.0*
Driver version	*1.29*
MPManager version	*3.6.4*
Test case status	*PASSED*

b. Test Log

TC_AN20_POL_NFCA_02.012 (Minimum Vs,ov)

This test verifies load modulation amplitude reception test.

It is needed to have all position of the PowerTransferMeasurement (TC_AN20_POL_UND_01) with the result PASS.

And then process the Load Modulation Setup

Parameters:

Power Transfer (VS,OV): In the range between min and max VOV

Carrier frequency (fS,C): Nominal

Load Modulation (Vs,lma): Minimum, Maximum

11-21 rue Hubble
Parc de la Haute borne
59650 Villeneuve d'Ascq – France
+33 320 746 630
smartcards@microprocss.com

Modulation: Nominal

Device Configuration:

Poller: Device Under Test

NFC Forum Reference Device: Listener 3

Jumper Configuration:

Position J3 at position 3 (330 Ω)

Load Modulation (Vs,lma): Minimum

NFC-A _106 Minimal Vs,lma For Listener 3 and Poller 0

Position: 012

Attempt 1

VSet Vs,lma Minimum for Vs,ov = 5.29585

Execute exchange

Using Scenario from Activity 1.1

The scenario is compliant with specifications

The Polling Device under test shall function properly in each test condition.

The Load Modulation Amplitude Reception of the Polling Device under test is compliant.

TC_AN20_POL_NFCA_02.012 (Minimum Vs,ov) passed.

11-21 rue Hubble
Parc de la Haute borne
59650 Villeneuve d'Ascq – France
+33 320 746 630
smartcards@microprossx.com

c. MPLog Traces

Trace 1: C:\Users\MICROPROSS\Desktop\Project\san\TS_MPM3_NFC Forum Analog_v3.2.1\NFC Forum Analog Test Suite\[Default Session] Traces\[_3][J3]TC_AN20_POL_NFCA_02.012 (Minimum Vs,ov)[2020-08-18T154633]\Attempt 1\Trace.mplog

d. Pictures

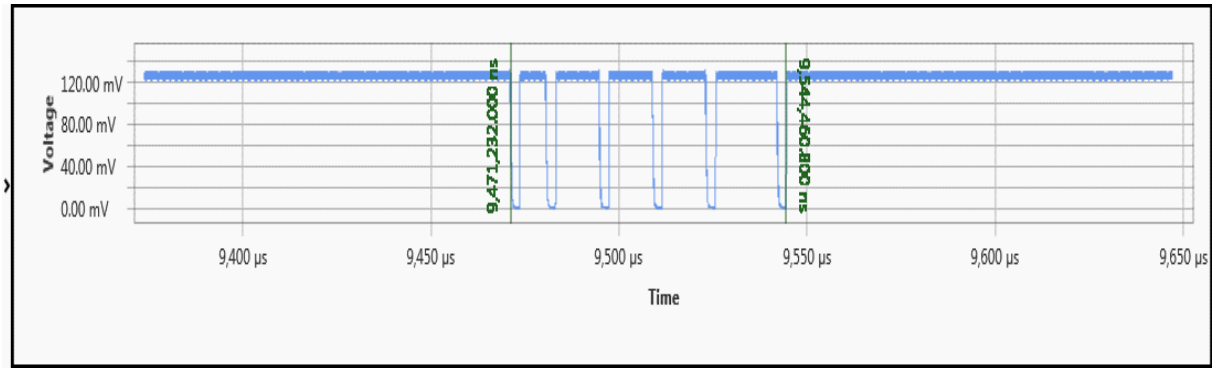

Picture

11-21 rue Hubble
Parc de la Haute borne
59650 Villeneuve d'Ascq – France
+33 320 746 630
smartcards@microprocess.com

244. Test: TC_AN20_POL_NFCA_02.013 (Minimum Vs,ov)

a. Test Case Information

Operator	*Default Operator*
Description	*This test verifies load modulation amplitude reception test. It is needed to have all position of the PowerTransferMeasurement (TC_AN20_POL_UND_01) with the result PASS. And then process the Load Modulation Setup*
Testing Date	*2020-08-18T15:49*
Device Name	*TCL2*
Device Serial Number	*MP3.12.35.20*
Firmware version	*43.0*
Driver version	*1.29*
MPManager version	*3.6.4*
Test case status	*PASSED*

b. Test Log

TC_AN20_POL_NFCA_02.013 (Minimum Vs,ov)

This test verifies load modulation amplitude reception test.

It is needed to have all position of the PowerTransferMeasurement (TC_AN20_POL_UND_01) with the result PASS.

And then process the Load Modulation Setup

Parameters:

Power Transfer (VS,OV): In the range between min and max VOV

Carrier frequency (fS,C): Nominal

Load Modulation (Vs,lma): Minimum, Maximum

11-21 rue Hubble
Parc de la Haute borne
59650 Villeneuve d'Ascq – France
+33 320 746 630
smartcards@microprocss.com

Modulation: Nominal

Device Configuration:

Poller: Device Under Test

NFC Forum Reference Device: Listener 3

Jumper Configuration:

Position J3 at position 3 (330 Ω)

Load Modulation (Vs,lma): Minimum

NFC-A _106 Minimal Vs,lma For Listener 3 and Poller 0

Position: 013

Attempt 1

VSet Vs,lma Minimum for Vs,ov = 5.29585

Execute exchange

Using Scenario from Activity 1.1

The scenario is compliant with specifications

The Polling Device under test shall function properly in each test condition.

The Load Modulation Amplitude Reception of the Polling Device under test is compliant.

TC_AN20_POL_NFCA_02.013 (Minimum Vs,ov) passed.

11-21 rue Hubble
Parc de la Haute borne
59650 Villeneuve d'Ascq – France
+33 320 746 630
smartcards@microprocess.com

c. MPLog Traces

Trace 1: C:\Users\MICROPROSS\Desktop\Project\san\TS_MPM3_NFC Forum Analog_v3.2.1\NFC Forum Analog Test Suite\[Default Session] Traces\[_3][J3]TC_AN20_POL_NFCA_02.013 (Minimum Vs,ov)[2020-08-18T154901]\Attempt 1\Trace.mplog

d. Pictures

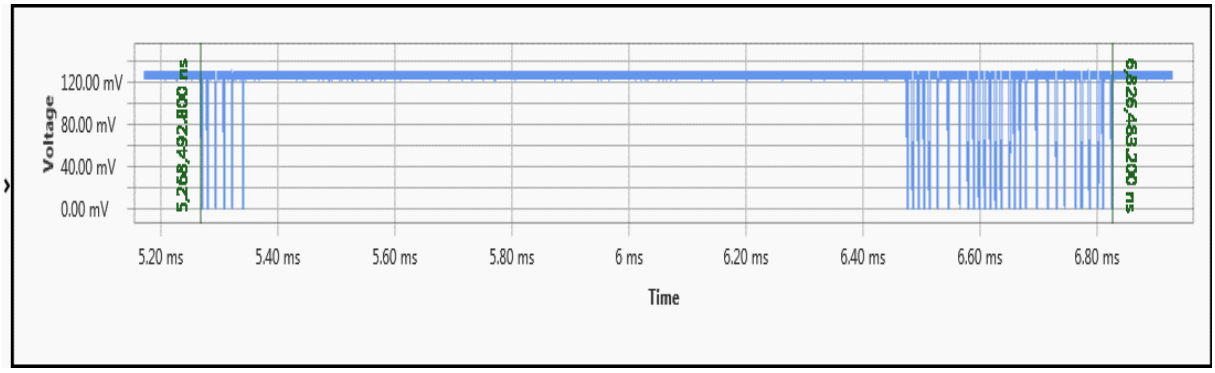

Picture

11-21 rue Hubble
Parc de la Haute borne
59650 Villeneuve d'Ascq – France
+33 320 746 630
smartcards@microprocess.com

245. Test: TC_AN20_POL_NFCA_02.100 (Minimum Vs,ov)

a. Test Case Information

Operator	*Default Operator*
Description	*This test verifies load modulation amplitude reception test. It is needed to have all position of the PowerTransferMeasurement (TC_AN20_POL_UND_01) with the result PASS. And then process the Load Modulation Setup*
Testing Date	*2020-08-18T15:51*
Device Name	*TCL2*
Device Serial Number	*MP3.12.35.20*
Firmware version	*43.0*
Driver version	*1.29*
MPManager version	*3.6.4*
Test case status	*PASSED*

b. Test Log

TC_AN20_POL_NFCA_02.100 (Minimum Vs,ov)

This test verifies load modulation amplitude reception test.

It is needed to have all position of the PowerTransferMeasurement (TC_AN20_POL_UND_01) with the result PASS.

And then process the Load Modulation Setup

Parameters:

Power Transfer (VS,OV): In the range between min and max VOV

Carrier frequency (fS,C): Nominal

Load Modulation (Vs,lma): Minimum, Maximum

11-21 rue Hubble
Parc de la Haute borne
59650 Villeneuve d'Ascq – France
+33 320 746 630
smartcards@microprocss.com

Modulation: Nominal

Device Configuration:

Poller: Device Under Test

NFC Forum Reference Device: Listener 3

Jumper Configuration:

Position J3 at position 3 (330 Ω)

Load Modulation (Vs,lma): Minimum

NFC-A _106 Minimal Vs,lma For Listener 3 and Poller 0

Position: 100

Attempt 1

VSet Vs,lma Minimum for Vs,ov = 5.29585

Execute exchange

Using Scenario from Activity 1.1

The scenario is compliant with specifications

The Polling Device under test shall function properly in each test condition.

The Load Modulation Amplitude Reception of the Polling Device under test is compliant.

TC_AN20_POL_NFCA_02.100 (Minimum Vs,ov) passed.

11-21 rue Hubble
Parc de la Haute borne
59650 Villeneuve d'Ascq – France
+33 320 746 630
smartcards@microprossx.com

c. MPLog Traces

Trace 1: C:\Users\MICROPROSS\Desktop\Project\san\TS_MPM3_NFC Forum Analog_v3.2.1\NFC Forum Analog Test Suite\[Default Session] Traces\[_3][J3]TC_AN20_POL_NFCA_02.100 (Minimum Vs,ov)[2020-08-18T155125]\Attempt 1\Trace.mplog

d. Pictures

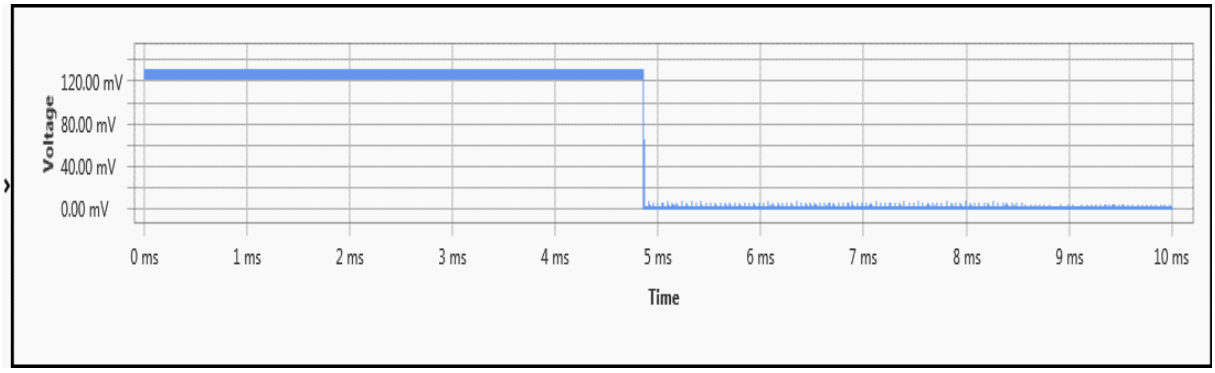

Picture

11-21 rue Hubble
Parc de la Haute borne
59650 Villeneuve d'Ascq – France
+33 320 746 630
smartcards@microprocess.com

246. Test: TC_AN20_POL_NFCA_02.110 (Minimum Vs,ov)

a. Test Case Information

Operator	*Default Operator*
Description	*This test verifies load modulation amplitude reception test. It is needed to have all position of the PowerTransferMeasurement (TC_AN20_POL_UND_01) with the result PASS. And then process the Load Modulation Setup*
Testing Date	*2020-08-18T15:53*
Device Name	*TCL2*
Device Serial Number	*MP3.12.35.20*
Firmware version	*43.0*
Driver version	*1.29*
MPManager version	*3.6.4*
Test case status	*PASSED*

b. Test Log

TC_AN20_POL_NFCA_02.110 (Minimum Vs,ov)

This test verifies load modulation amplitude reception test.

It is needed to have all position of the PowerTransferMeasurement (TC_AN20_POL_UND_01) with the result PASS.

And then process the Load Modulation Setup

Parameters:

Power Transfer (VS,OV): In the range between min and max VOV

Carrier frequency (fS,C): Nominal

Load Modulation (Vs,lma): Minimum, Maximum

11-21 rue Hubble
Parc de la Haute borne
59650 Villeneuve d'Ascq – France
+33 320 746 630
smartcards@microprocess.com

Modulation: Nominal

Device Configuration:

Poller: Device Under Test

NFC Forum Reference Device: Listener 3

Jumper Configuration:

Position J3 at position 3 (330 Ω)

Load Modulation (Vs,lma): Minimum

NFC-A _106 Minimal Vs,lma For Listener 3 and Poller 0

Position: 110

Attempt 1

VSet Vs,lma Minimum for Vs,ov = 5.29585

Execute exchange

Using Scenario from Activity 1.1

The scenario is compliant with specifications

The Polling Device under test shall function properly in each test condition.

The Load Modulation Amplitude Reception of the Polling Device under test is compliant.

TC_AN20_POL_NFCA_02.110 (Minimum Vs,ov) passed.

11-21 rue Hubble
Parc de la Haute borne
59650 Villeneuve d'Ascq – France
+33 320 746 630
smartcards@micropross.com

c. MPLog Traces

Trace 1: C:\Users\MICROPROSS\Desktop\Project\san\TS_MPM3_NFC Forum Analog_v3.2.1\NFC Forum Analog Test Suite\[Default Session] Traces\[_3][J3]TC_AN20_POL_NFCA_02.110 (Minimum Vs,ov)[2020-08-18T155332]\Attempt 1\Trace.mplog

d. Pictures

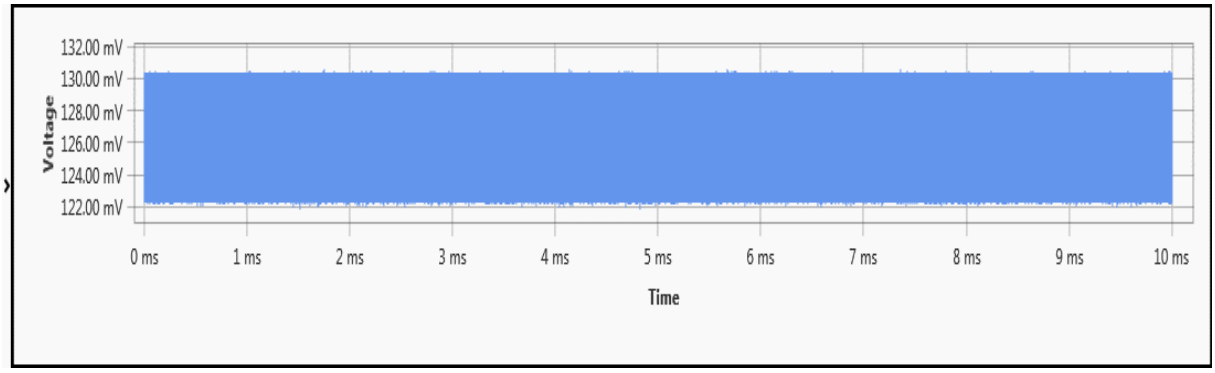

Picture

11-21 rue Hubble
Parc de la Haute borne
59650 Villeneuve d'Ascq – France
+33 320 746 630
smartcards@microprocss.com

247. Test: TC_AN20_POL_NFCA_02.111 (Minimum Vs,ov)

a. Test Case Information

Operator	*Default Operator*
Description	*This test verifies load modulation amplitude reception test. It is needed to have all position of the PowerTransferMeasurement (TC_AN20_POL_UND_01) with the result PASS. And then process the Load Modulation Setup*
Testing Date	*2020-08-18T15:56*
Device Name	*TCL2*
Device Serial Number	*MP3.12.35.20*
Firmware version	*43.0*
Driver version	*1.29*
MPManager version	*3.6.4*
Test case status	*PASSED*

b. Test Log

TC_AN20_POL_NFCA_02.111 (Minimum Vs,ov)

This test verifies load modulation amplitude reception test.

It is needed to have all position of the PowerTransferMeasurement (TC_AN20_POL_UND_01) with the result PASS.

And then process the Load Modulation Setup

Parameters:

Power Transfer (VS,OV): In the range between min and max VOV

Carrier frequency (fS,C): Nominal

Load Modulation (Vs,lma): Minimum, Maximum

11-21 rue Hubble
Parc de la Haute borne
59650 Villeneuve d'Ascq – France
+33 320 746 630
smartcards@microprocss.com

Modulation: Nominal

Device Configuration:

Poller: Device Under Test

NFC Forum Reference Device: Listener 3

Jumper Configuration:

Position J3 at position 3 (330 Ω)

Load Modulation (Vs,lma): Minimum

NFC-A _106 Minimal Vs,lma For Listener 3 and Poller 0

Position: 111

Attempt 1

VSet Vs,lma Minimum for Vs,ov = 5.29585

Execute exchange

Using Scenario from Activity 1.1

The scenario is compliant with specifications

The Polling Device under test shall function properly in each test condition.

The Load Modulation Amplitude Reception of the Polling Device under test is compliant.

TC_AN20_POL_NFCA_02.111 (Minimum Vs,ov) passed.

11-21 rue Hubble
Parc de la Haute borne
59650 Villeneuve d'Ascq – France
+33 320 746 630
smartcards@micropross.com

c. MPLog Traces

Trace 1: C:\Users\MICROPROSS\Desktop\Project\san\TS_MPM3_NFC Forum Analog_v3.2.1\NFC Forum Analog Test Suite\[Default Session] Traces\[_3][J3]TC_AN20_POL_NFCA_02.111 (Minimum Vs,ov)[2020-08-18T155608]\Attempt 1\Trace.mplog

d. Pictures

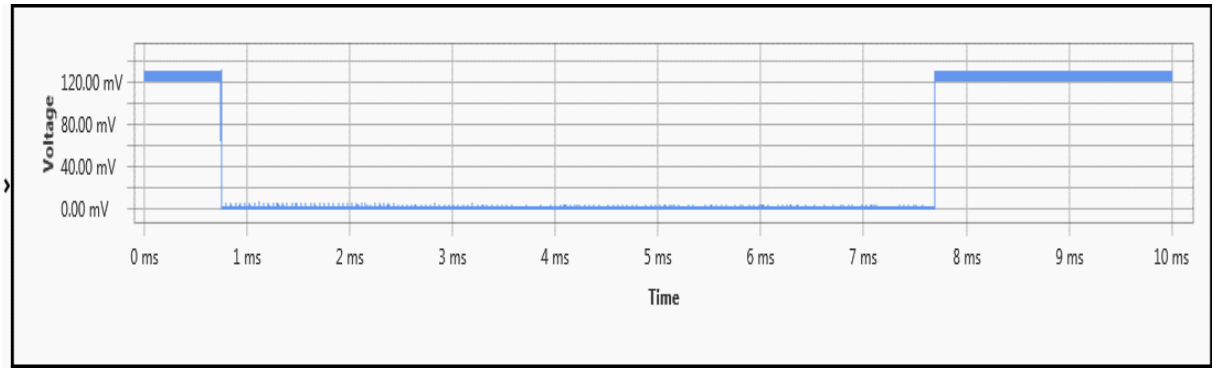

Picture

11-21 rue Hubble
Parc de la Haute borne
59650 Villeneuve d'Ascq – France
+33 320 746 630
smartcards@microprocess.com

248. Test: TC_AN20_POL_NFCA_02.112 (Minimum Vs,ov)

a. Test Case Information

Operator	*Default Operator*
Description	*This test verifies load modulation amplitude reception test. It is needed to have all position of the PowerTransferMeasurement (TC_AN20_POL_UND_01) with the result PASS. And then process the Load Modulation Setup*
Testing Date	*2020-08-18T15:58*
Device Name	*TCL2*
Device Serial Number	*MP3.12.35.20*
Firmware version	*43.0*
Driver version	*1.29*
MPManager version	*3.6.4*
Test case status	*PASSED*

b. Test Log

TC_AN20_POL_NFCA_02.112 (Minimum Vs,ov)

This test verifies load modulation amplitude reception test.

It is needed to have all position of the PowerTransferMeasurement (TC_AN20_POL_UND_01) with the result PASS.

And then process the Load Modulation Setup

Parameters:

Power Transfer (VS,OV): In the range between min and max VOV

Carrier frequency (fS,C): Nominal

Load Modulation (Vs,lma): Minimum, Maximum

11-21 rue Hubble
Parc de la Haute borne
59650 Villeneuve d'Ascq – France
+33 320 746 630
smartcards@microprocss.com

Modulation: Nominal

Device Configuration:

Poller: Device Under Test

NFC Forum Reference Device: Listener 3

Jumper Configuration:

Position J3 at position 3 (330 Ω)

Load Modulation (Vs,lma): Minimum

NFC-A _106 Minimal Vs,lma For Listener 3 and Poller 0

Position: 112

Attempt 1

VSet Vs,lma Minimum for Vs,ov = 5.29585

Execute exchange

Using Scenario from Activity 1.1

The scenario is compliant with specifications

The Polling Device under test shall function properly in each test condition.

The Load Modulation Amplitude Reception of the Polling Device under test is compliant.

TC_AN20_POL_NFCA_02.112 (Minimum Vs,ov) passed.

11-21 rue Hubble
Parc de la Haute borne
59650 Villeneuve d'Ascq – France
+33 320 746 630
smartcards@microprossx.com

c. MPLog Traces

Trace 1: C:\Users\MICROPROSS\Desktop\Project\san\TS_MPM3_NFC Forum Analog_v3.2.1\NFC Forum Analog Test Suite\[Default Session] Traces\[_3][J3]TC_AN20_POL_NFCA_02.112 (Minimum Vs,ov)[2020-08-18T155831]\Attempt 1\Trace.mplog

d. Pictures

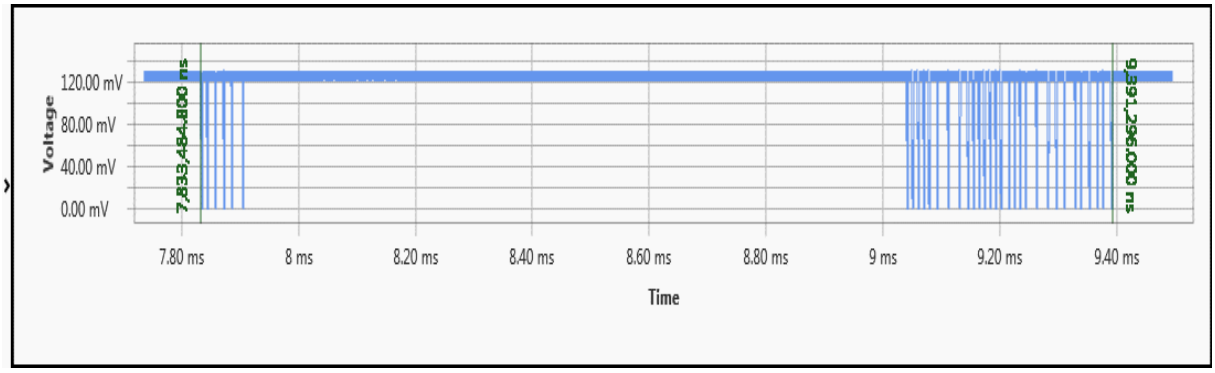

Picture

11-21 rue Hubble
Parc de la Haute borne
59650 Villeneuve d'Ascq – France
+33 320 746 630
smartcards@microprocess.com

249. Test: TC_AN20_POL_NFCA_02.113 (Minimum Vs,ov)

a. Test Case Information

Operator	*Default Operator*
Description	*This test verifies load modulation amplitude reception test. It is needed to have all position of the PowerTransferMeasurement (TC_AN20_POL_UND_01) with the result PASS. And then process the Load Modulation Setup*
Testing Date	*2020-08-18T16:00*
Device Name	*TCL2*
Device Serial Number	*MP3.12.35.20*
Firmware version	*43.0*
Driver version	*1.29*
MPManager version	*3.6.4*
Test case status	*PASSED*

b. Test Log

TC_AN20_POL_NFCA_02.113 (Minimum Vs,ov)

This test verifies load modulation amplitude reception test.

It is needed to have all position of the PowerTransferMeasurement (TC_AN20_POL_UND_01) with the result PASS.

And then process the Load Modulation Setup

Parameters:

Power Transfer (VS,OV): In the range between min and max VOV

Carrier frequency (fS,C): Nominal

Load Modulation (Vs,lma): Minimum, Maximum

11-21 rue Hubble
Parc de la Haute borne
59650 Villeneuve d'Ascq – France
+33 320 746 630
smartcards@microprocss.com

Modulation: Nominal

Device Configuration:

Poller: Device Under Test

NFC Forum Reference Device: Listener 3

Jumper Configuration:

Position J3 at position 3 (330 Ω)

Load Modulation (Vs,lma): Minimum

NFC-A _106 Minimal Vs,lma For Listener 3 and Poller 0

Position: 113

Attempt 1

VSet Vs,lma Minimum for Vs,ov = 5.29585

Execute exchange

Using Scenario from Activity 1.1

The scenario is compliant with specifications

The Polling Device under test shall function properly in each test condition.

The Load Modulation Amplitude Reception of the Polling Device under test is compliant.

TC_AN20_POL_NFCA_02.113 (Minimum Vs,ov) passed.

11-21 rue Hubble
Parc de la Haute borne
59650 Villeneuve d'Ascq – France
+33 320 746 630
smartcards@microprossx.com

c. MPLog Traces

Trace 1: C:\Users\MICROPROSS\Desktop\Project\san\TS_MPM3_NFC Forum Analog_v3.2.1\NFC Forum Analog Test Suite\[Default Session] Traces\[_3][J3]TC_AN20_POL_NFCA_02.113 (Minimum Vs,ov)[2020-08-18T160059]\Attempt 1\Trace.mplog

d. Pictures

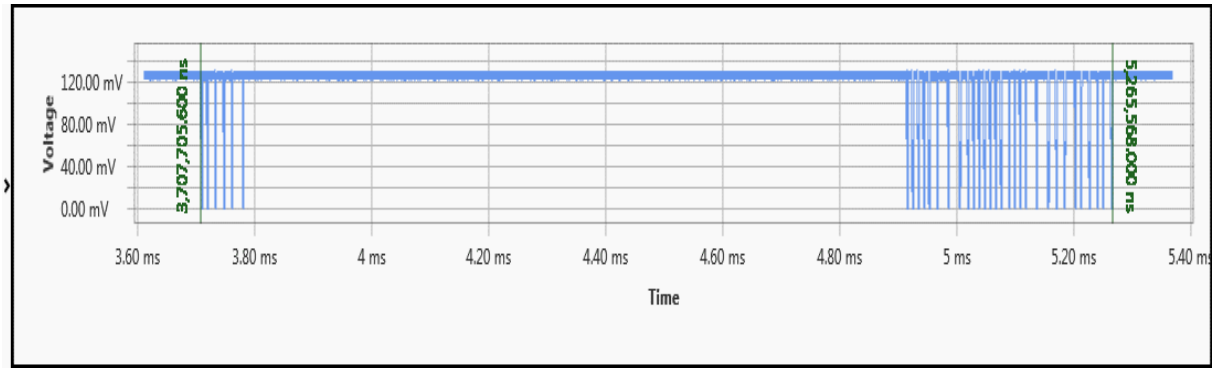

Picture

11-21 rue Hubble
Parc de la Haute borne
59650 Villeneuve d'Ascq – France
+33 320 746 630
smartcards@microprossx.com

250. Test: TC_AN20_POL_NFCA_02.120 (Minimum Vs,ov)

a. Test Case Information

Operator	*Default Operator*
Description	*This test verifies load modulation amplitude reception test. It is needed to have all position of the PowerTransferMeasurement (TC_AN20_POL_UND_01) with the result PASS. And then process the Load Modulation Setup*
Testing Date	*2020-08-18T16:03*
Device Name	*TCL2*
Device Serial Number	*MP3.12.35.20*
Firmware version	*43.0*
Driver version	*1.29*
MPManager version	*3.6.4*
Test case status	*PASSED*

b. Test Log

TC_AN20_POL_NFCA_02.120 (Minimum Vs,ov)

This test verifies load modulation amplitude reception test.

It is needed to have all position of the PowerTransferMeasurement (TC_AN20_POL_UND_01) with the result PASS.

And then process the Load Modulation Setup

Parameters:

Power Transfer (VS,OV): In the range between min and max VOV

Carrier frequency (fS,C): Nominal

Load Modulation (Vs,lma): Minimum, Maximum

11-21 rue Hubble
Parc de la Haute borne
59650 Villeneuve d'Ascq – France
+33 320 746 630
smartcards@microprocss.com

Modulation: Nominal

Device Configuration:

Poller: Device Under Test

NFC Forum Reference Device: Listener 3

Jumper Configuration:

Position J3 at position 3 (330 Ω)

Load Modulation (Vs,lma): Minimum

NFC-A _106 Minimal Vs,lma For Listener 3 and Poller 0

Position: 120

Attempt 1

VSet Vs,lma Minimum for Vs,ov = 5.29585

Execute exchange

Using Scenario from Activity 1.1

The scenario is compliant with specifications

The Polling Device under test shall function properly in each test condition.

The Load Modulation Amplitude Reception of the Polling Device under test is compliant.

TC_AN20_POL_NFCA_02.120 (Minimum Vs,ov) passed.

11-21 rue Hubble
Parc de la Haute borne
59650 Villeneuve d'Ascq – France
+33 320 746 630
smartcards@microprossx.com

c. MPLog Traces

Trace 1: C:\Users\MICROPROSS\Desktop\Project\san\TS_MPM3_NFC Forum Analog_v3.2.1\NFC Forum Analog Test Suite\[Default Session] Traces\[_3][J3]TC_AN20_POL_NFCA_02.120 (Minimum Vs,ov)[2020-08-18T160333]\Attempt 1\Trace.mplog

d. Pictures

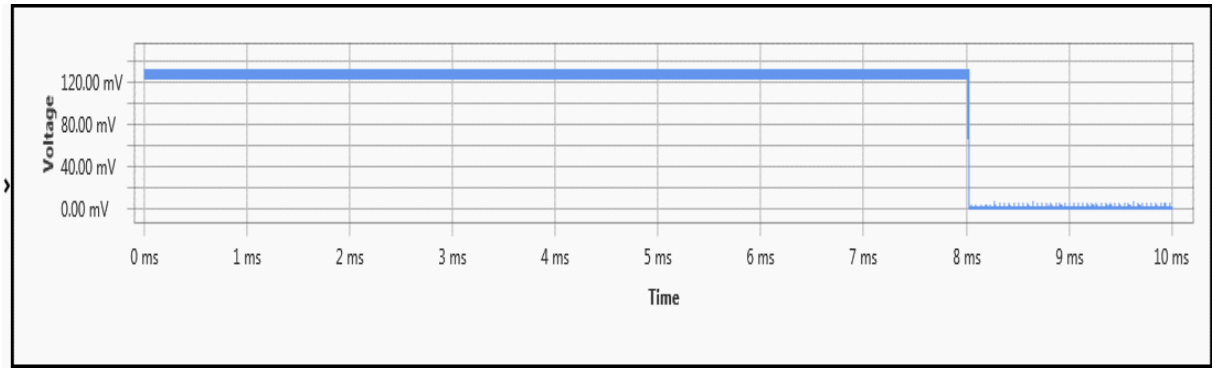

Picture

11-21 rue Hubble
Parc de la Haute borne
59650 Villeneuve d'Ascq – France
+33 320 746 630
smartcards@microprocss.com

251. Test: TC_AN20_POL_NFCA_02.121 (Minimum Vs,ov)

a. Test Case Information

Operator	*Default Operator*
Description	*This test verifies load modulation amplitude reception test. It is needed to have all position of the PowerTransferMeasurement (TC_AN20_POL_UND_01) with the result PASS. And then process the Load Modulation Setup*
Testing Date	*2020-08-18T16:05*
Device Name	*TCL2*
Device Serial Number	*MP3.12.35.20*
Firmware version	*43.0*
Driver version	*1.29*
MPManager version	*3.6.4*
Test case status	*PASSED*

b. Test Log

TC_AN20_POL_NFCA_02.121 (Minimum Vs,ov)

This test verifies load modulation amplitude reception test.

It is needed to have all position of the PowerTransferMeasurement (TC_AN20_POL_UND_01) with the result PASS.

And then process the Load Modulation Setup

Parameters:

Power Transfer (VS,OV): In the range between min and max VOV

Carrier frequency (fS,C): Nominal

Load Modulation (Vs,lma): Minimum, Maximum

11-21 rue Hubble
Parc de la Haute borne
59650 Villeneuve d'Ascq – France
+33 320 746 630
smartcards@microprocss.com

Modulation: Nominal

Device Configuration:

Poller: Device Under Test

NFC Forum Reference Device: Listener 3

Jumper Configuration:

Position J3 at position 3 (330 Ω)

Load Modulation (Vs,lma): Minimum

NFC-A _106 Minimal Vs,lma For Listener 3 and Poller 0

Position: 121

Attempt 1

VSet Vs,lma Minimum for Vs,ov = 5.29585

Execute exchange

Using Scenario from Activity 1.1

The scenario is compliant with specifications

The Polling Device under test shall function properly in each test condition.

The Load Modulation Amplitude Reception of the Polling Device under test is compliant.

TC_AN20_POL_NFCA_02.121 (Minimum Vs,ov) passed.

11-21 rue Hubble
Parc de la Haute borne
59650 Villeneuve d'Ascq – France
+33 320 746 630
smartcards@microprossx.com

c. MPLog Traces

Trace 1: C:\Users\MICROPROSS\Desktop\Project\san\TS_MPM3_NFC Forum Analog_v3.2.1\NFC Forum Analog Test Suite\[Default Session] Traces\[_3][J3]TC_AN20_POL_NFCA_02.121 (Minimum Vs,ov)[2020-08-18T160547]\Attempt 1\Trace.mplog

d. Pictures

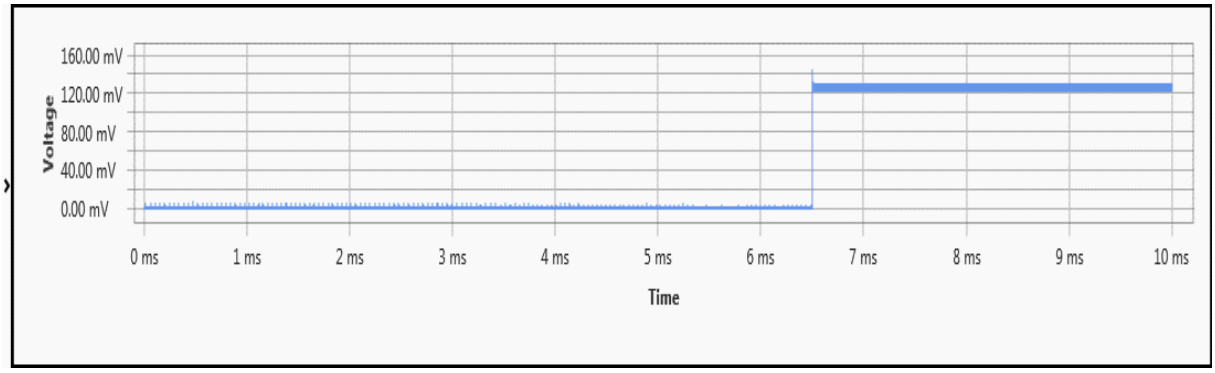

Picture

11-21 rue Hubble
Parc de la Haute borne
59650 Villeneuve d'Ascq – France
+33 320 746 630
smartcards@microprocess.com

252. Test: TC_AN20_POL_NFCA_02.122 (Minimum Vs,ov)

a. Test Case Information

Operator	*Default Operator*
Description	*This test verifies load modulation amplitude reception test. It is needed to have all position of the PowerTransferMeasurement (TC_AN20_POL_UND_01) with the result PASS. And then process the Load Modulation Setup*
Testing Date	*2020-08-18T16:09*
Device Name	*TCL2*
Device Serial Number	*MP3.12.35.20*
Firmware version	*43.0*
Driver version	*1.29*
MPManager version	*3.6.4*
Test case status	*PASSED*

b. Test Log

TC_AN20_POL_NFCA_02.122 (Minimum Vs,ov)

This test verifies load modulation amplitude reception test.

It is needed to have all position of the PowerTransferMeasurement (TC_AN20_POL_UND_01) with the result PASS.

And then process the Load Modulation Setup

Parameters:

Power Transfer (VS,OV): In the range between min and max VOV

Carrier frequency (fS,C): Nominal

Load Modulation (Vs,lma): Minimum, Maximum

11-21 rue Hubble
Parc de la Haute borne
59650 Villeneuve d'Ascq – France
+33 320 746 630
smartcards@microprocss.com

Modulation: Nominal

Device Configuration:

Poller: Device Under Test

NFC Forum Reference Device: Listener 3

Jumper Configuration:

Position J3 at position 3 (330 Ω)

Load Modulation (Vs,lma): Minimum

NFC-A _106 Minimal Vs,lma For Listener 3 and Poller 0

Position: 122

Attempt 1

VSet Vs,lma Minimum for Vs,ov = 5.29585

Execute exchange

Using Scenario from Activity 1.1

The scenario is compliant with specifications

The Polling Device under test shall function properly in each test condition.

The Load Modulation Amplitude Reception of the Polling Device under test is compliant.

TC_AN20_POL_NFCA_02.122 (Minimum Vs,ov) passed.

11-21 rue Hubble
Parc de la Haute borne
59650 Villeneuve d'Ascq – France
+33 320 746 630
smartcards@microprocess.com

c. MPLog Traces

Trace 1: C:\Users\MICROPROSS\Desktop\Project\san\TS_MPM3_NFC Forum Analog_v3.2.1\NFC Forum Analog Test Suite\[Default Session] Traces\[_3][J3]TC_AN20_POL_NFCA_02.122 (Minimum Vs,ov)[2020-08-18T160910]\Attempt 1\Trace.mplog

d. Pictures

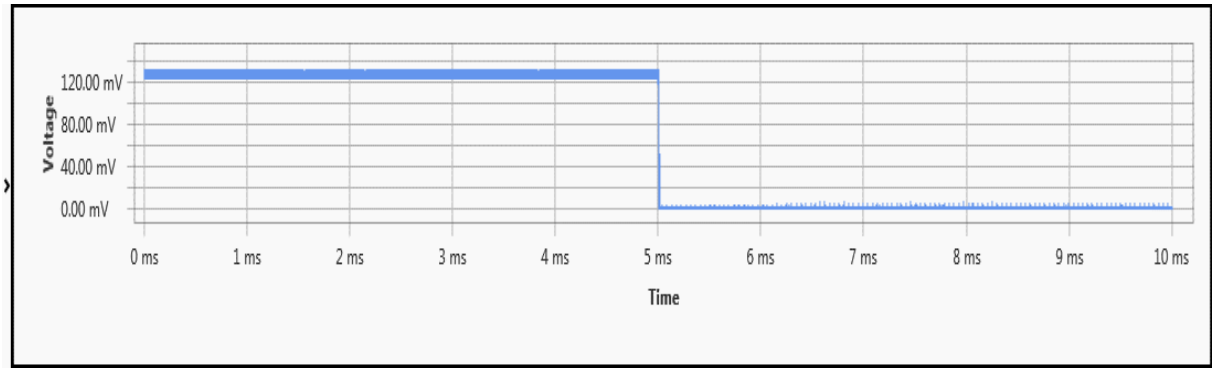

Picture

11-21 rue Hubble
Parc de la Haute borne
59650 Villeneuve d'Ascq – France
+33 320 746 630
smartcards@microprocess.com

253. Test: TC_AN20_POL_NFCA_02.123 (Minimum Vs,ov)

a. Test Case Information

Operator	*Default Operator*
Description	*This test verifies load modulation amplitude reception test. It is needed to have all position of the PowerTransferMeasurement (TC_AN20_POL_UND_01) with the result PASS. And then process the Load Modulation Setup*
Testing Date	*2020-08-18T16:11*
Device Name	*TCL2*
Device Serial Number	*MP3.12.35.20*
Firmware version	*43.0*
Driver version	*1.29*
MPManager version	*3.6.4*
Test case status	*PASSED*

b. Test Log

TC_AN20_POL_NFCA_02.123 (Minimum Vs,ov)

This test verifies load modulation amplitude reception test.

It is needed to have all position of the PowerTransferMeasurement (TC_AN20_POL_UND_01) with the result PASS.

And then process the Load Modulation Setup

Parameters:

Power Transfer (VS,OV): In the range between min and max VOV

Carrier frequency (fS,C): Nominal

Load Modulation (Vs,lma): Minimum, Maximum

11-21 rue Hubble
Parc de la Haute borne
59650 Villeneuve d'Ascq – France
+33 320 746 630
smartcards@microprocss.com

Modulation: Nominal

Device Configuration:

Poller: Device Under Test

NFC Forum Reference Device: Listener 3

Jumper Configuration:

Position J3 at position 3 (330 Ω)

Load Modulation (Vs,lma): Minimum

NFC-A _106 Minimal Vs,lma For Listener 3 and Poller 0

Position: 123

Attempt 1

VSet Vs,lma Minimum for Vs,ov = 5.29585

Execute exchange

Using Scenario from Activity 1.1

The scenario is compliant with specifications

The Polling Device under test shall function properly in each test condition.

The Load Modulation Amplitude Reception of the Polling Device under test is compliant.

TC_AN20_POL_NFCA_02.123 (Minimum Vs,ov) passed.

11-21 rue Hubble
Parc de la Haute borne
59650 Villeneuve d'Ascq – France
+33 320 746 630
smartcards@microprossss.com

c. MPLog Traces

Trace 1: C:\Users\MICROPROSS\Desktop\Project\san\TS_MPM3_NFC Forum Analog_v3.2.1\NFC Forum Analog Test Suite\[Default Session] Traces\[_3][J3]TC_AN20_POL_NFCA_02.123 (Minimum Vs,ov)[2020-08-18T161120]\Attempt 1\Trace.mplog

d. Pictures

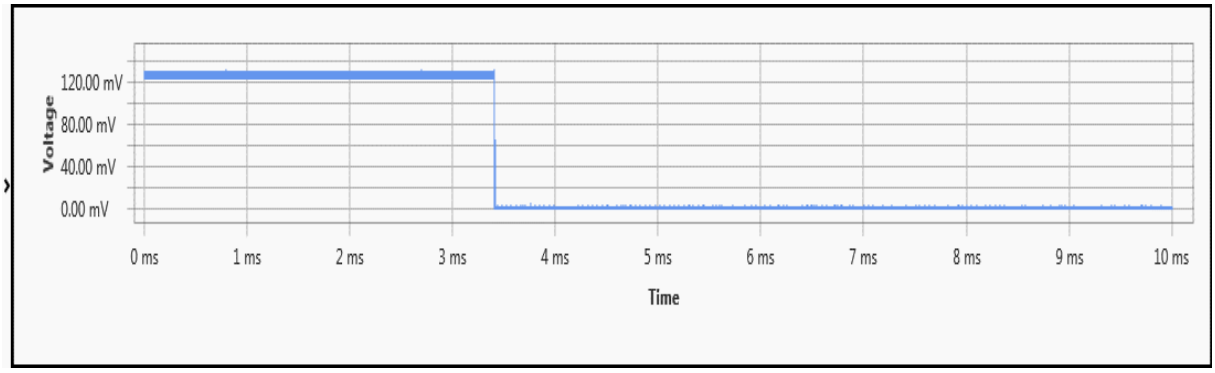

Picture

11-21 rue Hubble
Parc de la Haute borne
59650 Villeneuve d'Ascq – France
+33 320 746 630
smartcards@microprocss.com

254. Test: TC_AN20_POL_NFCA_02.000 (Maximum Vs,ov)

a. Test Case Information

Operator	*Default Operator*
Description	*This test verifies load modulation amplitude reception test. It is needed to have all position of the PowerTransferMeasurement (TC_AN20_POL_UND_01) with the result PASS. And then process the Load Modulation Setup*
Testing Date	*2020-08-18T15:37*
Device Name	*TCL2*
Device Serial Number	*MP3.12.35.20*
Firmware version	*43.0*
Driver version	*1.29*
MPManager version	*3.6.4*
Test case status	*PASSED*

b. Test Log

TC_AN20_POL_NFCA_02.000 (Maximum Vs,ov)

This test verifies load modulation amplitude reception test.

It is needed to have all position of the PowerTransferMeasurement (TC_AN20_POL_UND_01) with the result PASS.

And then process the Load Modulation Setup

Parameters:

Power Transfer (VS,OV): In the range between min and max VOV

Carrier frequency (fS,C): Nominal

Load Modulation (Vs,lma): Minimum, Maximum

11-21 rue Hubble
Parc de la Haute borne
59650 Villeneuve d'Ascq – France
+33 320 746 630
smartcards@microprocss.com

Modulation: Nominal

Device Configuration:

Poller: Device Under Test

NFC Forum Reference Device: Listener 3

Jumper Configuration:

Position J3 at position 1 (820 Ω)

Load Modulation (Vs,lma): Maximum

NFC-A_106 Maximal Vs,lma For Listener 3 and Poller 3

Position: 000

Attempt 1

VSet Vs,lma Maximum for Vs,ov = 9.07073

Execute exchange

Using Scenario from Activity 1.1

The scenario is compliant with specifications

The Polling Device under test shall function properly in each test condition.

The Load Modulation Amplitude Reception of the Polling Device under test is compliant.

TC_AN20_POL_NFCA_02.000 (Maximum Vs,ov) passed.

11-21 rue Hubble
Parc de la Haute borne
59650 Villeneuve d'Ascq – France
+33 320 746 630
smartcards@microprocess.com

c. MPLog Traces

Trace 1: C:\Users\MICROPROSS\Desktop\Project\san\TS_MPM3_NFC Forum Analog_v3.2.1\NFC Forum Analog Test Suite\[Default Session] Traces\[_3][J1]TC_AN20_POL_NFCA_02.000 (Maximum Vs,ov)[2020-08-18T153753]\Attempt 1\Trace.mplog

d. Pictures

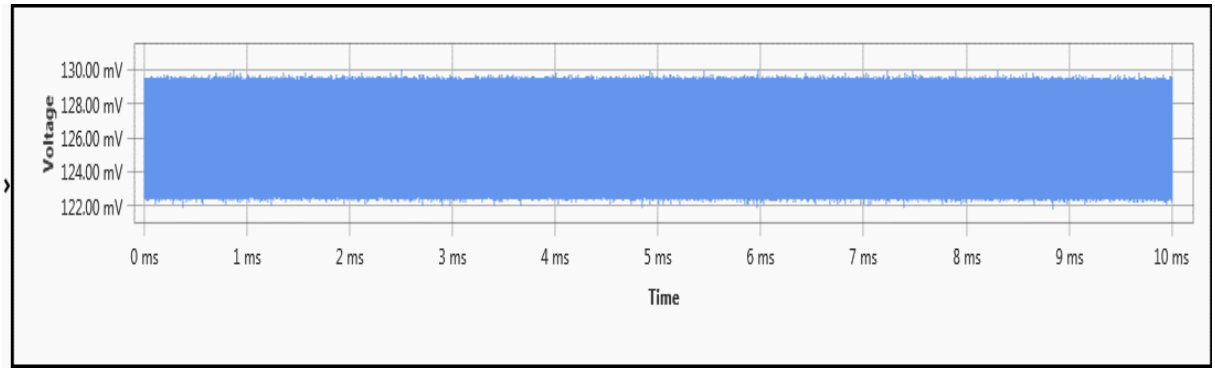

Picture

11-21 rue Hubble
Parc de la Haute borne
59650 Villeneuve d'Ascq – France
+33 320 746 630
smartcards@microprocss.com

255. Test: TC_AN20_POL_NFCA_02.010 (Maximum Vs,ov)

a. Test Case Information

Operator	*Default Operator*
Description	*This test verifies load modulation amplitude reception test. It is needed to have all position of the PowerTransferMeasurement (TC_AN20_POL_UND_01) with the result PASS. And then process the Load Modulation Setup*
Testing Date	*2020-08-18T15:40*
Device Name	*TCL2*
Device Serial Number	*MP3.12.35.20*
Firmware version	*43.0*
Driver version	*1.29*
MPManager version	*3.6.4*
Test case status	*PASSED*

b. Test Log

TC_AN20_POL_NFCA_02.010 (Maximum Vs,ov)

This test verifies load modulation amplitude reception test.

It is needed to have all position of the PowerTransferMeasurement (TC_AN20_POL_UND_01) with the result PASS.

And then process the Load Modulation Setup

Parameters:

Power Transfer (VS,OV): In the range between min and max VOV

Carrier frequency (fS,C): Nominal

Load Modulation (Vs,lma): Minimum, Maximum

11-21 rue Hubble
Parc de la Haute borne
59650 Villeneuve d'Ascq – France
+33 320 746 630
smartcards@microprocss.com

Modulation: Nominal

Device Configuration:

Poller: Device Under Test

NFC Forum Reference Device: Listener 3

Jumper Configuration:

Position J3 at position 1 (820 Ω)

Load Modulation (Vs,lma): Maximum

NFC-A_106 Maximal Vs,lma For Listener 3 and Poller 3

Position: 010

Attempt 1

VSet Vs,lma Maximum for Vs,ov = 9.07073

Execute exchange

Using Scenario from Activity 1.1

The scenario is compliant with specifications

The Polling Device under test shall function properly in each test condition.

The Load Modulation Amplitude Reception of the Polling Device under test is compliant.

TC_AN20_POL_NFCA_02.010 (Maximum Vs,ov) passed.

11-21 rue Hubble
Parc de la Haute borne
59650 Villeneuve d'Ascq – France
+33 320 746 630
smartcards@microprocss.com

c. MPLog Traces

Trace 1: C:\Users\MICROPROSS\Desktop\Project\san\TS_MPM3_NFC Forum Analog_v3.2.1\NFC Forum Analog Test Suite\[Default Session] Traces\[_3][J1]TC_AN20_POL_NFCA_02.010 (Maximum Vs,ov)[2020-08-18T154049]\Attempt 1\Trace.mplog

d. Pictures

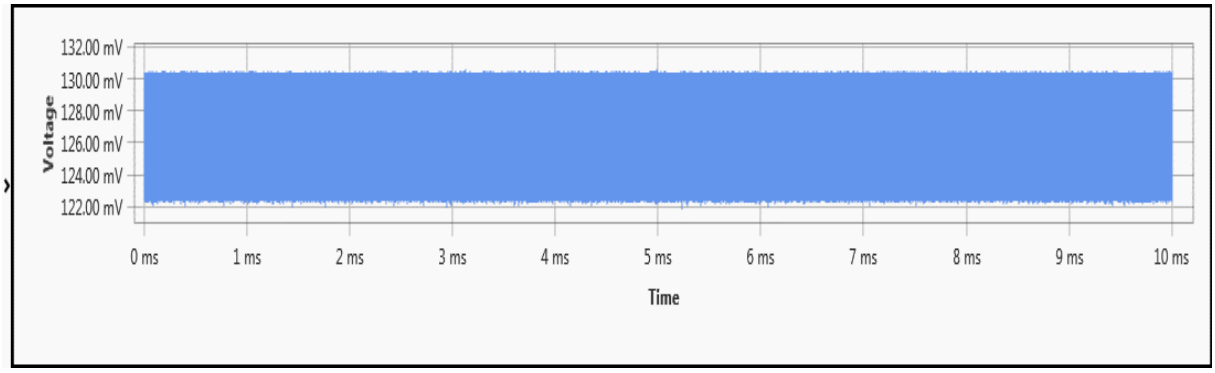

Picture

11-21 rue Hubble
Parc de la Haute borne
59650 Villeneuve d'Ascq – France
+33 320 746 630
smartcards@microprocess.com

256. Test: TC_AN20_POL_NFCA_02.011 (Maximum Vs,ov)

a. Test Case Information

Operator	*Default Operator*
Description	*This test verifies load modulation amplitude reception test. It is needed to have all position of the PowerTransferMeasurement (TC_AN20_POL_UND_01) with the result PASS. And then process the Load Modulation Setup*
Testing Date	*2020-08-18T15:43*
Device Name	*TCL2*
Device Serial Number	*MP3.12.35.20*
Firmware version	*43.0*
Driver version	*1.29*
MPManager version	*3.6.4*
Test case status	*PASSED*

b. Test Log

TC_AN20_POL_NFCA_02.011 (Maximum Vs,ov)

This test verifies load modulation amplitude reception test.

It is needed to have all position of the PowerTransferMeasurement (TC_AN20_POL_UND_01) with the result PASS.

And then process the Load Modulation Setup

Parameters:

Power Transfer (VS,OV): In the range between min and max VOV

Carrier frequency (fS,C): Nominal

Load Modulation (Vs,lma): Minimum, Maximum

11-21 rue Hubble
Parc de la Haute borne
59650 Villeneuve d'Ascq – France
+33 320 746 630
smartcards@microprocss.com

Modulation: Nominal

Device Configuration:

Poller: Device Under Test

NFC Forum Reference Device: Listener 3

Jumper Configuration:

Position J3 at position 1 (820 Ω)

Load Modulation (Vs,lma): Maximum

NFC-A_106 Maximal Vs,lma For Listener 3 and Poller 3

Position: 011

Attempt 1

VSet Vs,lma Maximum for Vs,ov = 9.07073

Execute exchange

Using Scenario from Activity 1.1

The scenario is compliant with specifications

The Polling Device under test shall function properly in each test condition.

The Load Modulation Amplitude Reception of the Polling Device under test is compliant.

TC_AN20_POL_NFCA_02.011 (Maximum Vs,ov) passed.

11-21 rue Hubble
Parc de la Haute borne
59650 Villeneuve d'Ascq – France
+33 320 746 630
smartcards@microprossx.com

c. MPLog Traces

Trace 1: C:\Users\MICROPROSS\Desktop\Project\san\TS_MPM3_NFC Forum Analog_v3.2.1\NFC Forum Analog Test Suite\[Default Session] Traces\[_3][J1]TC_AN20_POL_NFCA_02.011 (Maximum Vs,ov)[2020-08-18T154354]\Attempt 1\Trace.mplog

d. Pictures

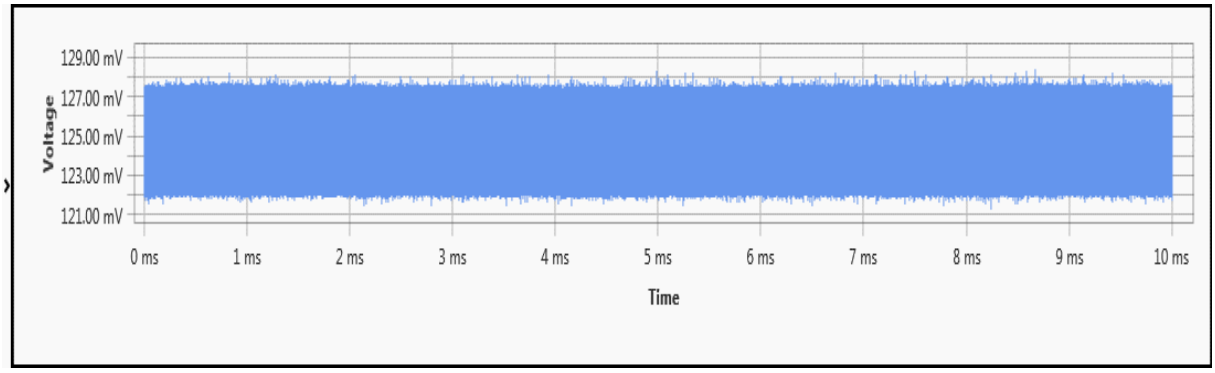

Picture

11-21 rue Hubble
Parc de la Haute borne
59650 Villeneuve d'Ascq – France
+33 320 746 630
smartcards@microprocss.com

257. Test: TC_AN20_POL_NFCA_02.012 (Maximum Vs,ov)

a. Test Case Information

Operator	*Default Operator*
Description	*This test verifies load modulation amplitude reception test. It is needed to have all position of the PowerTransferMeasurement (TC_AN20_POL_UND_01) with the result PASS. And then process the Load Modulation Setup*
Testing Date	*2020-08-18T15:45*
Device Name	*TCL2*
Device Serial Number	*MP3.12.35.20*
Firmware version	*43.0*
Driver version	*1.29*
MPManager version	*3.6.4*
Test case status	*PASSED*

b. Test Log

TC_AN20_POL_NFCA_02.012 (Maximum Vs,ov)

This test verifies load modulation amplitude reception test.

It is needed to have all position of the PowerTransferMeasurement (TC_AN20_POL_UND_01) with the result PASS.

And then process the Load Modulation Setup

Parameters:

Power Transfer (VS,OV): In the range between min and max VOV

Carrier frequency (fS,C): Nominal

Load Modulation (Vs,lma): Minimum, Maximum

11-21 rue Hubble
Parc de la Haute borne
59650 Villeneuve d'Ascq – France
+33 320 746 630
smartcards@microprocss.com

Modulation: Nominal

Device Configuration:

Poller: Device Under Test

NFC Forum Reference Device: Listener 3

Jumper Configuration:

Position J3 at position 1 (820 Ω)

Load Modulation (Vs,lma): Maximum

NFC-A_106 Maximal Vs,lma For Listener 3 and Poller 3

Position: 012

Attempt 1

VSet Vs,lma Maximum for Vs,ov = 9.07073

Execute exchange

Using Scenario from Activity 1.1

The scenario is compliant with specifications

The Polling Device under test shall function properly in each test condition.

The Load Modulation Amplitude Reception of the Polling Device under test is compliant.

TC_AN20_POL_NFCA_02.012 (Maximum Vs,ov) passed.

11-21 rue Hubble
Parc de la Haute borne
59650 Villeneuve d'Ascq – France
+33 320 746 630
smartcards@microprocess.com

c. MPLog Traces

Trace 1: C:\Users\MICROPROSS\Desktop\Project\san\TS_MPM3_NFC Forum Analog_v3.2.1\NFC Forum Analog Test Suite\[Default Session] Traces\[_3][J1]TC_AN20_POL_NFCA_02.012 (Maximum Vs,ov)[2020-08-18T154554]\Attempt 1\Trace.mplog

d. Pictures

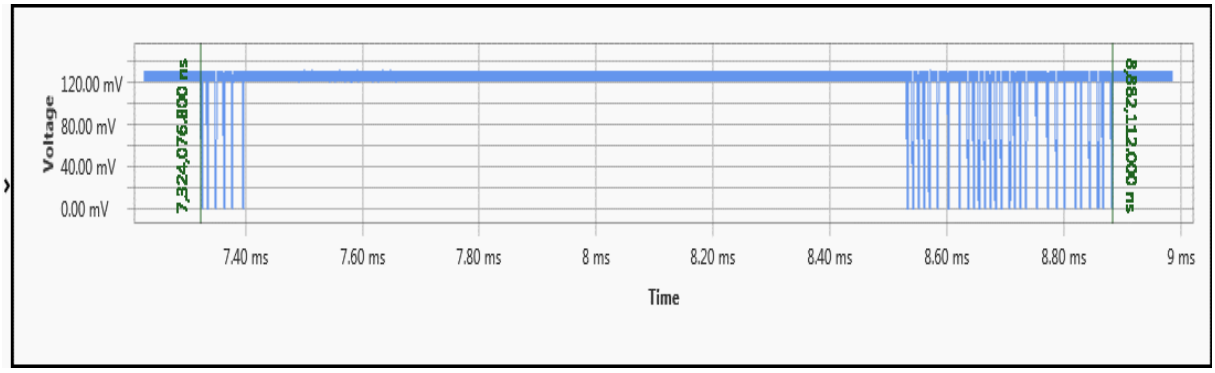

Picture

11-21 rue Hubble
Parc de la Haute borne
59650 Villeneuve d'Ascq – France
+33 320 746 630
smartcards@microprocss.com

258. Test: TC_AN20_POL_NFCA_02.013 (Maximum Vs,ov)

a. Test Case Information

Operator	*Default Operator*
Description	*This test verifies load modulation amplitude reception test. It is needed to have all position of the PowerTransferMeasurement (TC_AN20_POL_UND_01) with the result PASS. And then process the Load Modulation Setup*
Testing Date	*2020-08-18T15:48*
Device Name	*TCL2*
Device Serial Number	*MP3.12.35.20*
Firmware version	*43.0*
Driver version	*1.29*
MPManager version	*3.6.4*
Test case status	*PASSED*

b. Test Log

TC_AN20_POL_NFCA_02.013 (Maximum Vs,ov)

This test verifies load modulation amplitude reception test.

It is needed to have all position of the PowerTransferMeasurement (TC_AN20_POL_UND_01) with the result PASS.

And then process the Load Modulation Setup

Parameters:

Power Transfer (VS,OV): In the range between min and max VOV

Carrier frequency (fS,C): Nominal

Load Modulation (Vs,lma): Minimum, Maximum

11-21 rue Hubble
Parc de la Haute borne
59650 Villeneuve d'Ascq – France
+33 320 746 630
smartcards@microprocss.com

Modulation: Nominal

Device Configuration:

Poller: Device Under Test

NFC Forum Reference Device: Listener 3

Jumper Configuration:

Position J3 at position 1 (820 Ω)

Load Modulation (Vs,lma): Maximum

NFC-A_106 Maximal Vs,lma For Listener 3 and Poller 3

Position: 013

Attempt 1

VSet Vs,lma Maximum for Vs,ov = 9.07073

Execute exchange

Using Scenario from Activity 1.1

The scenario is compliant with specifications

The Polling Device under test shall function properly in each test condition.

The Load Modulation Amplitude Reception of the Polling Device under test is compliant.

TC_AN20_POL_NFCA_02.013 (Maximum Vs,ov) passed.

11-21 rue Hubble
Parc de la Haute borne
59650 Villeneuve d'Ascq – France
+33 320 746 630
smartcards@micropross.com

c. MPLog Traces

Trace 1: C:\Users\MICROPROSS\Desktop\Project\san\TS_MPM3_NFC Forum Analog_v3.2.1\NFC Forum Analog Test Suite\[Default Session] Traces\[_3][J1]TC_AN20_POL_NFCA_02.013 (Maximum Vs,ov)[2020-08-18T154830]\Attempt 1\Trace.mplog

d. Pictures

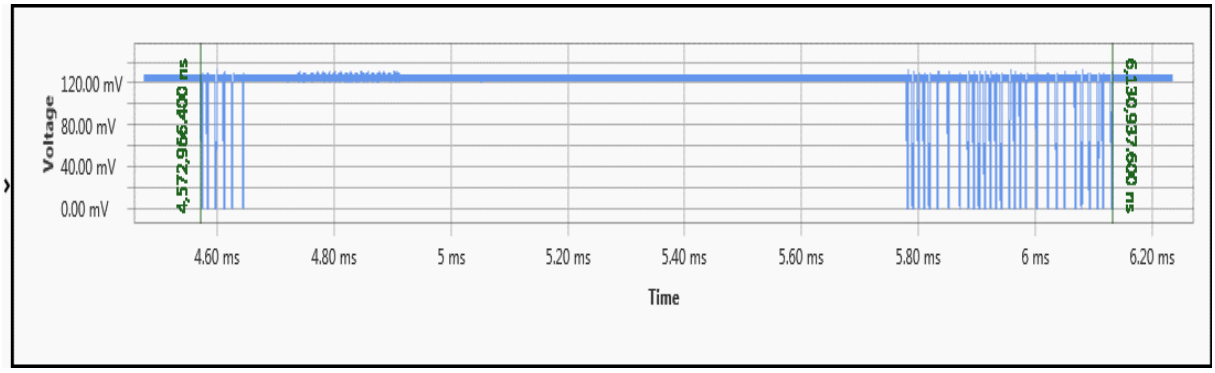

Picture

11-21 rue Hubble
Parc de la Haute borne
59650 Villeneuve d'Ascq – France
+33 320 746 630
smartcards@microprocss.com

259. Test: TC_AN20_POL_NFCA_02.100 (Maximum Vs,ov)

a. Test Case Information

Operator	*Default Operator*
Description	*This test verifies load modulation amplitude reception test. It is needed to have all position of the PowerTransferMeasurement (TC_AN20_POL_UND_01) with the result PASS. And then process the Load Modulation Setup*
Testing Date	*2020-08-18T15:50*
Device Name	*TCL2*
Device Serial Number	*MP3.12.35.20*
Firmware version	*43.0*
Driver version	*1.29*
MPManager version	*3.6.4*
Test case status	*PASSED*

b. Test Log

TC_AN20_POL_NFCA_02.100 (Maximum Vs,ov)

This test verifies load modulation amplitude reception test.

It is needed to have all position of the PowerTransferMeasurement (TC_AN20_POL_UND_01) with the result PASS.

And then process the Load Modulation Setup

Parameters:

Power Transfer (VS,OV): In the range between min and max VOV

Carrier frequency (fS,C): Nominal

Load Modulation (Vs,lma): Minimum, Maximum

11-21 rue Hubble
Parc de la Haute borne
59650 Villeneuve d'Ascq – France
+33 320 746 630
smartcards@microprocss.com

Modulation: Nominal

Device Configuration:

Poller: Device Under Test

NFC Forum Reference Device: Listener 3

Jumper Configuration:

Position J3 at position 1 (820 Ω)

Load Modulation (Vs,lma): Maximum

NFC-A_106 Maximal Vs,lma For Listener 3 and Poller 3

Position: 100

Attempt 1

VSet Vs,lma Maximum for Vs,ov = 9.07073

Execute exchange

Using Scenario from Activity 1.1

The scenario is compliant with specifications

The Polling Device under test shall function properly in each test condition.

The Load Modulation Amplitude Reception of the Polling Device under test is compliant.

TC_AN20_POL_NFCA_02.100 (Maximum Vs,ov) passed.

11-21 rue Hubble
Parc de la Haute borne
59650 Villeneuve d'Ascq – France
+33 320 746 630
smartcards@microprossx.com

c. MPLog Traces

Trace 1: C:\Users\MICROPROSS\Desktop\Project\san\TS_MPM3_NFC Forum Analog_v3.2.1\NFC Forum Analog Test Suite\[Default Session] Traces\[_3][J1]TC_AN20_POL_NFCA_02.100 (Maximum Vs,ov)[2020-08-18T155037]\Attempt 1\Trace.mplog

d. Pictures

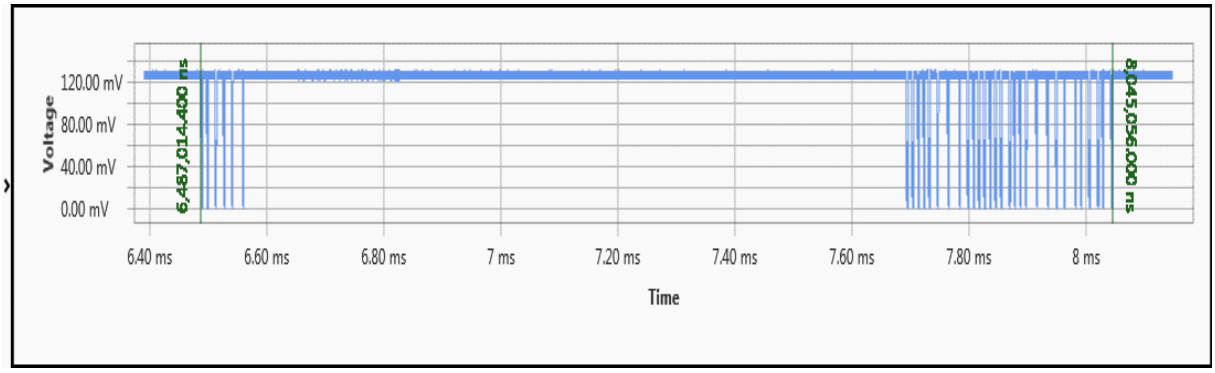

Picture

11-21 rue Hubble
Parc de la Haute borne
59650 Villeneuve d'Ascq – France
+33 320 746 630
smartcards@microprocess.com

260. Test: TC_AN20_POL_NFCA_02.110 (Maximum Vs,ov)

a. Test Case Information

Operator	*Default Operator*
Description	*This test verifies load modulation amplitude reception test. It is needed to have all position of the PowerTransferMeasurement (TC_AN20_POL_UND_01) with the result PASS. And then process the Load Modulation Setup*
Testing Date	*2020-08-18T15:52*
Device Name	*TCL2*
Device Serial Number	*MP3.12.35.20*
Firmware version	*43.0*
Driver version	*1.29*
MPManager version	*3.6.4*
Test case status	*PASSED*

b. Test Log

TC_AN20_POL_NFCA_02.110 (Maximum Vs,ov)

This test verifies load modulation amplitude reception test.

It is needed to have all position of the PowerTransferMeasurement (TC_AN20_POL_UND_01) with the result PASS.

And then process the Load Modulation Setup

Parameters:

Power Transfer (VS,OV): In the range between min and max VOV

Carrier frequency (fS,C): Nominal

Load Modulation (Vs,lma): Minimum, Maximum

11-21 rue Hubble
Parc de la Haute borne
59650 Villeneuve d'Ascq – France
+33 320 746 630
smartcards@microprocss.com

Modulation: Nominal

Device Configuration:

Poller: Device Under Test

NFC Forum Reference Device: Listener 3

Jumper Configuration:

Position J3 at position 1 (820 Ω)

Load Modulation (Vs,lma): Maximum

NFC-A_106 Maximal Vs,lma For Listener 3 and Poller 3

Position: 110

Attempt 1

VSet Vs,lma Maximum for Vs,ov = 9.07073

Execute exchange

Using Scenario from Activity 1.1

The scenario is compliant with specifications

The Polling Device under test shall function properly in each test condition.

The Load Modulation Amplitude Reception of the Polling Device under test is compliant.

TC_AN20_POL_NFCA_02.110 (Maximum Vs,ov) passed.

11-21 rue Hubble
Parc de la Haute borne
59650 Villeneuve d'Ascq – France
+33 320 746 630
smartcards@microprossx.com

c. MPLog Traces

Trace 1: C:\Users\MICROPROSS\Desktop\Project\san\TS_MPM3_NFC Forum Analog_v3.2.1\NFC Forum Analog Test Suite\[Default Session] Traces\[_3][J1]TC_AN20_POL_NFCA_02.110 (Maximum Vs,ov)[2020-08-18T155258]\Attempt 1\Trace.mplog

d. Pictures

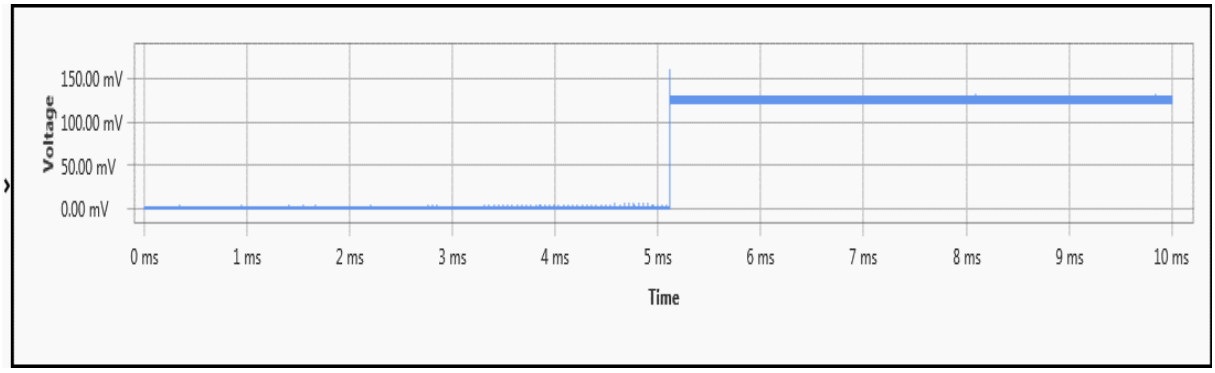

Picture

11-21 rue Hubble
Parc de la Haute borne
59650 Villeneuve d'Ascq – France
+33 320 746 630
smartcards@microprocess.com

261. Test: TC_AN20_POL_NFCA_02.111 (Maximum Vs,ov)

a. Test Case Information

Operator	*Default Operator*
Description	*This test verifies load modulation amplitude reception test. It is needed to have all position of the PowerTransferMeasurement (TC_AN20_POL_UND_01) with the result PASS. And then process the Load Modulation Setup*
Testing Date	*2020-08-18T15:55*
Device Name	*TCL2*
Device Serial Number	*MP3.12.35.20*
Firmware version	*43.0*
Driver version	*1.29*
MPManager version	*3.6.4*
Test case status	*PASSED*

b. Test Log

TC_AN20_POL_NFCA_02.111 (Maximum Vs,ov)

This test verifies load modulation amplitude reception test.

It is needed to have all position of the PowerTransferMeasurement (TC_AN20_POL_UND_01) with the result PASS.

And then process the Load Modulation Setup

Parameters:

Power Transfer (VS,OV): In the range between min and max VOV

Carrier frequency (fS,C): Nominal

Load Modulation (Vs,lma): Minimum, Maximum

11-21 rue Hubble
Parc de la Haute borne
59650 Villeneuve d'Ascq – France
+33 320 746 630
smartcards@microprocess.com

Modulation: Nominal

Device Configuration:

Poller: Device Under Test

NFC Forum Reference Device: Listener 3

Jumper Configuration:

Position J3 at position 1 (820 Ω)

Load Modulation (Vs,lma): Maximum

NFC-A_106 Maximal Vs,lma For Listener 3 and Poller 3

Position: 111

Attempt 1

VSet Vs,lma Maximum for Vs,ov = 9.07073

Execute exchange

Using Scenario from Activity 1.1

The scenario is compliant with specifications

The Polling Device under test shall function properly in each test condition.

The Load Modulation Amplitude Reception of the Polling Device under test is compliant.

TC_AN20_POL_NFCA_02.111 (Maximum Vs,ov) passed.

11-21 rue Hubble
Parc de la Haute borne
59650 Villeneuve d'Ascq – France
+33 320 746 630
smartcards@microprossx.com

c. MPLog Traces

Trace 1: C:\Users\MICROPROSS\Desktop\Project\san\TS_MPM3_NFC Forum Analog_v3.2.1\NFC Forum Analog Test Suite\[Default Session] Traces\[_3][J1]TC_AN20_POL_NFCA_02.111 (Maximum Vs,ov)[2020-08-18T155517]\Attempt 1\Trace.mplog

d. Pictures

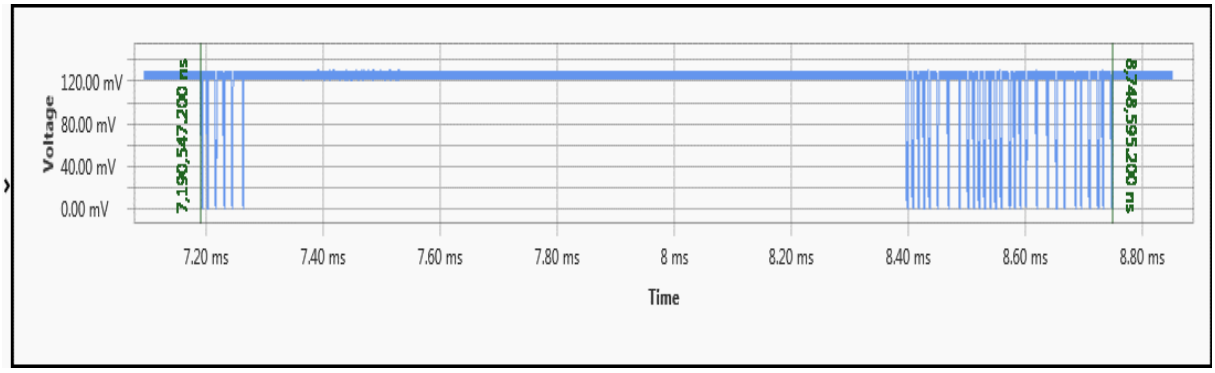

Picture

11-21 rue Hubble
Parc de la Haute borne
59650 Villeneuve d'Ascq – France
+33 320 746 630
smartcards@microprossx.com

262. Test: TC_AN20_POL_NFCA_02.112 (Maximum Vs,ov)

a. Test Case Information

Operator	*Default Operator*
Description	*This test verifies load modulation amplitude reception test. It is needed to have all position of the PowerTransferMeasurement (TC_AN20_POL_UND_01) with the result PASS. And then process the Load Modulation Setup*
Testing Date	*2020-08-18T15:57*
Device Name	*TCL2*
Device Serial Number	*MP3.12.35.20*
Firmware version	*43.0*
Driver version	*1.29*
MPManager version	*3.6.4*
Test case status	*PASSED*

b. Test Log

TC_AN20_POL_NFCA_02.112 (Maximum Vs,ov)

This test verifies load modulation amplitude reception test.

It is needed to have all position of the PowerTransferMeasurement (TC_AN20_POL_UND_01) with the result PASS.

And then process the Load Modulation Setup

Parameters:

Power Transfer (VS,OV): In the range between min and max VOV

Carrier frequency (fS,C): Nominal

Load Modulation (Vs,lma): Minimum, Maximum

11-21 rue Hubble
Parc de la Haute borne
59650 Villeneuve d'Ascq – France
+33 320 746 630
smartcards@microprocss.com

Modulation: Nominal

Device Configuration:

Poller: Device Under Test

NFC Forum Reference Device: Listener 3

Jumper Configuration:

Position J3 at position 1 (820 Ω)

Load Modulation (Vs,lma): Maximum

NFC-A_106 Maximal Vs,lma For Listener 3 and Poller 3

Position: 112

Attempt 1

VSet Vs,lma Maximum for Vs,ov = 9.07073

Execute exchange

Using Scenario from Activity 1.1

The scenario is compliant with specifications

The Polling Device under test shall function properly in each test condition.

The Load Modulation Amplitude Reception of the Polling Device under test is compliant.

TC_AN20_POL_NFCA_02.112 (Maximum Vs,ov) passed.

11-21 rue Hubble
Parc de la Haute borne
59650 Villeneuve d'Ascq – France
+33 320 746 630
smartcards@microprossx.com

c. MPLog Traces

Trace 1: C:\Users\MICROPROSS\Desktop\Project\san\TS_MPM3_NFC Forum Analog_v3.2.1\NFC Forum Analog Test Suite\[Default Session] Traces\[_3][J1]TC_AN20_POL_NFCA_02.112 (Maximum Vs,ov)[2020-08-18T155741]\Attempt 1\Trace.mplog

d. Pictures

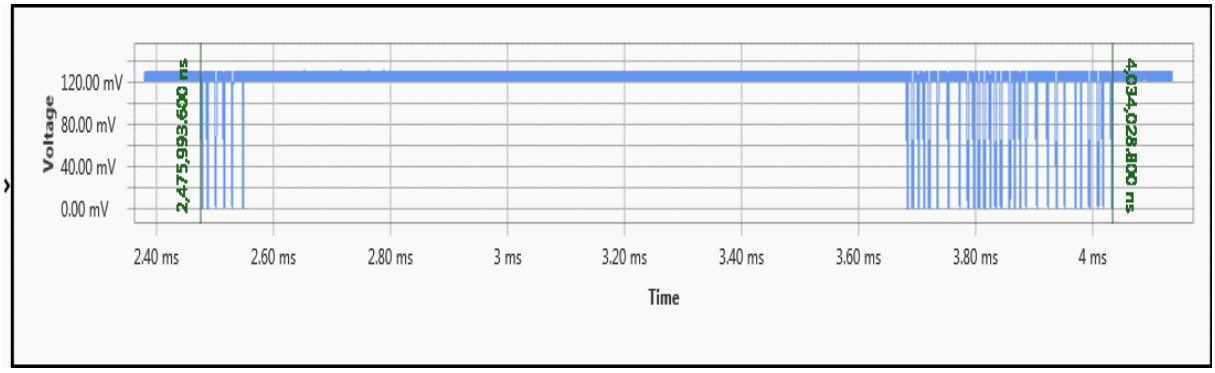

Picture

11-21 rue Hubble
Parc de la Haute borne
59650 Villeneuve d'Ascq – France
+33 320 746 630
smartcards@microprocss.com

263. Test: TC_AN20_POL_NFCA_02.113 (Maximum Vs,ov)

a. Test Case Information

Operator	*Default Operator*
Description	*This test verifies load modulation amplitude reception test. It is needed to have all position of the PowerTransferMeasurement (TC_AN20_POL_UND_01) with the result PASS. And then process the Load Modulation Setup*
Testing Date	*2020-08-18T16:00*
Device Name	*TCL2*
Device Serial Number	*MP3.12.35.20*
Firmware version	*43.0*
Driver version	*1.29*
MPManager version	*3.6.4*
Test case status	*PASSED*

b. Test Log

TC_AN20_POL_NFCA_02.113 (Maximum Vs,ov)

This test verifies load modulation amplitude reception test.

It is needed to have all position of the PowerTransferMeasurement (TC_AN20_POL_UND_01) with the result PASS.

And then process the Load Modulation Setup

Parameters:

Power Transfer (VS,OV): In the range between min and max VOV

Carrier frequency (fS,C): Nominal

Load Modulation (Vs,lma): Minimum, Maximum

11-21 rue Hubble
Parc de la Haute borne
59650 Villeneuve d'Ascq – France
+33 320 746 630
smartcards@microprocss.com

Modulation: Nominal

Device Configuration:

Poller: Device Under Test

NFC Forum Reference Device: Listener 3

Jumper Configuration:

Position J3 at position 1 (820 Ω)

Load Modulation (Vs,lma): Maximum

NFC-A_106 Maximal Vs,lma For Listener 3 and Poller 3

Position: 113

Attempt 1

VSet Vs,lma Maximum for Vs,ov = 9.07073

Execute exchange

Using Scenario from Activity 1.1

The scenario is compliant with specifications

The Polling Device under test shall function properly in each test condition.

The Load Modulation Amplitude Reception of the Polling Device under test is compliant.

TC_AN20_POL_NFCA_02.113 (Maximum Vs,ov) passed.

11-21 rue Hubble
Parc de la Haute borne
59650 Villeneuve d'Ascq – France
+33 320 746 630
smartcards@microprossss.com

c. MPLog Traces

Trace 1: C:\Users\MICROPROSS\Desktop\Project\san\TS_MPM3_NFC Forum Analog_v3.2.1\NFC Forum Analog Test Suite\[Default Session] Traces\[_3][J1]TC_AN20_POL_NFCA_02.113 (Maximum Vs,ov)[2020-08-18T160026]\Attempt 1\Trace.mplog

d. Pictures

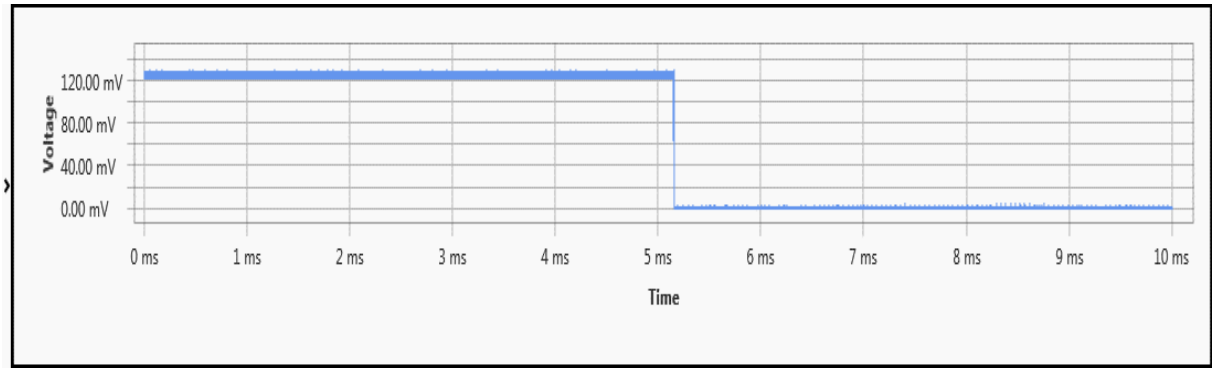

Picture

11-21 rue Hubble
Parc de la Haute borne
59650 Villeneuve d'Ascq – France
+33 320 746 630
smartcards@microprossx.com

264. Test: TC_AN20_POL_NFCA_02.120 (Maximum Vs,ov)

a. Test Case Information

Operator	*Default Operator*
Description	*This test verifies load modulation amplitude reception test. It is needed to have all position of the PowerTransferMeasurement (TC_AN20_POL_UND_01) with the result PASS. And then process the Load Modulation Setup*
Testing Date	*2020-08-18T16:02*
Device Name	*TCL2*
Device Serial Number	*MP3.12.35.20*
Firmware version	*43.0*
Driver version	*1.29*
MPManager version	*3.6.4*
Test case status	*PASSED*

b. Test Log

TC_AN20_POL_NFCA_02.120 (Maximum Vs,ov)

This test verifies load modulation amplitude reception test.

It is needed to have all position of the PowerTransferMeasurement (TC_AN20_POL_UND_01) with the result PASS.

And then process the Load Modulation Setup

Parameters:

Power Transfer (VS,OV): In the range between min and max VOV

Carrier frequency (fS,C): Nominal

Load Modulation (Vs,lma): Minimum, Maximum

11-21 rue Hubble
Parc de la Haute borne
59650 Villeneuve d'Ascq – France
+33 320 746 630
smartcards@microprocss.com

Modulation: Nominal

Device Configuration:

Poller: Device Under Test

NFC Forum Reference Device: Listener 3

Jumper Configuration:

Position J3 at position 1 (820 Ω)

Load Modulation (Vs,lma): Maximum

NFC-A_106 Maximal Vs,lma For Listener 3 and Poller 3

Position: 120

Attempt 1

VSet Vs,lma Maximum for Vs,ov = 9.07073

Execute exchange

Using Scenario from Activity 1.1

The scenario is compliant with specifications

The Polling Device under test shall function properly in each test condition.

The Load Modulation Amplitude Reception of the Polling Device under test is compliant.

TC_AN20_POL_NFCA_02.120 (Maximum Vs,ov) passed.

11-21 rue Hubble
Parc de la Haute borne
59650 Villeneuve d'Ascq – France
+33 320 746 630
smartcards@microprossx.com

c. MPLog Traces

Trace 1: C:\Users\MICROPROSS\Desktop\Project\san\TS_MPM3_NFC Forum Analog_v3.2.1\NFC Forum Analog Test Suite\[Default Session] Traces\[_3][J1]TC_AN20_POL_NFCA_02.120 (Maximum Vs,ov)[2020-08-18T160246]\Attempt 1\Trace.mplog

d. Pictures

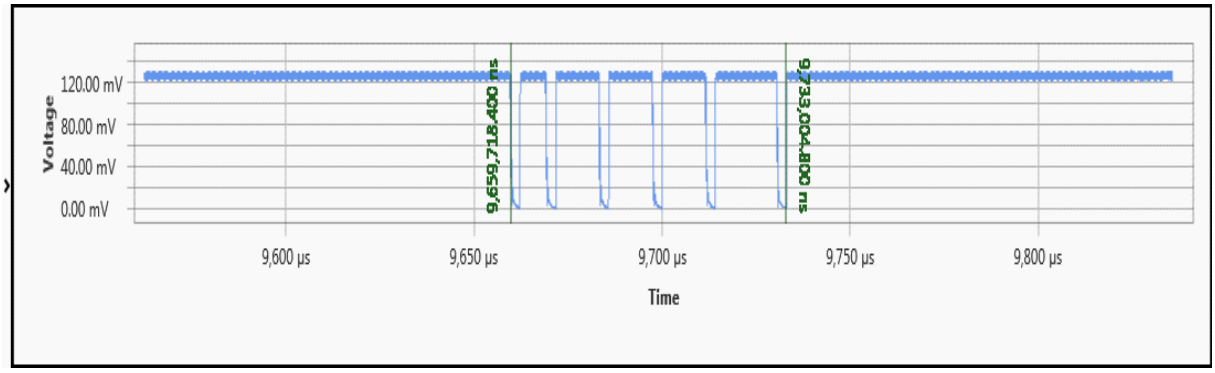

Picture

11-21 rue Hubble
Parc de la Haute borne
59650 Villeneuve d'Ascq – France
+33 320 746 630
smartcards@microprocess.com

265. Test: TC_AN20_POL_NFCA_02.121 (Maximum Vs,ov)

a. Test Case Information

Operator	*Default Operator*
Description	*This test verifies load modulation amplitude reception test. It is needed to have all position of the PowerTransferMeasurement (TC_AN20_POL_UND_01) with the result PASS. And then process the Load Modulation Setup*
Testing Date	*2020-08-18T16:07*
Device Name	*TCL2*
Device Serial Number	*MP3.12.35.20*
Firmware version	*43.0*
Driver version	*1.29*
MPManager version	*3.6.4*
Test case status	*PASSED*

b. Test Log

TC_AN20_POL_NFCA_02.121 (Maximum Vs,ov)

This test verifies load modulation amplitude reception test.

It is needed to have all position of the PowerTransferMeasurement (TC_AN20_POL_UND_01) with the result PASS.

And then process the Load Modulation Setup

Parameters:

Power Transfer (VS,OV): In the range between min and max VOV

Carrier frequency (fS,C): Nominal

Load Modulation (Vs,lma): Minimum, Maximum

11-21 rue Hubble
Parc de la Haute borne
59650 Villeneuve d'Ascq – France
+33 320 746 630
smartcards@microprocess.com

Modulation: Nominal

Device Configuration:

Poller: Device Under Test

NFC Forum Reference Device: Listener 3

Jumper Configuration:

Position J3 at position 1 (820 Ω)

Load Modulation (Vs,lma): Maximum

NFC-A_106 Maximal Vs,lma For Listener 3 and Poller 3

Position: 121

Attempt 1

VSet Vs,lma Maximum for Vs,ov = 9.07073

Execute exchange

Using Scenario from Activity 1.1

The scenario is compliant with specifications

The Polling Device under test shall function properly in each test condition.

The Load Modulation Amplitude Reception of the Polling Device under test is compliant.

TC_AN20_POL_NFCA_02.121 (Maximum Vs,ov) passed.

11-21 rue Hubble
Parc de la Haute borne
59650 Villeneuve d'Ascq – France
+33 320 746 630
smartcards@microprossx.com

c. MPLog Traces

Trace 1: C:\Users\MICROPROSS\Desktop\Project\san\TS_MPM3_NFC Forum Analog_v3.2.1\NFC Forum Analog Test Suite\[Default Session] Traces\[_3][J1]TC_AN20_POL_NFCA_02.121 (Maximum Vs,ov)[2020-08-18T160704]\Attempt 1\Trace.mplog

d. Pictures

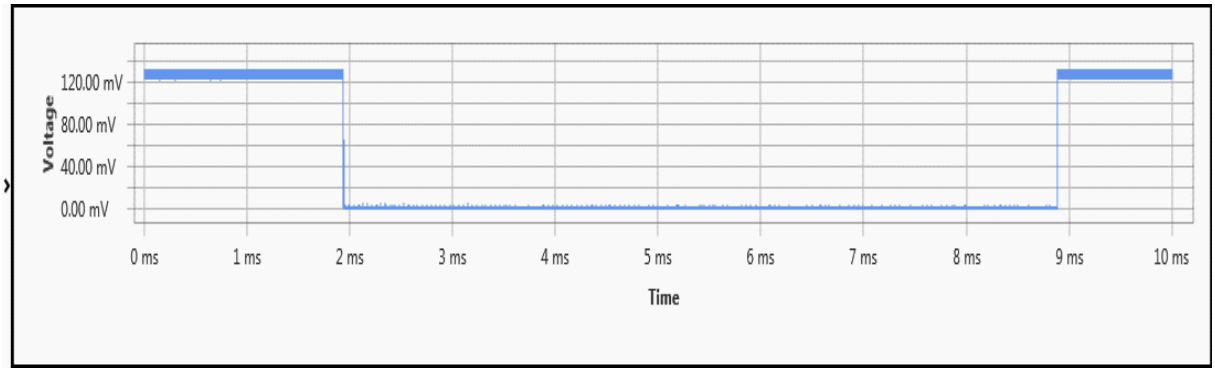

Picture

11-21 rue Hubble
Parc de la Haute borne
59650 Villeneuve d'Ascq – France
+33 320 746 630
smartcards@microprocss.com

266. Test: TC_AN20_POL_NFCA_02.122 (Maximum Vs,ov)

a. Test Case Information

Operator	*Default Operator*
Description	*This test verifies load modulation amplitude reception test. It is needed to have all position of the PowerTransferMeasurement (TC_AN20_POL_UND_01) with the result PASS. And then process the Load Modulation Setup*
Testing Date	*2020-08-18T16:08*
Device Name	*TCL2*
Device Serial Number	*MP3.12.35.20*
Firmware version	*43.0*
Driver version	*1.29*
MPManager version	*3.6.4*
Test case status	*PASSED*

b. Test Log

TC_AN20_POL_NFCA_02.122 (Maximum Vs,ov)

This test verifies load modulation amplitude reception test.

It is needed to have all position of the PowerTransferMeasurement (TC_AN20_POL_UND_01) with the result PASS.

And then process the Load Modulation Setup

Parameters:

Power Transfer (VS,OV): In the range between min and max VOV

Carrier frequency (fS,C): Nominal

Load Modulation (Vs,lma): Minimum, Maximum

11-21 rue Hubble
Parc de la Haute borne
59650 Villeneuve d'Ascq – France
+33 320 746 630
smartcards@microprocss.com

Modulation: Nominal

Device Configuration:

Poller: Device Under Test

NFC Forum Reference Device: Listener 3

Jumper Configuration:

Position J3 at position 1 (820 Ω)

Load Modulation (Vs,lma): Maximum

NFC-A_106 Maximal Vs,lma For Listener 3 and Poller 3

Position: 122

Attempt 1

VSet Vs,lma Maximum for Vs,ov = 9.07073

Execute exchange

Using Scenario from Activity 1.1

The scenario is compliant with specifications

The Polling Device under test shall function properly in each test condition.

The Load Modulation Amplitude Reception of the Polling Device under test is compliant.

TC_AN20_POL_NFCA_02.122 (Maximum Vs,ov) passed.

11-21 rue Hubble
Parc de la Haute borne
59650 Villeneuve d'Ascq – France
+33 320 746 630
smartcards@microprossx.com

c. MPLog Traces

Trace 1: C:\Users\MICROPROSS\Desktop\Project\san\TS_MPM3_NFC Forum Analog_v3.2.1\NFC Forum Analog Test Suite\[Default Session] Traces\[_3][J1]TC_AN20_POL_NFCA_02.122 (Maximum Vs,ov)[2020-08-18T160836]\Attempt 1\Trace.mplog

d. Pictures

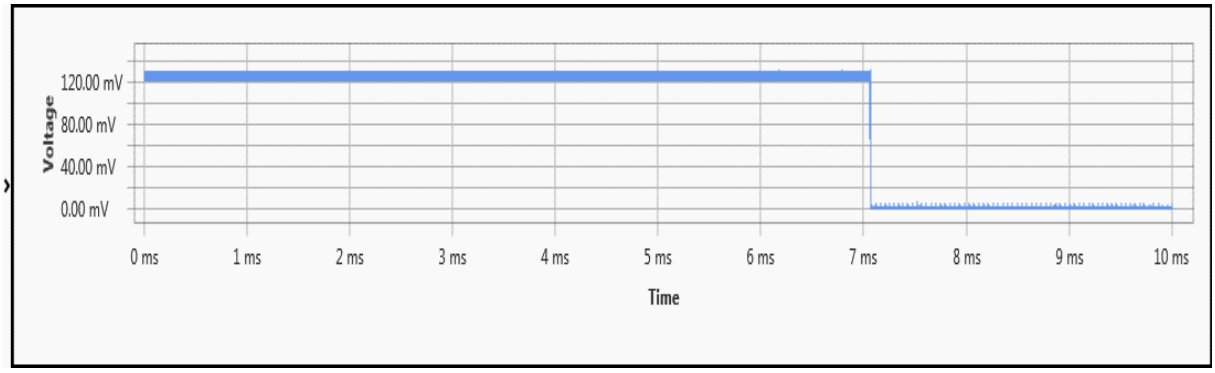

Picture

11-21 rue Hubble
Parc de la Haute borne
59650 Villeneuve d'Ascq – France
+33 320 746 630
smartcards@microprocss.com

267. Test: TC_AN20_POL_NFCA_02.123 (Maximum Vs,ov)

a. Test Case Information

Operator	*Default Operator*
Description	*This test verifies load modulation amplitude reception test. It is needed to have all position of the PowerTransferMeasurement (TC_AN20_POL_UND_01) with the result PASS. And then process the Load Modulation Setup*
Testing Date	*2020-08-18T16:10*
Device Name	*TCL2*
Device Serial Number	*MP3.12.35.20*
Firmware version	*43.0*
Driver version	*1.29*
MPManager version	*3.6.4*
Test case status	*PASSED*

b. Test Log

TC_AN20_POL_NFCA_02.123 (Maximum Vs,ov)

This test verifies load modulation amplitude reception test.

It is needed to have all position of the PowerTransferMeasurement (TC_AN20_POL_UND_01) with the result PASS.

And then process the Load Modulation Setup

Parameters:

Power Transfer (VS,OV): In the range between min and max VOV

Carrier frequency (fS,C): Nominal

Load Modulation (Vs,lma): Minimum, Maximum

11-21 rue Hubble
Parc de la Haute borne
59650 Villeneuve d'Ascq – France
+33 320 746 630
smartcards@microprocss.com

Modulation: Nominal

Device Configuration:

Poller: Device Under Test

NFC Forum Reference Device: Listener 3

Jumper Configuration:

Position J3 at position 1 (820 Ω)

Load Modulation (Vs,lma): Maximum

NFC-A_106 Maximal Vs,lma For Listener 3 and Poller 3

Position: 123

Attempt 1

VSet Vs,lma Maximum for Vs,ov = 9.07073

Execute exchange

Using Scenario from Activity 1.1

The scenario is compliant with specifications

The Polling Device under test shall function properly in each test condition.

The Load Modulation Amplitude Reception of the Polling Device under test is compliant.

TC_AN20_POL_NFCA_02.123 (Maximum Vs,ov) passed.

11-21 rue Hubble
Parc de la Haute borne
59650 Villeneuve d'Ascq – France
+33 320 746 630
smartcards@microprossss.com

c. MPLog Traces

Trace 1: C:\Users\MICROPROSS\Desktop\Project\san\TS_MPM3_NFC Forum Analog_v3.2.1\NFC Forum Analog Test Suite\[Default Session] Traces\[_3][J1]TC_AN20_POL_NFCA_02.123 (Maximum Vs,ov)[2020-08-18T161043]\Attempt 1\Trace.mplog

d. Pictures

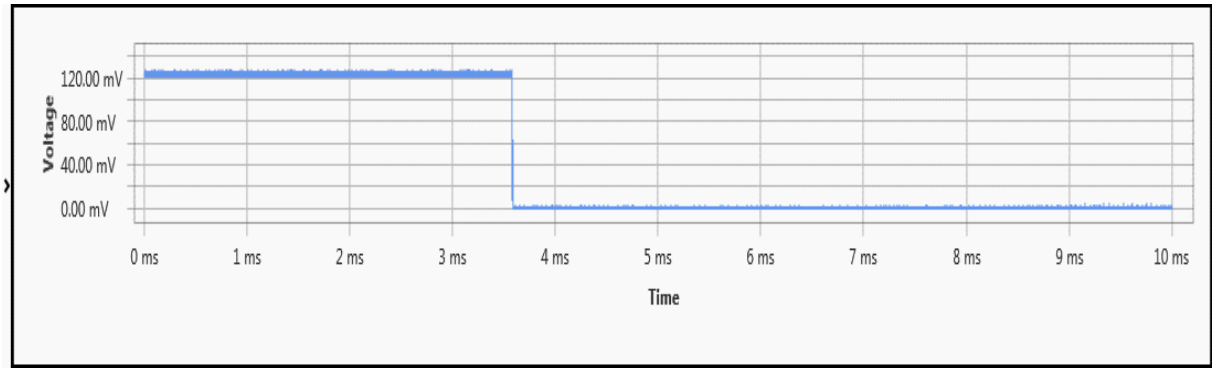

Picture

11-21 rue Hubble
Parc de la Haute borne
59650 Villeneuve d'Ascq – France
+33 320 746 630
smartcards@microprocss.com

268. Test: TC_AN20_POL_NFCB_02.000 (Minimum Vs,ov)

a. Test Case Information

Operator	*Default Operator*
Description	*This test verifies load modulation amplitude reception test. It is needed to have all position of the PowerTransferMeasurement (TC_AN20_POL_UND_01) with the result PASS. And then process the Load Modulation Setup*
Testing Date	*2020-08-18T16:27*
Device Name	*TCL2*
Device Serial Number	*MP3.12.35.20*
Firmware version	*43.0*
Driver version	*1.29*
MPManager version	*3.6.4*
Test case status	*PASSED*

b. Test Log

TC_AN20_POL_NFCB_02.000 (Minimum Vs,ov)

This test verifies load modulation amplitude reception test.

It is needed to have all position of the PowerTransferMeasurement (TC_AN20_POL_UND_01) with the result PASS.

And then process the Load Modulation Setup

Parameters:

Power Transfer (VS,OV): In the range between min and max VOV

Carrier frequency (fS,C): Nominal

Load Modulation (Vs,lma): Minimum, Maximum

11-21 rue Hubble
Parc de la Haute borne
59650 Villeneuve d'Ascq – France
+33 320 746 630
smartcards@microprocss.com

Modulation: Nominal

Device Configuration:

Poller: Device Under Test

NFC Forum Reference Device: Listener 3

Jumper Configuration:

Position J3 at position 3 (330 Ω)

Load Modulation (Vs,lma): Minimum

NFC-B _106 Minimal Vs,lma For Listener 3 and Poller 0

Position: 000

Attempt 1

VSet Vs,lma Minimum for Vs,ov = 5.29585

Execute exchange

Using Scenario from Activity 1.1

The scenario is compliant with specifications

The Polling Device under test shall function properly in each test condition.

The Load Modulation Amplitude Reception of the Polling Device under test is compliant.

TC_AN20_POL_NFCB_02.000 (Minimum Vs,ov) passed.

11-21 rue Hubble
Parc de la Haute borne
59650 Villeneuve d'Ascq – France
+33 320 746 630
smartcards@microprossss.com

c. MPLog Traces

Trace 1: C:\Users\MICROPROSS\Desktop\Project\san\TS_MPM3_NFC Forum Analog_v3.2.1\NFC Forum Analog Test Suite\[Default Session] Traces\[_3][J3]TC_AN20_POL_NFCB_02.000 (Minimum Vs,ov)[2020-08-18T162753]\Attempt 1\Trace.mplog

d. Pictures

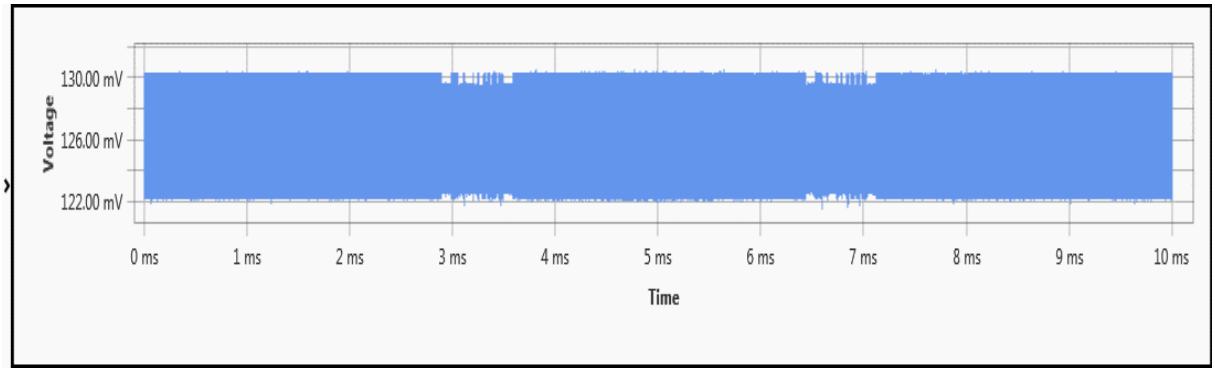

Picture

11-21 rue Hubble
Parc de la Haute borne
59650 Villeneuve d'Ascq – France
+33 320 746 630
smartcards@microprocess.com

269. Test: TC_AN20_POL_NFCB_02.010 (Minimum Vs,ov)

a. Test Case Information

Operator	*Default Operator*
Description	*This test verifies load modulation amplitude reception test. It is needed to have all position of the PowerTransferMeasurement (TC_AN20_POL_UND_01) with the result PASS. And then process the Load Modulation Setup*
Testing Date	*2020-08-18T16:29*
Device Name	*TCL2*
Device Serial Number	*MP3.12.35.20*
Firmware version	*43.0*
Driver version	*1.29*
MPManager version	*3.6.4*
Test case status	*PASSED*

b. Test Log

TC_AN20_POL_NFCB_02.010 (Minimum Vs,ov)

This test verifies load modulation amplitude reception test.

It is needed to have all position of the PowerTransferMeasurement (TC_AN20_POL_UND_01) with the result PASS.

And then process the Load Modulation Setup

Parameters:

Power Transfer (VS,OV): In the range between min and max VOV

Carrier frequency (fS,C): Nominal

Load Modulation (Vs,lma): Minimum, Maximum

11-21 rue Hubble
Parc de la Haute borne
59650 Villeneuve d'Ascq – France
+33 320 746 630
smartcards@microprocess.com

Modulation: Nominal

Device Configuration:

Poller: Device Under Test

NFC Forum Reference Device: Listener 3

Jumper Configuration:

Position J3 at position 3 (330 Ω)

Load Modulation (Vs,lma): Minimum

NFC-B _106 Minimal Vs,lma For Listener 3 and Poller 0

Position: 010

Attempt 1

VSet Vs,lma Minimum for Vs,ov = 5.29585

Execute exchange

Using Scenario from Activity 1.1

The scenario is compliant with specifications

The Polling Device under test shall function properly in each test condition.

The Load Modulation Amplitude Reception of the Polling Device under test is compliant.

TC_AN20_POL_NFCB_02.010 (Minimum Vs,ov) passed.

11-21 rue Hubble
Parc de la Haute borne
59650 Villeneuve d'Ascq – France
+33 320 746 630
smartcards@microprocss.com

c. MPLog Traces

Trace 1: C:\Users\MICROPROSS\Desktop\Project\san\TS_MPM3_NFC Forum Analog_v3.2.1\NFC Forum Analog Test Suite\[Default Session] Traces\[_3][J3]TC_AN20_POL_NFCB_02.010 (Minimum Vs,ov)[2020-08-18T162940]\Attempt 1\Trace.mplog

d. Pictures

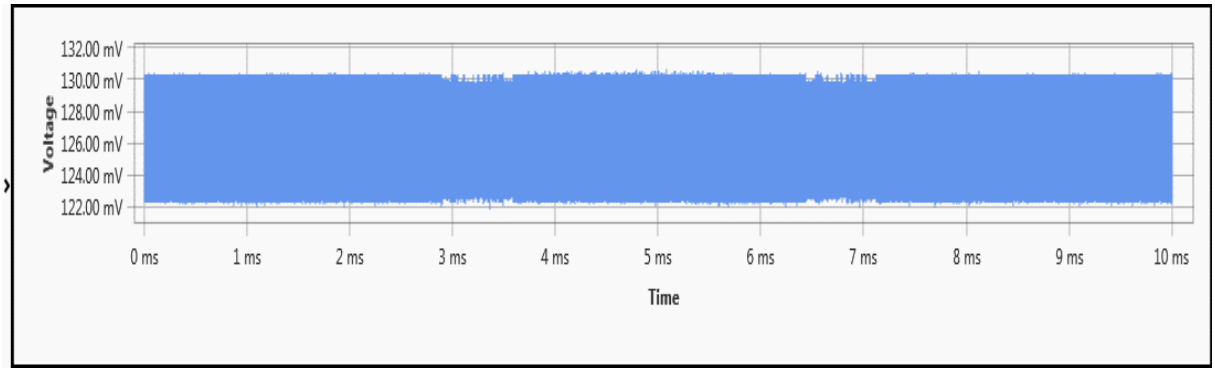

Picture

11-21 rue Hubble
Parc de la Haute borne
59650 Villeneuve d'Ascq – France
+33 320 746 630
smartcards@microprocess.com

270. Test: TC_AN20_POL_NFCB_02.011 (Minimum Vs,ov)

a. Test Case Information

Operator	*Default Operator*
Description	*This test verifies load modulation amplitude reception test. It is needed to have all position of the PowerTransferMeasurement (TC_AN20_POL_UND_01) with the result PASS. And then process the Load Modulation Setup*
Testing Date	*2020-08-18T16:31*
Device Name	*TCL2*
Device Serial Number	*MP3.12.35.20*
Firmware version	*43.0*
Driver version	*1.29*
MPManager version	*3.6.4*
Test case status	*PASSED*

b. Test Log

TC_AN20_POL_NFCB_02.011 (Minimum Vs,ov)

This test verifies load modulation amplitude reception test.

It is needed to have all position of the PowerTransferMeasurement (TC_AN20_POL_UND_01) with the result PASS.

And then process the Load Modulation Setup

Parameters:

Power Transfer (VS,OV): In the range between min and max VOV

Carrier frequency (fS,C): Nominal

Load Modulation (Vs,lma): Minimum, Maximum

11-21 rue Hubble
Parc de la Haute borne
59650 Villeneuve d'Ascq – France
+33 320 746 630
smartcards@microprocss.com

Modulation: Nominal

Device Configuration:

Poller: Device Under Test

NFC Forum Reference Device: Listener 3

Jumper Configuration:

Position J3 at position 3 (330 Ω)

Load Modulation (Vs,lma): Minimum

NFC-B _106 Minimal Vs,lma For Listener 3 and Poller 0

Position: 011

Attempt 1

VSet Vs,lma Minimum for Vs,ov = 5.29585

Execute exchange

Using Scenario from Activity 1.1

The scenario is compliant with specifications

The Polling Device under test shall function properly in each test condition.

The Load Modulation Amplitude Reception of the Polling Device under test is compliant.

TC_AN20_POL_NFCB_02.011 (Minimum Vs,ov) passed.

11-21 rue Hubble
Parc de la Haute borne
59650 Villeneuve d'Ascq – France
+33 320 746 630
smartcards@microprocess.com

c. MPLog Traces

Trace 1: C:\Users\MICROPROSS\Desktop\Project\san\TS_MPM3_NFC Forum Analog_v3.2.1\NFC Forum Analog Test Suite\[Default Session] Traces\[_3][J3]TC_AN20_POL_NFCB_02.011 (Minimum Vs,ov)[2020-08-18T163129]\Attempt 1\Trace.mplog

d. Pictures

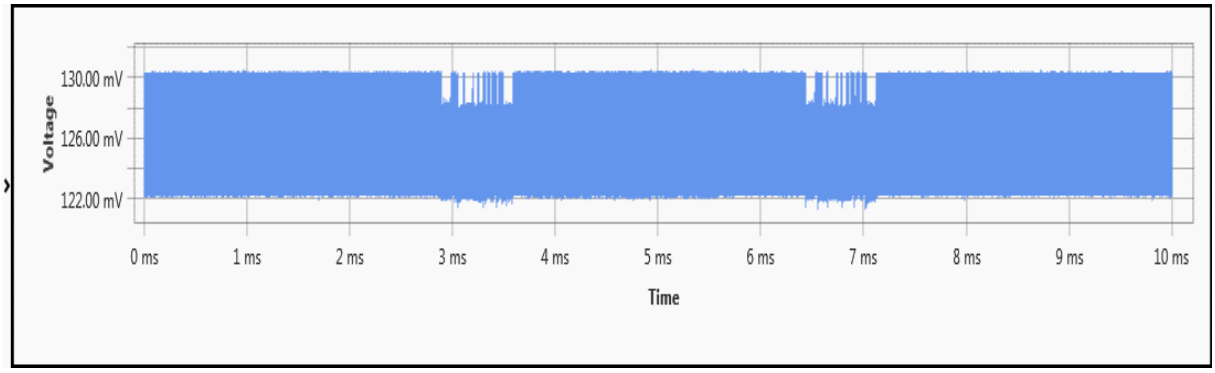

Picture

11-21 rue Hubble
Parc de la Haute borne
59650 Villeneuve d'Ascq – France
+33 320 746 630
smartcards@microprocess.com

271. Test: TC_AN20_POL_NFCB_02.012 (Minimum Vs,ov)

a. Test Case Information

Operator	*Default Operator*
Description	*This test verifies load modulation amplitude reception test. It is needed to have all position of the PowerTransferMeasurement (TC_AN20_POL_UND_01) with the result PASS. And then process the Load Modulation Setup*
Testing Date	*2020-08-18T16:33*
Device Name	*TCL2*
Device Serial Number	*MP3.12.35.20*
Firmware version	*43.0*
Driver version	*1.29*
MPManager version	*3.6.4*
Test case status	*PASSED*

b. Test Log

TC_AN20_POL_NFCB_02.012 (Minimum Vs,ov)

This test verifies load modulation amplitude reception test.

It is needed to have all position of the PowerTransferMeasurement (TC_AN20_POL_UND_01) with the result PASS.

And then process the Load Modulation Setup

Parameters:

Power Transfer (VS,OV): In the range between min and max VOV

Carrier frequency (fS,C): Nominal

Load Modulation (Vs,lma): Minimum, Maximum

11-21 rue Hubble
Parc de la Haute borne
59650 Villeneuve d'Ascq – France
+33 320 746 630
smartcards@microprocss.com

Modulation: Nominal

Device Configuration:

Poller: Device Under Test

NFC Forum Reference Device: Listener 3

Jumper Configuration:

Position J3 at position 3 (330 Ω)

Load Modulation (Vs,lma): Minimum

NFC-B _106 Minimal Vs,lma For Listener 3 and Poller 0

Position: 012

Attempt 1

VSet Vs,lma Minimum for Vs,ov = 5.29585

Execute exchange

Using Scenario from Activity 1.1

The scenario is compliant with specifications

The Polling Device under test shall function properly in each test condition.

The Load Modulation Amplitude Reception of the Polling Device under test is compliant.

TC_AN20_POL_NFCB_02.012 (Minimum Vs,ov) passed.

11-21 rue Hubble
Parc de la Haute borne
59650 Villeneuve d'Ascq – France
+33 320 746 630
smartcards@micropross.com

c. MPLog Traces

Trace 1: C:\Users\MICROPROSS\Desktop\Project\san\TS_MPM3_NFC Forum Analog_v3.2.1\NFC Forum Analog Test Suite\[Default Session] Traces\[_3][J3]TC_AN20_POL_NFCB_02.012 (Minimum Vs,ov)[2020-08-18T163321]\Attempt 1\Trace.mplog

d. Pictures

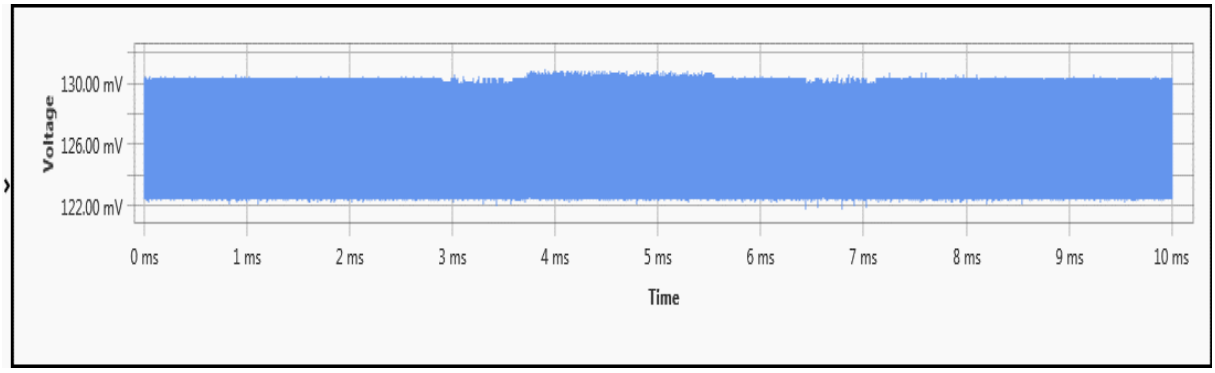

Picture

11-21 rue Hubble
Parc de la Haute borne
59650 Villeneuve d'Ascq – France
+33 320 746 630
smartcards@microprocss.com

272. Test: TC_AN20_POL_NFCB_02.013 (Minimum Vs,ov)

a. Test Case Information

Operator	*Default Operator*
Description	*This test verifies load modulation amplitude reception test. It is needed to have all position of the PowerTransferMeasurement (TC_AN20_POL_UND_01) with the result PASS. And then process the Load Modulation Setup*
Testing Date	*2020-08-18T16:35*
Device Name	*TCL2*
Device Serial Number	*MP3.12.35.20*
Firmware version	*43.0*
Driver version	*1.29*
MPManager version	*3.6.4*
Test case status	*PASSED*

b. Test Log

TC_AN20_POL_NFCB_02.013 (Minimum Vs,ov)

This test verifies load modulation amplitude reception test.

It is needed to have all position of the PowerTransferMeasurement (TC_AN20_POL_UND_01) with the result PASS.

And then process the Load Modulation Setup

Parameters:

Power Transfer (VS,OV): In the range between min and max VOV

Carrier frequency (fS,C): Nominal

Load Modulation (Vs,lma): Minimum, Maximum

11-21 rue Hubble
Parc de la Haute borne
59650 Villeneuve d'Ascq – France
+33 320 746 630
smartcards@microprocss.com

Modulation: Nominal

Device Configuration:

Poller: Device Under Test

NFC Forum Reference Device: Listener 3

Jumper Configuration:

Position J3 at position 3 (330 Ω)

Load Modulation (Vs,lma): Minimum

NFC-B _106 Minimal Vs,lma For Listener 3 and Poller 0

Position: 013

Attempt 1

VSet Vs,lma Minimum for Vs,ov = 5.29585

Execute exchange

Using Scenario from Activity 1.1

The scenario is compliant with specifications

The Polling Device under test shall function properly in each test condition.

The Load Modulation Amplitude Reception of the Polling Device under test is compliant.

TC_AN20_POL_NFCB_02.013 (Minimum Vs,ov) passed.

11-21 rue Hubble
Parc de la Haute borne
59650 Villeneuve d'Ascq – France
+33 320 746 630
smartcards@microprossss.com

c. MPLog Traces

Trace 1: C:\Users\MICROPROSS\Desktop\Project\san\TS_MPM3_NFC Forum Analog_v3.2.1\NFC Forum Analog Test Suite\[Default Session] Traces\[_3][J3]TC_AN20_POL_NFCB_02.013 (Minimum Vs,ov)[2020-08-18T163511]\Attempt 1\Trace.mplog

d. Pictures

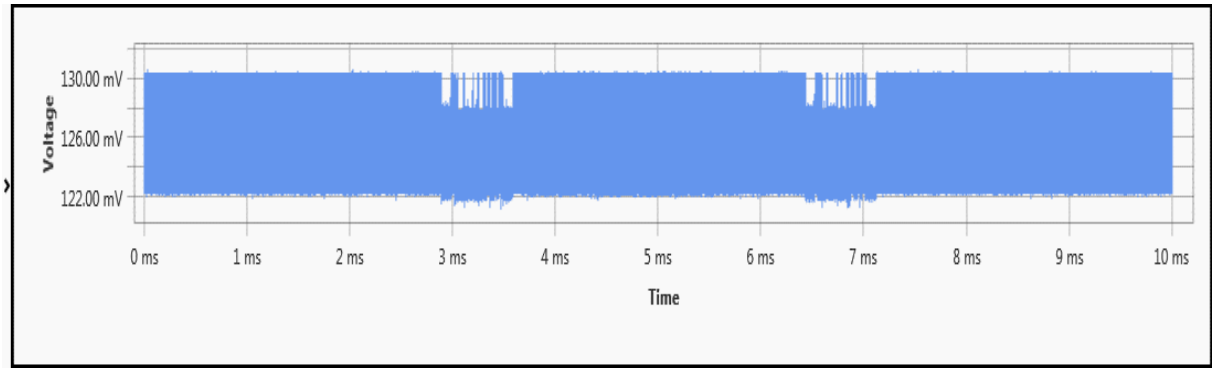

Picture

11-21 rue Hubble
Parc de la Haute borne
59650 Villeneuve d'Ascq – France
+33 320 746 630
smartcards@microprocss.com

273. Test: TC_AN20_POL_NFCB_02.100 (Minimum Vs,ov)

a. Test Case Information

Operator	*Default Operator*
Description	*This test verifies load modulation amplitude reception test. It is needed to have all position of the PowerTransferMeasurement (TC_AN20_POL_UND_01) with the result PASS. And then process the Load Modulation Setup*
Testing Date	*2020-08-18T16:26*
Device Name	*TCL2*
Device Serial Number	*MP3.12.35.20*
Firmware version	*43.0*
Driver version	*1.29*
MPManager version	*3.6.4*
Test case status	*PASSED*

b. Test Log

TC_AN20_POL_NFCB_02.100 (Minimum Vs,ov)

This test verifies load modulation amplitude reception test.

It is needed to have all position of the PowerTransferMeasurement (TC_AN20_POL_UND_01) with the result PASS.

And then process the Load Modulation Setup

Parameters:

Power Transfer (VS,OV): In the range between min and max VOV

Carrier frequency (fS,C): Nominal

Load Modulation (Vs,lma): Minimum, Maximum

11-21 rue Hubble
Parc de la Haute borne
59650 Villeneuve d'Ascq – France
+33 320 746 630
smartcards@microprocess.com

Modulation: Nominal

Device Configuration:

Poller: Device Under Test

NFC Forum Reference Device: Listener 3

Jumper Configuration:

Position J3 at position 3 (330 Ω)

Load Modulation (Vs,lma): Minimum

NFC-B _106 Minimal Vs,lma For Listener 3 and Poller 0

Position: 100

Attempt 1

VSet Vs,lma Minimum for Vs,ov = 5.29585

Execute exchange

Using Scenario from Activity 1.1

The scenario is compliant with specifications

The Polling Device under test shall function properly in each test condition.

The Load Modulation Amplitude Reception of the Polling Device under test is compliant.

TC_AN20_POL_NFCB_02.100 (Minimum Vs,ov) passed.

11-21 rue Hubble
Parc de la Haute borne
59650 Villeneuve d'Ascq – France
+33 320 746 630
smartcards@microprossss.com

c. MPLog Traces

Trace 1: C:\Users\MICROPROSS\Desktop\Project\san\TS_MPM3_NFC Forum Analog_v3.2.1\NFC Forum Analog Test Suite\[Default Session] Traces\[_3][J3]TC_AN20_POL_NFCB_02.100 (Minimum Vs,ov)[2020-08-18T162619]\Attempt 1\Trace.mplog

d. Pictures

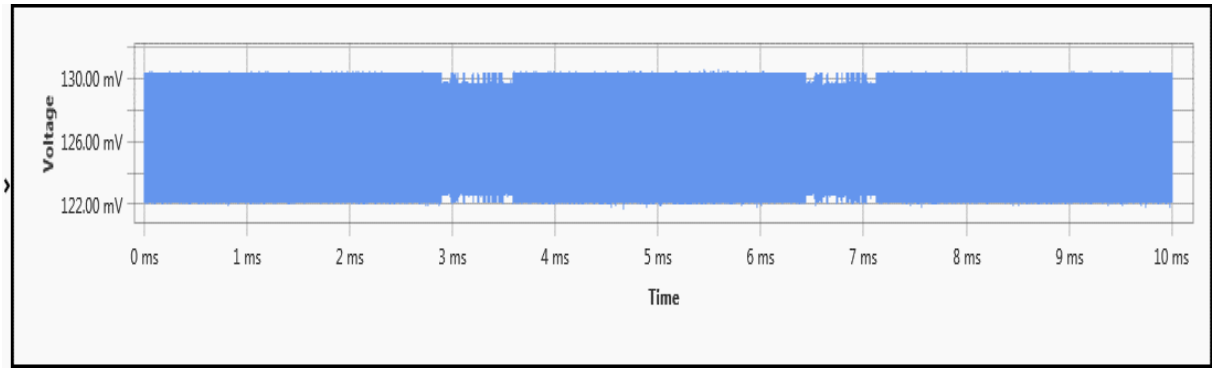

Picture

11-21 rue Hubble
Parc de la Haute borne
59650 Villeneuve d'Ascq – France
+33 320 746 630
smartcards@microprocss.com

274. Test: TC_AN20_POL_NFCB_02.110 (Minimum Vs,ov)

a. Test Case Information

Operator	*Default Operator*
Description	*This test verifies load modulation amplitude reception test. It is needed to have all position of the PowerTransferMeasurement (TC_AN20_POL_UND_01) with the result PASS. And then process the Load Modulation Setup*
Testing Date	*2020-08-18T16:24*
Device Name	*TCL2*
Device Serial Number	*MP3.12.35.20*
Firmware version	*43.0*
Driver version	*1.29*
MPManager version	*3.6.4*
Test case status	*PASSED*

b. Test Log

TC_AN20_POL_NFCB_02.110 (Minimum Vs,ov)

This test verifies load modulation amplitude reception test.

It is needed to have all position of the PowerTransferMeasurement (TC_AN20_POL_UND_01) with the result PASS.

And then process the Load Modulation Setup

Parameters:

Power Transfer (VS,OV): In the range between min and max VOV

Carrier frequency (fS,C): Nominal

Load Modulation (Vs,lma): Minimum, Maximum

11-21 rue Hubble
Parc de la Haute borne
59650 Villeneuve d'Ascq – France
+33 320 746 630
smartcards@microprocss.com

Modulation: Nominal

Device Configuration:

Poller: Device Under Test

NFC Forum Reference Device: Listener 3

Jumper Configuration:

Position J3 at position 3 (330 Ω)

Load Modulation (Vs,lma): Minimum

NFC-B _106 Minimal Vs,lma For Listener 3 and Poller 0

Position: 110

Attempt 1

VSet Vs,lma Minimum for Vs,ov = 5.29585

Execute exchange

Using Scenario from Activity 1.1

The scenario is compliant with specifications

The Polling Device under test shall function properly in each test condition.

The Load Modulation Amplitude Reception of the Polling Device under test is compliant.

TC_AN20_POL_NFCB_02.110 (Minimum Vs,ov) passed.

11-21 rue Hubble
Parc de la Haute borne
59650 Villeneuve d'Ascq – France
+33 320 746 630
smartcards@microprossss.com

c. MPLog Traces

Trace 1: C:\Users\MICROPROSS\Desktop\Project\san\TS_MPM3_NFC Forum Analog_v3.2.1\NFC Forum Analog Test Suite\[Default Session] Traces\[_3][J3]TC_AN20_POL_NFCB_02.110 (Minimum Vs,ov)[2020-08-18T162452]\Attempt 1\Trace.mplog

d. Pictures

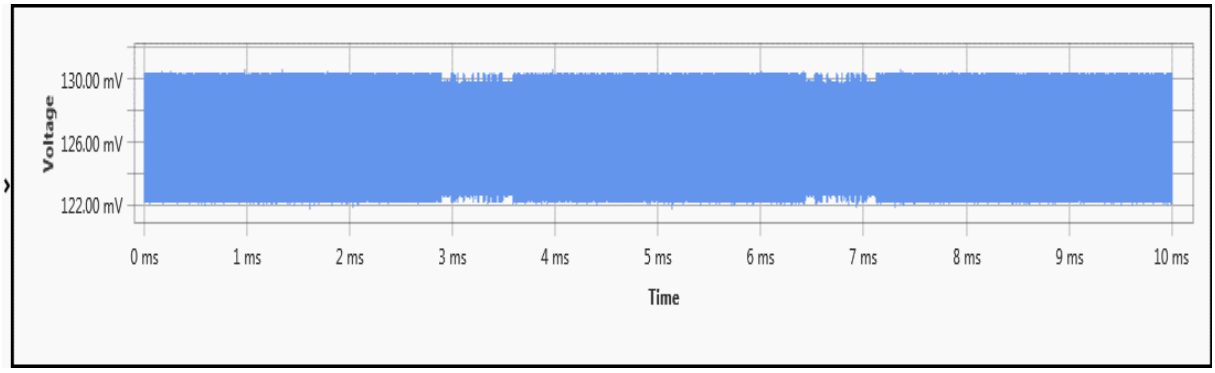

Picture

11-21 rue Hubble
Parc de la Haute borne
59650 Villeneuve d'Ascq – France
+33 320 746 630
smartcards@microprocss.com

275. Test: TC_AN20_POL_NFCB_02.111 (Minimum Vs,ov)

a. Test Case Information

Operator	*Default Operator*
Description	*This test verifies load modulation amplitude reception test. It is needed to have all position of the PowerTransferMeasurement (TC_AN20_POL_UND_01) with the result PASS. And then process the Load Modulation Setup*
Testing Date	*2020-08-18T16:23*
Device Name	*TCL2*
Device Serial Number	*MP3.12.35.20*
Firmware version	*43.0*
Driver version	*1.29*
MPManager version	*3.6.4*
Test case status	*PASSED*

b. Test Log

TC_AN20_POL_NFCB_02.111 (Minimum Vs,ov)

This test verifies load modulation amplitude reception test.

It is needed to have all position of the PowerTransferMeasurement (TC_AN20_POL_UND_01) with the result PASS.

And then process the Load Modulation Setup

Parameters:

Power Transfer (VS,OV): In the range between min and max VOV

Carrier frequency (fS,C): Nominal

Load Modulation (Vs,lma): Minimum, Maximum

11-21 rue Hubble
Parc de la Haute borne
59650 Villeneuve d'Ascq – France
+33 320 746 630
smartcards@microprocss.com

Modulation: Nominal

Device Configuration:

Poller: Device Under Test

NFC Forum Reference Device: Listener 3

Jumper Configuration:

Position J3 at position 3 (330 Ω)

Load Modulation (Vs,lma): Minimum

NFC-B _106 Minimal Vs,lma For Listener 3 and Poller 0

Position: 111

Attempt 1

VSet Vs,lma Minimum for Vs,ov = 5.29585

Execute exchange

Using Scenario from Activity 1.1

The scenario is compliant with specifications

The Polling Device under test shall function properly in each test condition.

The Load Modulation Amplitude Reception of the Polling Device under test is compliant.

TC_AN20_POL_NFCB_02.111 (Minimum Vs,ov) passed.

11-21 rue Hubble
Parc de la Haute borne
59650 Villeneuve d'Ascq – France
+33 320 746 630
smartcards@microprossss.com

c. MPLog Traces

Trace 1: C:\Users\MICROPROSS\Desktop\Project\san\TS_MPM3_NFC Forum Analog_v3.2.1\NFC Forum Analog Test Suite\[Default Session] Traces\[_3][J3]TC_AN20_POL_NFCB_02.111 (Minimum Vs,ov)[2020-08-18T162317]\Attempt 1\Trace.mplog

d. Pictures

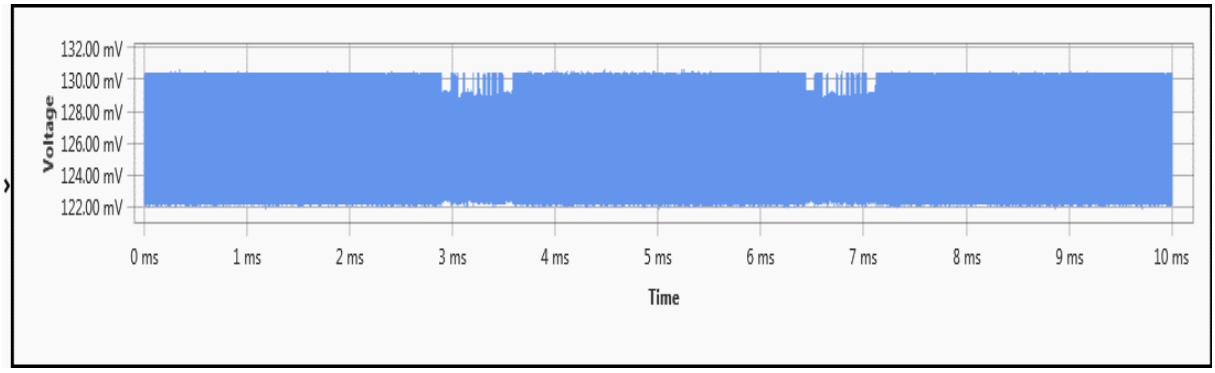

Picture

11-21 rue Hubble
Parc de la Haute borne
59650 Villeneuve d'Ascq – France
+33 320 746 630
smartcards@microprocss.com

276. Test: TC_AN20_POL_NFCB_02.112 (Minimum Vs,ov)

a. Test Case Information

Operator	*Default Operator*
Description	*This test verifies load modulation amplitude reception test. It is needed to have all position of the PowerTransferMeasurement (TC_AN20_POL_UND_01) with the result PASS. And then process the Load Modulation Setup*
Testing Date	*2020-08-18T16:21*
Device Name	*TCL2*
Device Serial Number	*MP3.12.35.20*
Firmware version	*43.0*
Driver version	*1.29*
MPManager version	*3.6.4*
Test case status	*PASSED*

b. Test Log

TC_AN20_POL_NFCB_02.112 (Minimum Vs,ov)

This test verifies load modulation amplitude reception test.

It is needed to have all position of the PowerTransferMeasurement (TC_AN20_POL_UND_01) with the result PASS.

And then process the Load Modulation Setup

Parameters:

Power Transfer (VS,OV): In the range between min and max VOV

Carrier frequency (fS,C): Nominal

Load Modulation (Vs,lma): Minimum, Maximum

11-21 rue Hubble
Parc de la Haute borne
59650 Villeneuve d'Ascq – France
+33 320 746 630
smartcards@microprocss.com

Modulation: Nominal

Device Configuration:

Poller: Device Under Test

NFC Forum Reference Device: Listener 3

Jumper Configuration:

Position J3 at position 3 (330 Ω)

Load Modulation (Vs,lma): Minimum

NFC-B _106 Minimal Vs,lma For Listener 3 and Poller 0

Position: 112

Attempt 1

VSet Vs,lma Minimum for Vs,ov = 5.29585

Execute exchange

Using Scenario from Activity 1.1

The scenario is compliant with specifications

The Polling Device under test shall function properly in each test condition.

The Load Modulation Amplitude Reception of the Polling Device under test is compliant.

TC_AN20_POL_NFCB_02.112 (Minimum Vs,ov) passed.

11-21 rue Hubble
Parc de la Haute borne
59650 Villeneuve d'Ascq – France
+33 320 746 630
smartcards@microprossss.com

c. MPLog Traces

Trace 1: C:\Users\MICROPROSS\Desktop\Project\san\TS_MPM3_NFC Forum Analog_v3.2.1\NFC Forum Analog Test Suite\[Default Session] Traces\[_3][J3]TC_AN20_POL_NFCB_02.112 (Minimum Vs,ov)[2020-08-18T162157]\Attempt 1\Trace.mplog

d. Pictures

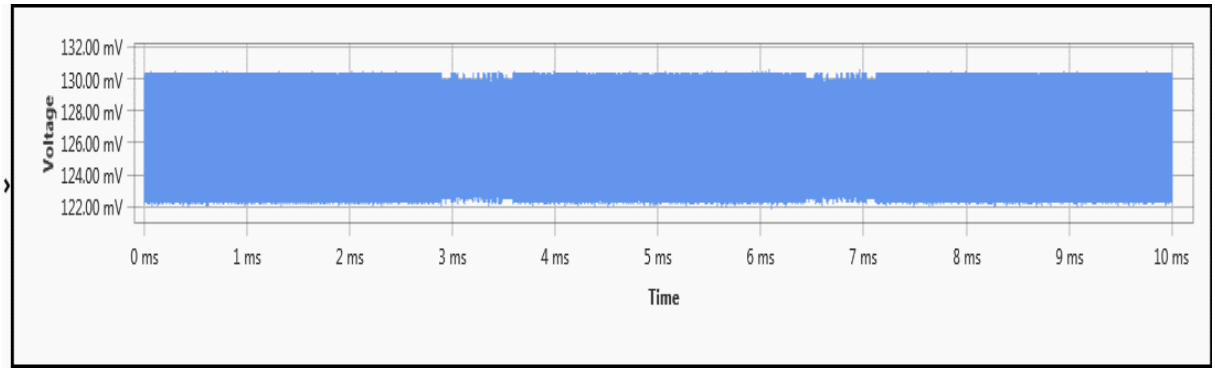

Picture

11-21 rue Hubble
Parc de la Haute borne
59650 Villeneuve d'Ascq – France
+33 320 746 630
smartcards@microprocss.com

277. Test: TC_AN20_POL_NFCB_02.113 (Minimum Vs,ov)

a. Test Case Information

Operator	*Default Operator*
Description	*This test verifies load modulation amplitude reception test. It is needed to have all position of the PowerTransferMeasurement (TC_AN20_POL_UND_01) with the result PASS. And then process the Load Modulation Setup*
Testing Date	*2020-08-18T16:20*
Device Name	*TCL2*
Device Serial Number	*MP3.12.35.20*
Firmware version	*43.0*
Driver version	*1.29*
MPManager version	*3.6.4*
Test case status	*PASSED*

b. Test Log

TC_AN20_POL_NFCB_02.113 (Minimum Vs,ov)

This test verifies load modulation amplitude reception test.

It is needed to have all position of the PowerTransferMeasurement (TC_AN20_POL_UND_01) with the result PASS.

And then process the Load Modulation Setup

Parameters:

Power Transfer (VS,OV): In the range between min and max VOV

Carrier frequency (fS,C): Nominal

Load Modulation (Vs,lma): Minimum, Maximum

11-21 rue Hubble
Parc de la Haute borne
59650 Villeneuve d'Ascq – France
+33 320 746 630
smartcards@microprocss.com

Modulation: Nominal

Device Configuration:

Poller: Device Under Test

NFC Forum Reference Device: Listener 3

Jumper Configuration:

Position J3 at position 3 (330 Ω)

Load Modulation (Vs,lma): Minimum

NFC-B _106 Minimal Vs,lma For Listener 3 and Poller 0

Position: 113

Attempt 1

VSet Vs,lma Minimum for Vs,ov = 5.29585

Execute exchange

Using Scenario from Activity 1.1

The scenario is compliant with specifications

The Polling Device under test shall function properly in each test condition.

The Load Modulation Amplitude Reception of the Polling Device under test is compliant.

TC_AN20_POL_NFCB_02.113 (Minimum Vs,ov) passed.

11-21 rue Hubble
Parc de la Haute borne
59650 Villeneuve d'Ascq – France
+33 320 746 630
smartcards@microprossx.com

c. MPLog Traces

Trace 1: C:\Users\MICROPROSS\Desktop\Project\san\TS_MPM3_NFC Forum Analog_v3.2.1\NFC Forum Analog Test Suite\[Default Session] Traces\[_3][J3]TC_AN20_POL_NFCB_02.113 (Minimum Vs,ov)[2020-08-18T162020]\Attempt 1\Trace.mplog

d. Pictures

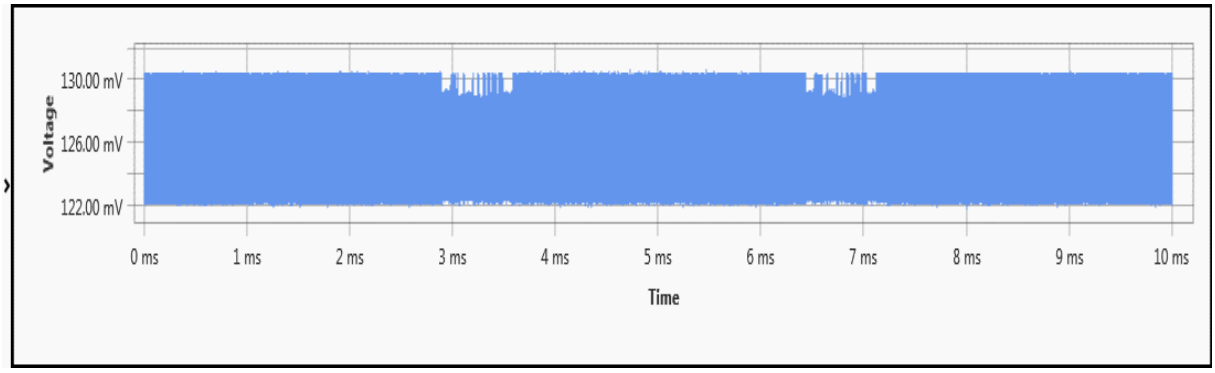

Picture

11-21 rue Hubble
Parc de la Haute borne
59650 Villeneuve d'Ascq – France
+33 320 746 630
smartcards@microprocss.com

278. Test: TC_AN20_POL_NFCB_02.120 (Minimum Vs,ov)

a. Test Case Information

Operator	*Default Operator*
Description	*This test verifies load modulation amplitude reception test. It is needed to have all position of the PowerTransferMeasurement (TC_AN20_POL_UND_01) with the result PASS. And then process the Load Modulation Setup*
Testing Date	*2020-08-18T16:18*
Device Name	*TCL2*
Device Serial Number	*MP3.12.35.20*
Firmware version	*43.0*
Driver version	*1.29*
MPManager version	*3.6.4*
Test case status	*PASSED*

b. Test Log

TC_AN20_POL_NFCB_02.120 (Minimum Vs,ov)

This test verifies load modulation amplitude reception test.

It is needed to have all position of the PowerTransferMeasurement (TC_AN20_POL_UND_01) with the result PASS.

And then process the Load Modulation Setup

Parameters:

Power Transfer (VS,OV): In the range between min and max VOV

Carrier frequency (fS,C): Nominal

Load Modulation (Vs,lma): Minimum, Maximum

11-21 rue Hubble
Parc de la Haute borne
59650 Villeneuve d'Ascq – France
+33 320 746 630
smartcards@microprocess.com

Modulation: Nominal

Device Configuration:

Poller: Device Under Test

NFC Forum Reference Device: Listener 3

Jumper Configuration:

Position J3 at position 3 (330 Ω)

Load Modulation (Vs,lma): Minimum

NFC-B _106 Minimal Vs,lma For Listener 3 and Poller 0

Position: 120

Attempt 1

VSet Vs,lma Minimum for Vs,ov = 5.29585

Execute exchange

Using Scenario from Activity 1.1

The scenario is compliant with specifications

The Polling Device under test shall function properly in each test condition.

The Load Modulation Amplitude Reception of the Polling Device under test is compliant.

TC_AN20_POL_NFCB_02.120 (Minimum Vs,ov) passed.

11-21 rue Hubble
Parc de la Haute borne
59650 Villeneuve d'Ascq – France
+33 320 746 630
smartcards@microprocss.com

c. MPLog Traces

Trace 1: C:\Users\MICROPROSS\Desktop\Project\san\TS_MPM3_NFC Forum Analog_v3.2.1\NFC Forum Analog Test Suite\[Default Session] Traces\[_3][J3]TC_AN20_POL_NFCB_02.120 (Minimum Vs,ov)[2020-08-18T161825]\Attempt 1\Trace.mplog

d. Pictures

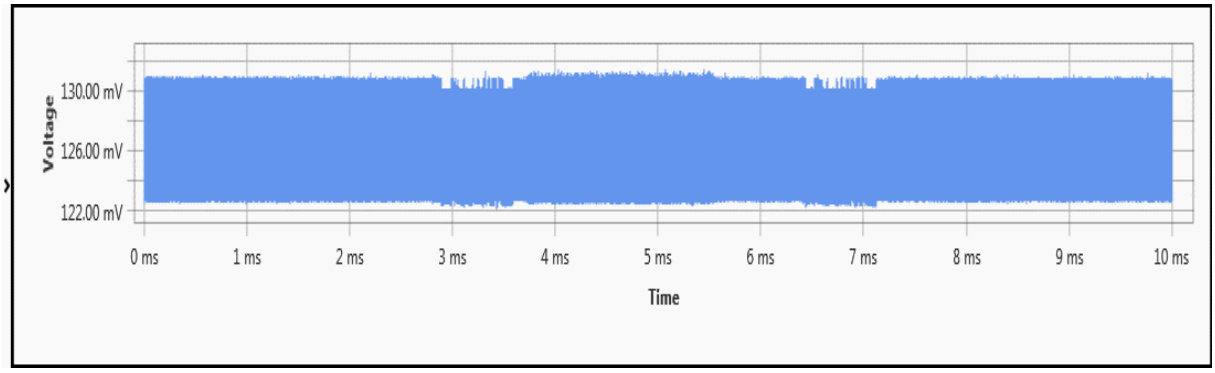

Picture

11-21 rue Hubble
Parc de la Haute borne
59650 Villeneuve d'Ascq – France
+33 320 746 630
smartcards@microprocss.com

279. Test: TC_AN20_POL_NFCB_02.121 (Minimum Vs,ov)

a. Test Case Information

Operator	*Default Operator*
Description	*This test verifies load modulation amplitude reception test. It is needed to have all position of the PowerTransferMeasurement (TC_AN20_POL_UND_01) with the result PASS. And then process the Load Modulation Setup*
Testing Date	*2020-08-18T16:16*
Device Name	*TCL2*
Device Serial Number	*MP3.12.35.20*
Firmware version	*43.0*
Driver version	*1.29*
MPManager version	*3.6.4*
Test case status	*PASSED*

b. Test Log

TC_AN20_POL_NFCB_02.121 (Minimum Vs,ov)

This test verifies load modulation amplitude reception test.

It is needed to have all position of the PowerTransferMeasurement (TC_AN20_POL_UND_01) with the result PASS.

And then process the Load Modulation Setup

Parameters:

Power Transfer (VS,OV): In the range between min and max VOV

Carrier frequency (fS,C): Nominal

Load Modulation (Vs,lma): Minimum, Maximum

11-21 rue Hubble
Parc de la Haute borne
59650 Villeneuve d'Ascq – France
+33 320 746 630
smartcards@microprocss.com

Modulation: Nominal

Device Configuration:

Poller: Device Under Test

NFC Forum Reference Device: Listener 3

Jumper Configuration:

Position J3 at position 3 (330 Ω)

Load Modulation (Vs,lma): Minimum

NFC-B _106 Minimal Vs,lma For Listener 3 and Poller 0

Position: 121

Attempt 1

VSet Vs,lma Minimum for Vs,ov = 5.29585

Execute exchange

Using Scenario from Activity 1.1

The scenario is compliant with specifications

The Polling Device under test shall function properly in each test condition.

The Load Modulation Amplitude Reception of the Polling Device under test is compliant.

TC_AN20_POL_NFCB_02.121 (Minimum Vs,ov) passed.

11-21 rue Hubble
Parc de la Haute borne
59650 Villeneuve d'Ascq – France
+33 320 746 630
smartcards@microprossss.com

c. MPLog Traces

Trace 1: C:\Users\MICROPROSS\Desktop\Project\san\TS_MPM3_NFC Forum Analog_v3.2.1\NFC Forum Analog Test Suite\[Default Session] Traces\[_3][J3]TC_AN20_POL_NFCB_02.121 (Minimum Vs,ov)[2020-08-18T161652]\Attempt 1\Trace.mplog

d. Pictures

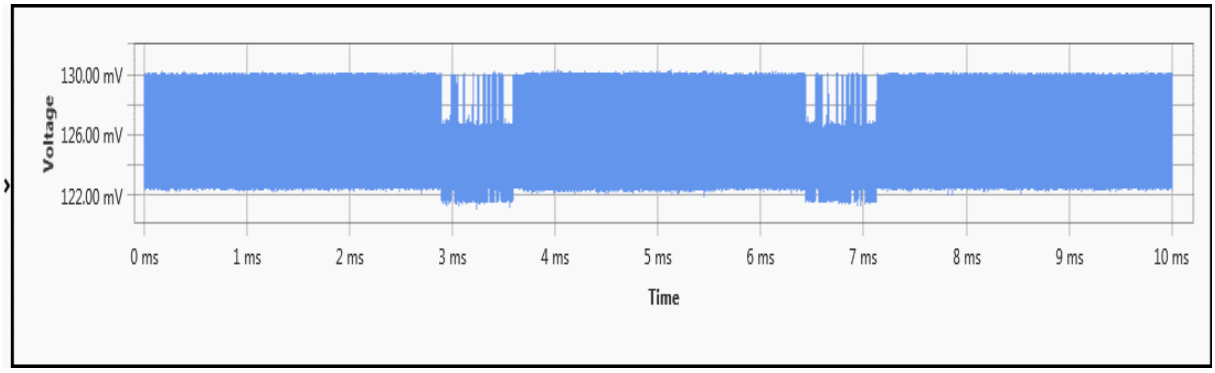

Picture

11-21 rue Hubble
Parc de la Haute borne
59650 Villeneuve d'Ascq – France
+33 320 746 630
smartcards@microprocess.com

280. Test: TC_AN20_POL_NFCB_02.122 (Minimum Vs,ov)

a. Test Case Information

Operator	*Default Operator*
Description	*This test verifies load modulation amplitude reception test. It is needed to have all position of the PowerTransferMeasurement (TC_AN20_POL_UND_01) with the result PASS. And then process the Load Modulation Setup*
Testing Date	*2020-08-18T16:15*
Device Name	*TCL2*
Device Serial Number	*MP3.12.35.20*
Firmware version	*43.0*
Driver version	*1.29*
MPManager version	*3.6.4*
Test case status	*PASSED*

b. Test Log

TC_AN20_POL_NFCB_02.122 (Minimum Vs,ov)

This test verifies load modulation amplitude reception test.

It is needed to have all position of the PowerTransferMeasurement (TC_AN20_POL_UND_01) with the result PASS.

And then process the Load Modulation Setup

Parameters:

Power Transfer (VS,OV): In the range between min and max VOV

Carrier frequency (fS,C): Nominal

Load Modulation (Vs,lma): Minimum, Maximum

11-21 rue Hubble
Parc de la Haute borne
59650 Villeneuve d'Ascq – France
+33 320 746 630
smartcards@microprocss.com

Modulation: Nominal

Device Configuration:

Poller: Device Under Test

NFC Forum Reference Device: Listener 3

Jumper Configuration:

Position J3 at position 3 (330 Ω)

Load Modulation (Vs,lma): Minimum

NFC-B _106 Minimal Vs,lma For Listener 3 and Poller 0

Position: 122

Attempt 1

VSet Vs,lma Minimum for Vs,ov = 5.29585

Execute exchange

Using Scenario from Activity 1.1

The scenario is compliant with specifications

The Polling Device under test shall function properly in each test condition.

The Load Modulation Amplitude Reception of the Polling Device under test is compliant.

TC_AN20_POL_NFCB_02.122 (Minimum Vs,ov) passed.

11-21 rue Hubble
Parc de la Haute borne
59650 Villeneuve d'Ascq – France
+33 320 746 630
smartcards@microprossss.com

c. MPLog Traces

Trace 1: C:\Users\MICROPROSS\Desktop\Project\san\TS_MPM3_NFC Forum Analog_v3.2.1\NFC Forum Analog Test Suite\[Default Session] Traces\[_3][J3]TC_AN20_POL_NFCB_02.122 (Minimum Vs,ov)[2020-08-18T161518]\Attempt 1\Trace.mplog

d. Pictures

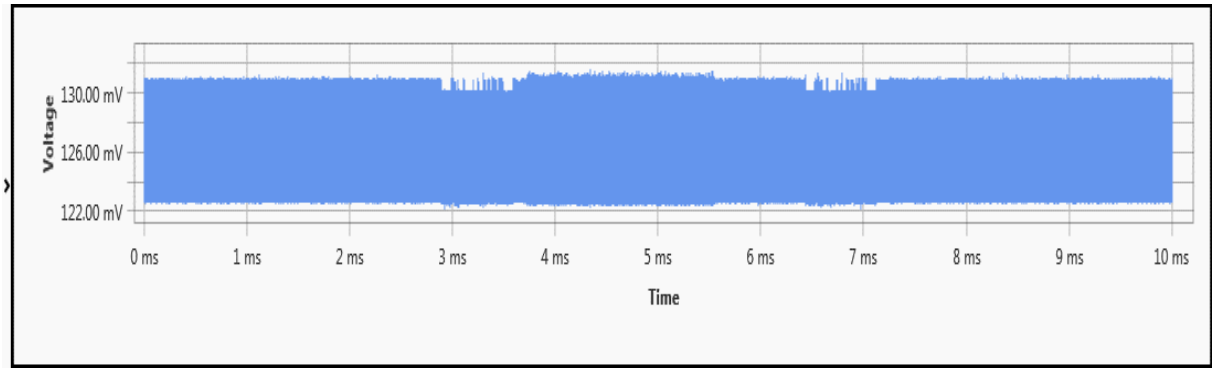

Picture

11-21 rue Hubble
Parc de la Haute borne
59650 Villeneuve d'Ascq – France
+33 320 746 630
smartcards@microprossx.com

281. Test: TC_AN20_POL_NFCB_02.123 (Minimum Vs,ov)

a. Test Case Information

Operator	*Default Operator*
Description	*This test verifies load modulation amplitude reception test. It is needed to have all position of the PowerTransferMeasurement (TC_AN20_POL_UND_01) with the result PASS. And then process the Load Modulation Setup*
Testing Date	*2020-08-18T16:13*
Device Name	*TCL2*
Device Serial Number	*MP3.12.35.20*
Firmware version	*43.0*
Driver version	*1.29*
MPManager version	*3.6.4*
Test case status	*PASSED*

b. Test Log

TC_AN20_POL_NFCB_02.123 (Minimum Vs,ov)

This test verifies load modulation amplitude reception test.

It is needed to have all position of the PowerTransferMeasurement (TC_AN20_POL_UND_01) with the result PASS.

And then process the Load Modulation Setup

Parameters:

Power Transfer (VS,OV): In the range between min and max VOV

Carrier frequency (fS,C): Nominal

Load Modulation (Vs,lma): Minimum, Maximum

11-21 rue Hubble
Parc de la Haute borne
59650 Villeneuve d'Ascq – France
+33 320 746 630
smartcards@microprocss.com

Modulation: Nominal

Device Configuration:

Poller: Device Under Test

NFC Forum Reference Device: Listener 3

Jumper Configuration:

Position J3 at position 3 (330 Ω)

Load Modulation (Vs,lma): Minimum

NFC-B _106 Minimal Vs,lma For Listener 3 and Poller 0

Position: 123

Attempt 1

VSet Vs,lma Minimum for Vs,ov = 5.29585

Execute exchange

Using Scenario from Activity 1.1

The scenario is compliant with specifications

The Polling Device under test shall function properly in each test condition.

The Load Modulation Amplitude Reception of the Polling Device under test is compliant.

TC_AN20_POL_NFCB_02.123 (Minimum Vs,ov) passed.

11-21 rue Hubble
Parc de la Haute borne
59650 Villeneuve d'Ascq – France
+33 320 746 630
smartcards@microprossss.com

c. MPLog Traces

Trace 1: C:\Users\MICROPROSS\Desktop\Project\san\TS_MPM3_NFC Forum Analog_v3.2.1\NFC Forum Analog Test Suite\[Default Session] Traces\[_3][J3]TC_AN20_POL_NFCB_02.123 (Minimum Vs,ov)[2020-08-18T161347]\Attempt 1\Trace.mplog

d. Pictures

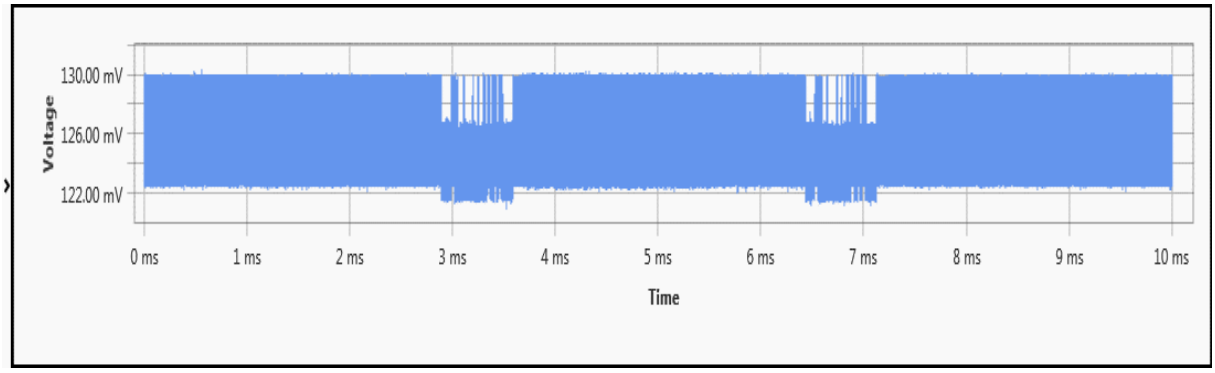

Picture

11-21 rue Hubble
Parc de la Haute borne
59650 Villeneuve d'Ascq – France
+33 320 746 630
smartcards@microprocess.com

282. Test: TC_AN20_POL_NFCB_02.000 (Maximum Vs,ov)

a. Test Case Information

Operator	*Default Operator*
Description	*This test verifies load modulation amplitude reception test. It is needed to have all position of the PowerTransferMeasurement (TC_AN20_POL_UND_01) with the result PASS. And then process the Load Modulation Setup*
Testing Date	*2020-08-18T16:27*
Device Name	*TCL2*
Device Serial Number	*MP3.12.35.20*
Firmware version	*43.0*
Driver version	*1.29*
MPManager version	*3.6.4*
Test case status	*PASSED*

b. Test Log

TC_AN20_POL_NFCB_02.000 (Maximum Vs,ov)

This test verifies load modulation amplitude reception test.

It is needed to have all position of the PowerTransferMeasurement (TC_AN20_POL_UND_01) with the result PASS.

And then process the Load Modulation Setup

Parameters:

Power Transfer (VS,OV): In the range between min and max VOV

Carrier frequency (fS,C): Nominal

Load Modulation (Vs,lma): Minimum, Maximum

11-21 rue Hubble
Parc de la Haute borne
59650 Villeneuve d'Ascq – France
+33 320 746 630
smartcards@microprocess.com

Modulation: Nominal

Device Configuration:

Poller: Device Under Test

NFC Forum Reference Device: Listener 3

Jumper Configuration:

Position J3 at position 1 (820 Ω)

Load Modulation (Vs,lma): Maximum

NFC-B_106 Maximal Vs,lma For Listener 3 and Poller 3

Position: 000

Attempt 1

VSet Vs,lma Maximum for Vs,ov = 9.07073

Execute exchange

Using Scenario from Activity 1.1

The scenario is compliant with specifications

The Polling Device under test shall function properly in each test condition.

The Load Modulation Amplitude Reception of the Polling Device under test is compliant.

TC_AN20_POL_NFCB_02.000 (Maximum Vs,ov) passed.

11-21 rue Hubble
Parc de la Haute borne
59650 Villeneuve d'Ascq – France
+33 320 746 630
smartcards@microprocess.com

c. MPLog Traces

Trace 1: C:\Users\MICROPROSS\Desktop\Project\san\TS_MPM3_NFC Forum Analog_v3.2.1\NFC Forum Analog Test Suite\[Default Session] Traces\[_3][J1]TC_AN20_POL_NFCB_02.000 (Maximum Vs,ov)[2020-08-18T162717]\Attempt 1\Trace.mplog

d. Pictures

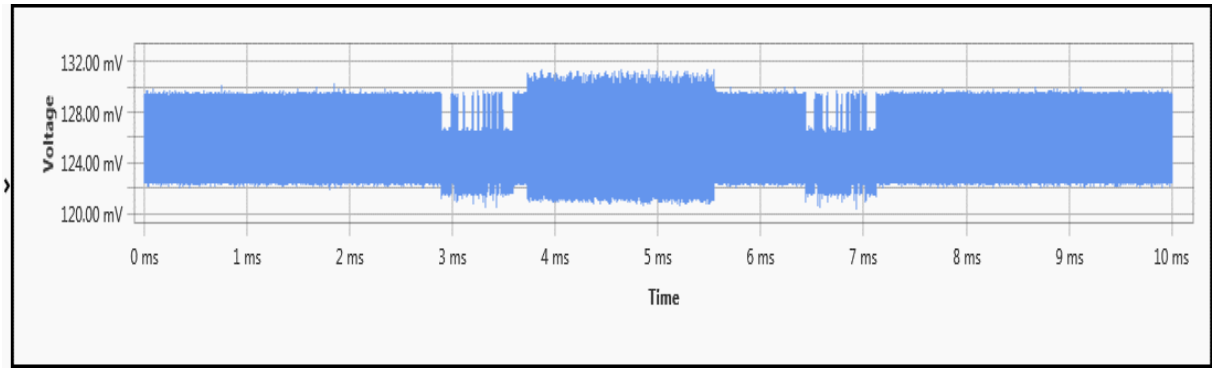

Picture

11-21 rue Hubble
Parc de la Haute borne
59650 Villeneuve d'Ascq – France
+33 320 746 630
smartcards@microprocess.com

283. Test: TC_AN20_POL_NFCB_02.010 (Maximum Vs,ov)

a. Test Case Information

Operator	*Default Operator*
Description	*This test verifies load modulation amplitude reception test. It is needed to have all position of the PowerTransferMeasurement (TC_AN20_POL_UND_01) with the result PASS. And then process the Load Modulation Setup*
Testing Date	*2020-08-18T16:29*
Device Name	*TCL2*
Device Serial Number	*MP3.12.35.20*
Firmware version	*43.0*
Driver version	*1.29*
MPManager version	*3.6.4*
Test case status	*PASSED*

b. Test Log

TC_AN20_POL_NFCB_02.010 (Maximum Vs,ov)

This test verifies load modulation amplitude reception test.

It is needed to have all position of the PowerTransferMeasurement (TC_AN20_POL_UND_01) with the result PASS.

And then process the Load Modulation Setup

Parameters:

Power Transfer (VS,OV): In the range between min and max VOV

Carrier frequency (fS,C): Nominal

Load Modulation (Vs,lma): Minimum, Maximum

11-21 rue Hubble
Parc de la Haute borne
59650 Villeneuve d'Ascq – France
+33 320 746 630
smartcards@microprocess.com

Modulation: Nominal

Device Configuration:

Poller: Device Under Test

NFC Forum Reference Device: Listener 3

Jumper Configuration:

Position J3 at position 1 (820 Ω)

Load Modulation (Vs,lma): Maximum

NFC-B_106 Maximal Vs,lma For Listener 3 and Poller 3

Position: 010

Attempt 1

VSet Vs,lma Maximum for Vs,ov = 9.07073

Execute exchange

Using Scenario from Activity 1.1

The scenario is compliant with specifications

The Polling Device under test shall function properly in each test condition.

The Load Modulation Amplitude Reception of the Polling Device under test is compliant.

TC_AN20_POL_NFCB_02.010 (Maximum Vs,ov) passed.

11-21 rue Hubble
Parc de la Haute borne
59650 Villeneuve d'Ascq – France
+33 320 746 630
smartcards@microprossx.com

c. MPLog Traces

Trace 1: C:\Users\MICROPROSS\Desktop\Project\san\TS_MPM3_NFC Forum Analog_v3.2.1\NFC Forum Analog Test Suite\[Default Session] Traces\[_3][J1]TC_AN20_POL_NFCB_02.010 (Maximum Vs,ov)[2020-08-18T162902]\Attempt 1\Trace.mplog

d. Pictures

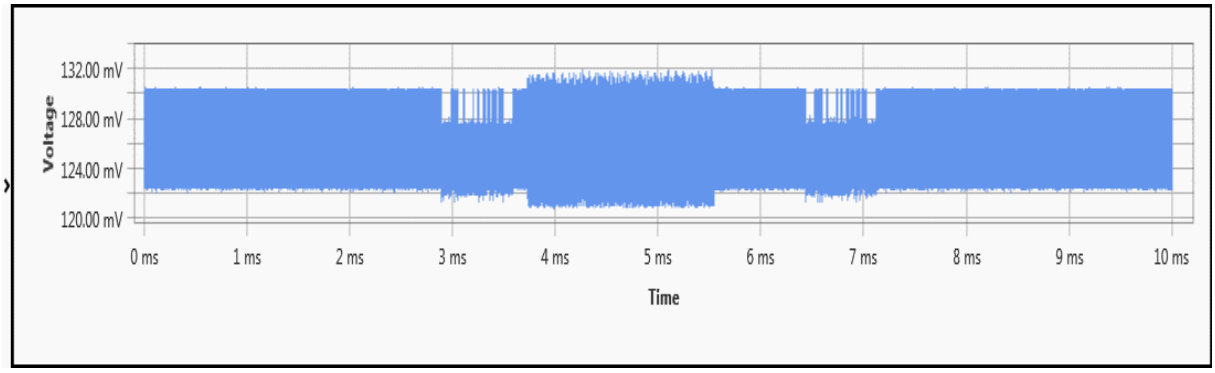

Picture

11-21 rue Hubble
Parc de la Haute borne
59650 Villeneuve d'Ascq – France
+33 320 746 630
smartcards@microprocss.com

284. Test: TC_AN20_POL_NFCB_02.011 (Maximum Vs,ov)

a. Test Case Information

Operator	*Default Operator*
Description	*This test verifies load modulation amplitude reception test. It is needed to have all position of the PowerTransferMeasurement (TC_AN20_POL_UND_01) with the result PASS. And then process the Load Modulation Setup*
Testing Date	*2020-08-18T16:30*
Device Name	*TCL2*
Device Serial Number	*MP3.12.35.20*
Firmware version	*43.0*
Driver version	*1.29*
MPManager version	*3.6.4*
Test case status	*PASSED*

b. Test Log

TC_AN20_POL_NFCB_02.011 (Maximum Vs,ov)

This test verifies load modulation amplitude reception test.

It is needed to have all position of the PowerTransferMeasurement (TC_AN20_POL_UND_01) with the result PASS.

And then process the Load Modulation Setup

Parameters:

Power Transfer (VS,OV): In the range between min and max VOV

Carrier frequency (fS,C): Nominal

Load Modulation (Vs,lma): Minimum, Maximum

11-21 rue Hubble
Parc de la Haute borne
59650 Villeneuve d'Ascq – France
+33 320 746 630
smartcards@microprocess.com

Modulation: Nominal

Device Configuration:

Poller: Device Under Test

NFC Forum Reference Device: Listener 3

Jumper Configuration:

Position J3 at position 1 (820 Ω)

Load Modulation (Vs,lma): Maximum

NFC-B_106 Maximal Vs,lma For Listener 3 and Poller 3

Position: 011

Attempt 1

VSet Vs,lma Maximum for Vs,ov = 9.07073

Execute exchange

Using Scenario from Activity 1.1

The scenario is compliant with specifications

The Polling Device under test shall function properly in each test condition.

The Load Modulation Amplitude Reception of the Polling Device under test is compliant.

TC_AN20_POL_NFCB_02.011 (Maximum Vs,ov) passed.

11-21 rue Hubble
Parc de la Haute borne
59650 Villeneuve d'Ascq – France
+33 320 746 630
smartcards@microprocss.com

c. MPLog Traces

Trace 1: C:\Users\MICROPROSS\Desktop\Project\san\TS_MPM3_NFC Forum Analog_v3.2.1\NFC Forum Analog Test Suite\[Default Session] Traces\[_3][J1]TC_AN20_POL_NFCB_02.011 (Maximum Vs,ov)[2020-08-18T163052]\Attempt 1\Trace.mplog

d. Pictures

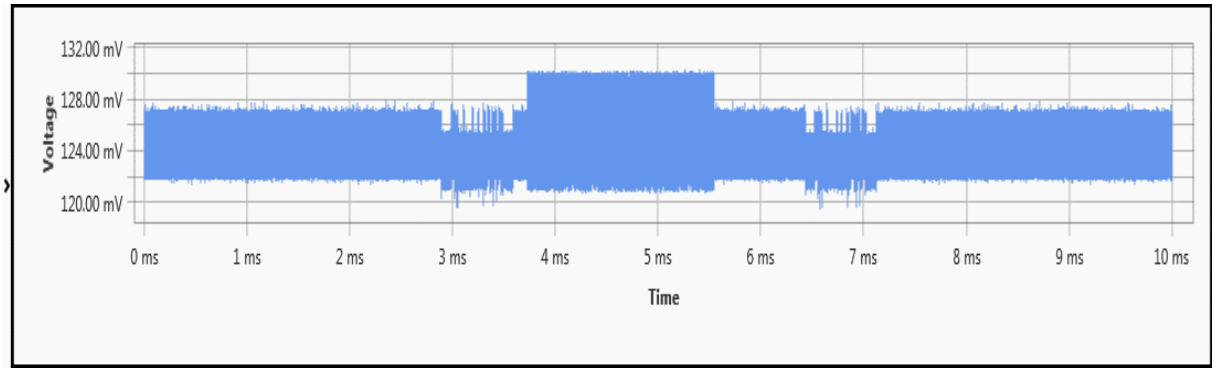

Picture

11-21 rue Hubble
Parc de la Haute borne
59650 Villeneuve d'Ascq – France
+33 320 746 630
smartcards@microprossx.com

285. Test: TC_AN20_POL_NFCB_02.012 (Maximum Vs,ov)

a. Test Case Information

Operator	*Default Operator*
Description	*This test verifies load modulation amplitude reception test. It is needed to have all position of the PowerTransferMeasurement (TC_AN20_POL_UND_01) with the result PASS. And then process the Load Modulation Setup*
Testing Date	*2020-08-18T16:32*
Device Name	*TCL2*
Device Serial Number	*MP3.12.35.20*
Firmware version	*43.0*
Driver version	*1.29*
MPManager version	*3.6.4*
Test case status	*PASSED*

b. Test Log

TC_AN20_POL_NFCB_02.012 (Maximum Vs,ov)

This test verifies load modulation amplitude reception test.

It is needed to have all position of the PowerTransferMeasurement (TC_AN20_POL_UND_01) with the result PASS.

And then process the Load Modulation Setup

Parameters:

Power Transfer (VS,OV): In the range between min and max VOV

Carrier frequency (fS,C): Nominal

Load Modulation (Vs,lma): Minimum, Maximum

11-21 rue Hubble
Parc de la Haute borne
59650 Villeneuve d'Ascq – France
+33 320 746 630
smartcards@microprocess.com

Modulation: Nominal

Device Configuration:

Poller: Device Under Test

NFC Forum Reference Device: Listener 3

Jumper Configuration:

Position J3 at position 1 (820 Ω)

Load Modulation (Vs,lma): Maximum

NFC-B_106 Maximal Vs,lma For Listener 3 and Poller 3

Position: 012

Attempt 1

VSet Vs,lma Maximum for Vs,ov = 9.07073

Execute exchange

Using Scenario from Activity 1.1

The scenario is compliant with specifications

The Polling Device under test shall function properly in each test condition.

The Load Modulation Amplitude Reception of the Polling Device under test is compliant.

TC_AN20_POL_NFCB_02.012 (Maximum Vs,ov) passed.

11-21 rue Hubble
Parc de la Haute borne
59650 Villeneuve d'Ascq – France
+33 320 746 630
smartcards@microprocess.com

c. MPLog Traces

Trace 1: C:\Users\MICROPROSS\Desktop\Project\san\TS_MPM3_NFC Forum Analog_v3.2.1\NFC Forum Analog Test Suite\[Default Session] Traces\[_3][J1]TC_AN20_POL_NFCB_02.012 (Maximum Vs,ov)[2020-08-18T163251]\Attempt 1\Trace.mplog

d. Pictures

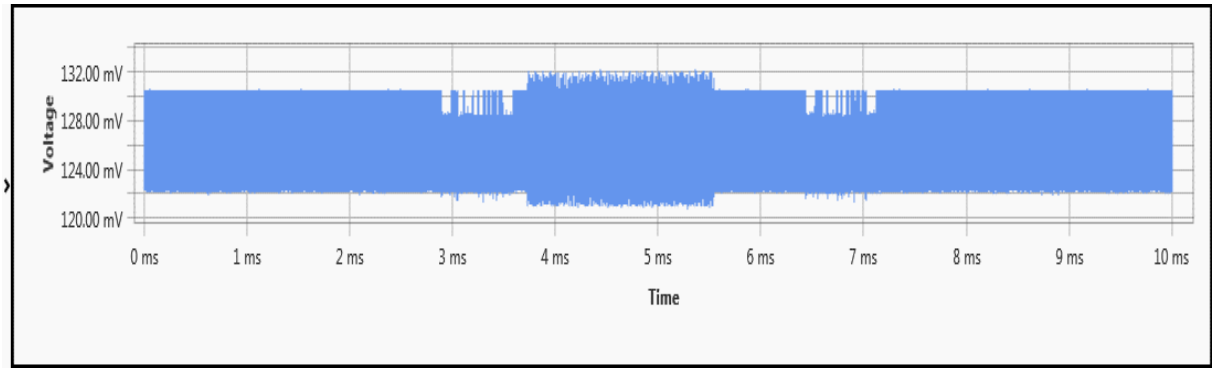

Picture

11-21 rue Hubble
Parc de la Haute borne
59650 Villeneuve d'Ascq – France
+33 320 746 630
smartcards@microprocess.com

286. Test: TC_AN20_POL_NFCB_02.013 (Maximum Vs,ov)

a. Test Case Information

Operator	*Default Operator*
Description	*This test verifies load modulation amplitude reception test. It is needed to have all position of the PowerTransferMeasurement (TC_AN20_POL_UND_01) with the result PASS. And then process the Load Modulation Setup*
Testing Date	*2020-08-18T16:34*
Device Name	*TCL2*
Device Serial Number	*MP3.12.35.20*
Firmware version	*43.0*
Driver version	*1.29*
MPManager version	*3.6.4*
Test case status	*PASSED*

b. Test Log

TC_AN20_POL_NFCB_02.013 (Maximum Vs,ov)

This test verifies load modulation amplitude reception test.

It is needed to have all position of the PowerTransferMeasurement (TC_AN20_POL_UND_01) with the result PASS.

And then process the Load Modulation Setup

Parameters:

Power Transfer (VS,OV): In the range between min and max VOV

Carrier frequency (fS,C): Nominal

Load Modulation (Vs,lma): Minimum, Maximum

11-21 rue Hubble
Parc de la Haute borne
59650 Villeneuve d'Ascq – France
+33 320 746 630
smartcards@microprocss.com

Modulation: Nominal

Device Configuration:

Poller: Device Under Test

NFC Forum Reference Device: Listener 3

Jumper Configuration:

Position J3 at position 1 (820 Ω)

Load Modulation (Vs,lma): Maximum

NFC-B_106 Maximal Vs,lma For Listener 3 and Poller 3

Position: 013

Attempt 1

VSet Vs,lma Maximum for Vs,ov = 9.07073

Execute exchange

Using Scenario from Activity 1.1

The scenario is compliant with specifications

The Polling Device under test shall function properly in each test condition.

The Load Modulation Amplitude Reception of the Polling Device under test is compliant.

TC_AN20_POL_NFCB_02.013 (Maximum Vs,ov) passed.

11-21 rue Hubble
Parc de la Haute borne
59650 Villeneuve d'Ascq – France
+33 320 746 630
smartcards@microprossss.com

c. MPLog Traces

Trace 1: C:\Users\MICROPROSS\Desktop\Project\san\TS_MPM3_NFC Forum Analog_v3.2.1\NFC Forum Analog Test Suite\[Default Session] Traces\[_3][J1]TC_AN20_POL_NFCB_02.013 (Maximum Vs,ov)[2020-08-18T163432]\Attempt 1\Trace.mplog

d. Pictures

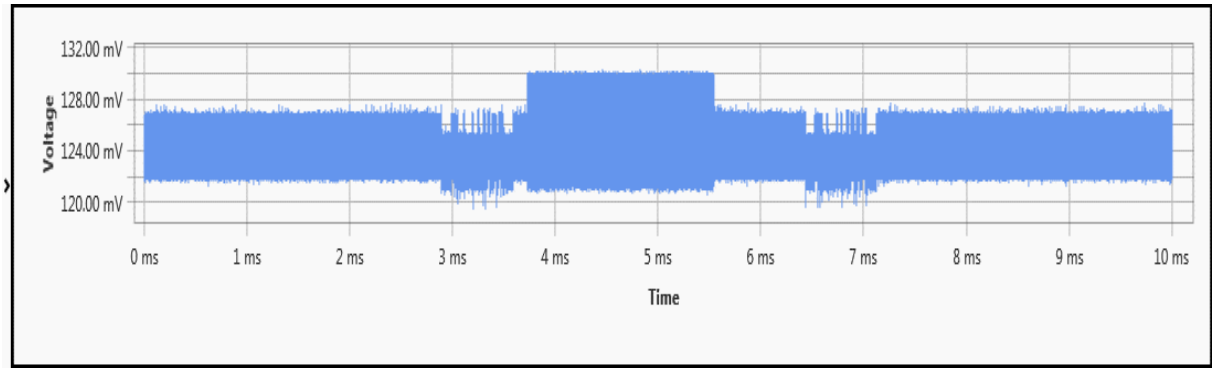

Picture

11-21 rue Hubble
Parc de la Haute borne
59650 Villeneuve d'Ascq – France
+33 320 746 630
smartcards@microprocess.com

287. Test: TC_AN20_POL_NFCB_02.100 (Maximum Vs,ov)

a. Test Case Information

Operator	*Default Operator*
Description	*This test verifies load modulation amplitude reception test. It is needed to have all position of the PowerTransferMeasurement (TC_AN20_POL_UND_01) with the result PASS. And then process the Load Modulation Setup*
Testing Date	*2020-08-18T16:25*
Device Name	*TCL2*
Device Serial Number	*MP3.12.35.20*
Firmware version	*43.0*
Driver version	*1.29*
MPManager version	*3.6.4*
Test case status	*PASSED*

b. Test Log

TC_AN20_POL_NFCB_02.100 (Maximum Vs,ov)

This test verifies load modulation amplitude reception test.

It is needed to have all position of the PowerTransferMeasurement (TC_AN20_POL_UND_01) with the result PASS.

And then process the Load Modulation Setup

Parameters:

Power Transfer (VS,OV): In the range between min and max VOV

Carrier frequency (fS,C): Nominal

Load Modulation (Vs,lma): Minimum, Maximum

11-21 rue Hubble
Parc de la Haute borne
59650 Villeneuve d'Ascq – France
+33 320 746 630
smartcards@microprocess.com

Modulation: Nominal

Device Configuration:

Poller: Device Under Test

NFC Forum Reference Device: Listener 3

Jumper Configuration:

Position J3 at position 1 (820 Ω)

Load Modulation (Vs,lma): Maximum

NFC-B_106 Maximal Vs,lma For Listener 3 and Poller 3

Position: 100

Attempt 1

VSet Vs,lma Maximum for Vs,ov = 9.07073

Execute exchange

Using Scenario from Activity 1.1

The scenario is compliant with specifications

The Polling Device under test shall function properly in each test condition.

The Load Modulation Amplitude Reception of the Polling Device under test is compliant.

TC_AN20_POL_NFCB_02.100 (Maximum Vs,ov) passed.

11-21 rue Hubble
Parc de la Haute borne
59650 Villeneuve d'Ascq – France
+33 320 746 630
smartcards@microprocess.com

c. MPLog Traces

Trace 1: C:\Users\MICROPROSS\Desktop\Project\san\TS_MPM3_NFC Forum Analog_v3.2.1\NFC Forum Analog Test Suite\[Default Session] Traces\[_3][J1]TC_AN20_POL_NFCB_02.100 (Maximum Vs,ov)[2020-08-18T162542]\Attempt 1\Trace.mplog

d. Pictures

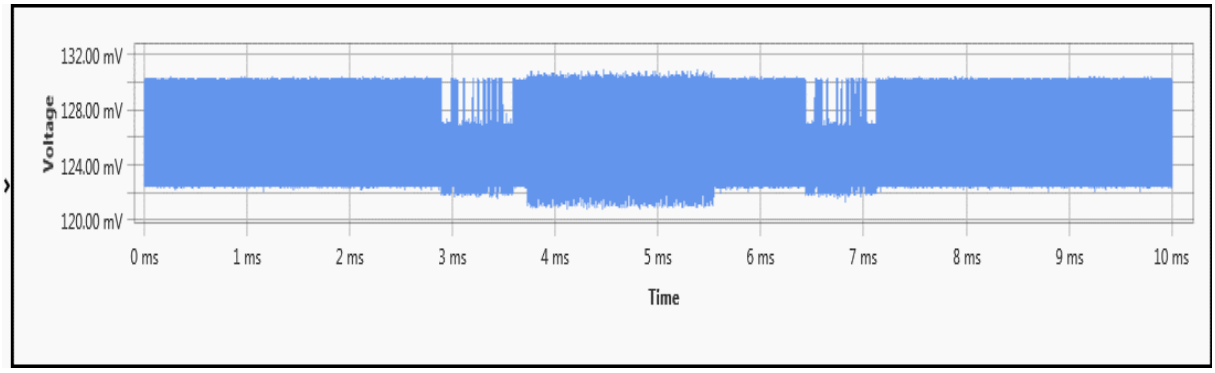

Picture

11-21 rue Hubble
Parc de la Haute borne
59650 Villeneuve d'Ascq – France
+33 320 746 630
smartcards@microprocess.com

288. Test: TC_AN20_POL_NFCB_02.110 (Maximum Vs,ov)

a. Test Case Information

Operator	*Default Operator*
Description	*This test verifies load modulation amplitude reception test. It is needed to have all position of the PowerTransferMeasurement (TC_AN20_POL_UND_01) with the result PASS. And then process the Load Modulation Setup*
Testing Date	*2020-08-18T16:24*
Device Name	*TCL2*
Device Serial Number	*MP3.12.35.20*
Firmware version	*43.0*
Driver version	*1.29*
MPManager version	*3.6.4*
Test case status	*PASSED*

b. Test Log

TC_AN20_POL_NFCB_02.110 (Maximum Vs,ov)

This test verifies load modulation amplitude reception test.

It is needed to have all position of the PowerTransferMeasurement (TC_AN20_POL_UND_01) with the result PASS.

And then process the Load Modulation Setup

Parameters:

Power Transfer (VS,OV): In the range between min and max VOV

Carrier frequency (fS,C): Nominal

Load Modulation (Vs,lma): Minimum, Maximum

11-21 rue Hubble
Parc de la Haute borne
59650 Villeneuve d'Ascq – France
+33 320 746 630
smartcards@microprocss.com

Modulation: Nominal

Device Configuration:

Poller: Device Under Test

NFC Forum Reference Device: Listener 3

Jumper Configuration:

Position J3 at position 1 (820 Ω)

Load Modulation (Vs,lma): Maximum

NFC-B_106 Maximal Vs,lma For Listener 3 and Poller 3

Position: 110

Attempt 1

VSet Vs,lma Maximum for Vs,ov = 9.07073

Execute exchange

Using Scenario from Activity 1.1

The scenario is compliant with specifications

The Polling Device under test shall function properly in each test condition.

The Load Modulation Amplitude Reception of the Polling Device under test is compliant.

TC_AN20_POL_NFCB_02.110 (Maximum Vs,ov) passed.

11-21 rue Hubble
Parc de la Haute borne
59650 Villeneuve d'Ascq – France
+33 320 746 630
smartcards@microprossx.com

c. MPLog Traces

Trace 1: C:\Users\MICROPROSS\Desktop\Project\san\TS_MPM3_NFC Forum Analog_v3.2.1\NFC Forum Analog Test Suite\[Default Session] Traces\[_3][J1]TC_AN20_POL_NFCB_02.110 (Maximum Vs,ov)[2020-08-18T162420]\Attempt 1\Trace.mplog

d. Pictures

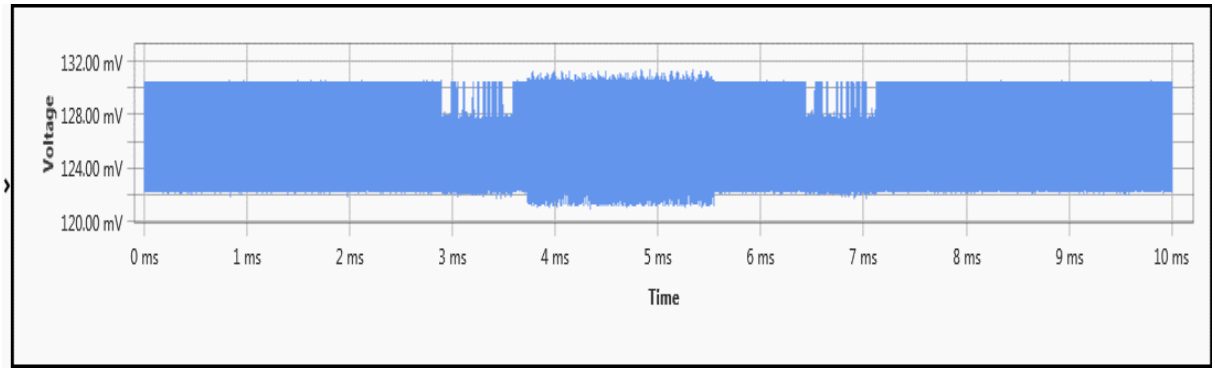

Picture

11-21 rue Hubble
Parc de la Haute borne
59650 Villeneuve d'Ascq – France
+33 320 746 630
smartcards@microprocss.com

289. Test: TC_AN20_POL_NFCB_02.111 (Maximum Vs,ov)

a. Test Case Information

Operator	*Default Operator*
Description	*This test verifies load modulation amplitude reception test. It is needed to have all position of the PowerTransferMeasurement (TC_AN20_POL_UND_01) with the result PASS. And then process the Load Modulation Setup*
Testing Date	*2020-08-18T16:22*
Device Name	*TCL2*
Device Serial Number	*MP3.12.35.20*
Firmware version	*43.0*
Driver version	*1.29*
MPManager version	*3.6.4*
Test case status	*PASSED*

b. Test Log

TC_AN20_POL_NFCB_02.111 (Maximum Vs,ov)

This test verifies load modulation amplitude reception test.

It is needed to have all position of the PowerTransferMeasurement (TC_AN20_POL_UND_01) with the result PASS.

And then process the Load Modulation Setup

Parameters:

Power Transfer (VS,OV): In the range between min and max VOV

Carrier frequency (fS,C): Nominal

Load Modulation (Vs,lma): Minimum, Maximum

11-21 rue Hubble
Parc de la Haute borne
59650 Villeneuve d'Ascq – France
+33 320 746 630
smartcards@microprocss.com

Modulation: Nominal

Device Configuration:

Poller: Device Under Test

NFC Forum Reference Device: Listener 3

Jumper Configuration:

Position J3 at position 1 (820 Ω)

Load Modulation (Vs,lma): Maximum

NFC-B_106 Maximal Vs,lma For Listener 3 and Poller 3

Position: 111

Attempt 1

VSet Vs,lma Maximum for Vs,ov = 9.07073

Execute exchange

Using Scenario from Activity 1.1

The scenario is compliant with specifications

The Polling Device under test shall function properly in each test condition.

The Load Modulation Amplitude Reception of the Polling Device under test is compliant.

TC_AN20_POL_NFCB_02.111 (Maximum Vs,ov) passed.

11-21 rue Hubble
Parc de la Haute borne
59650 Villeneuve d'Ascq – France
+33 320 746 630
smartcards@microprossx.com

c. MPLog Traces

Trace 1: C:\Users\MICROPROSS\Desktop\Project\san\TS_MPM3_NFC Forum Analog_v3.2.1\NFC Forum Analog Test Suite\[Default Session] Traces\[_3][J1]TC_AN20_POL_NFCB_02.111 (Maximum Vs,ov)[2020-08-18T162247]\Attempt 1\Trace.mplog

d. Pictures

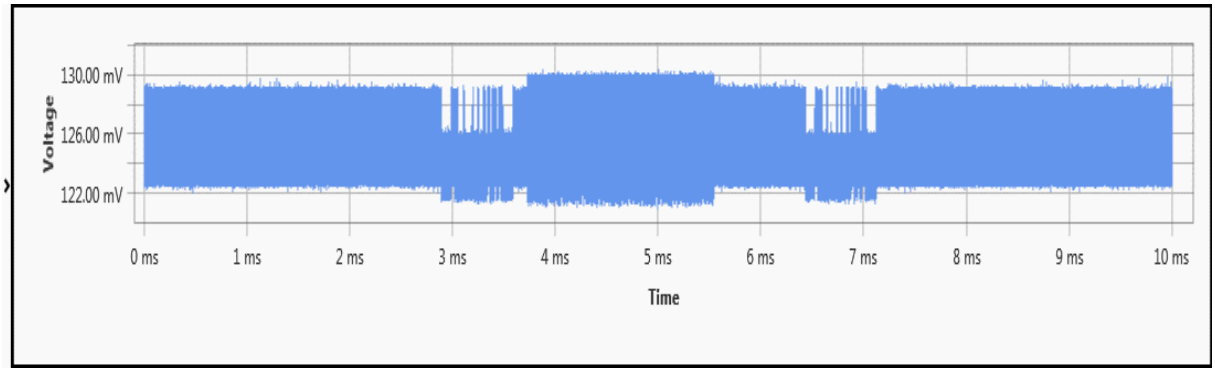

Picture

11-21 rue Hubble
Parc de la Haute borne
59650 Villeneuve d'Ascq – France
+33 320 746 630
smartcards@microprocess.com

290. Test: TC_AN20_POL_NFCB_02.112 (Maximum Vs,ov)

a. Test Case Information

Operator	*Default Operator*
Description	*This test verifies load modulation amplitude reception test. It is needed to have all position of the PowerTransferMeasurement (TC_AN20_POL_UND_01) with the result PASS. And then process the Load Modulation Setup*
Testing Date	*2020-08-18T16:21*
Device Name	*TCL2*
Device Serial Number	*MP3.12.35.20*
Firmware version	*43.0*
Driver version	*1.29*
MPManager version	*3.6.4*
Test case status	*PASSED*

b. Test Log

TC_AN20_POL_NFCB_02.112 (Maximum Vs,ov)

This test verifies load modulation amplitude reception test.

It is needed to have all position of the PowerTransferMeasurement (TC_AN20_POL_UND_01) with the result PASS.

And then process the Load Modulation Setup

Parameters:

Power Transfer (VS,OV): In the range between min and max VOV

Carrier frequency (fS,C): Nominal

Load Modulation (Vs,lma): Minimum, Maximum

11-21 rue Hubble
Parc de la Haute borne
59650 Villeneuve d'Ascq – France
+33 320 746 630
smartcards@microprocess.com

Modulation: Nominal

Device Configuration:

Poller: Device Under Test

NFC Forum Reference Device: Listener 3

Jumper Configuration:

Position J3 at position 1 (820 Ω)

Load Modulation (Vs,lma): Maximum

NFC-B_106 Maximal Vs,lma For Listener 3 and Poller 3

Position: 112

Attempt 1

VSet Vs,lma Maximum for Vs,ov = 9.07073

Execute exchange

Using Scenario from Activity 1.1

The scenario is compliant with specifications

The Polling Device under test shall function properly in each test condition.

The Load Modulation Amplitude Reception of the Polling Device under test is compliant.

TC_AN20_POL_NFCB_02.112 (Maximum Vs,ov) passed.

11-21 rue Hubble
Parc de la Haute borne
59650 Villeneuve d'Ascq – France
+33 320 746 630
smartcards@microprocess.com

c. MPLog Traces

Trace 1: C:\Users\MICROPROSS\Desktop\Project\san\TS_MPM3_NFC Forum Analog_v3.2.1\NFC Forum Analog Test Suite\[Default Session] Traces\[_3][J1]TC_AN20_POL_NFCB_02.112 (Maximum Vs,ov)[2020-08-18T162116]\Attempt 1\Trace.mplog

d. Pictures

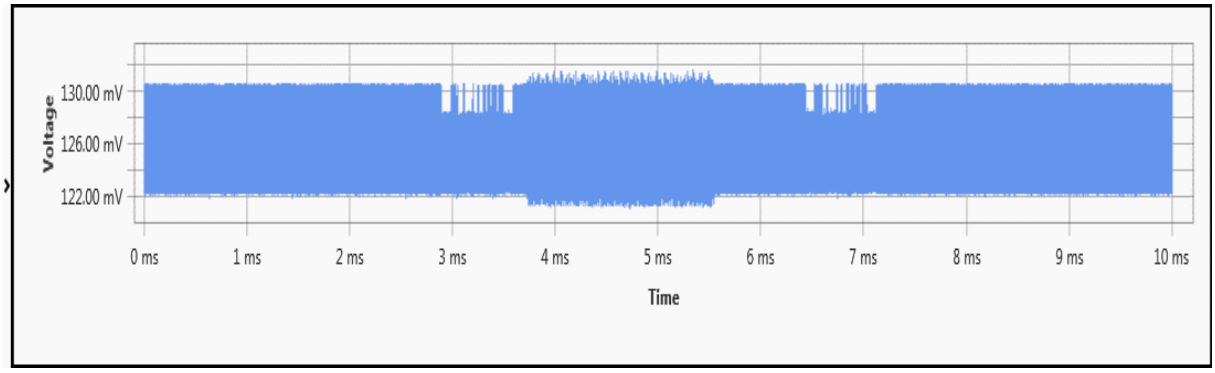

Picture

11-21 rue Hubble
Parc de la Haute borne
59650 Villeneuve d'Ascq – France
+33 320 746 630
smartcards@microprocess.com

291. Test: TC_AN20_POL_NFCB_02.113 (Maximum Vs,ov)

a. Test Case Information

Operator	*Default Operator*
Description	*This test verifies load modulation amplitude reception test. It is needed to have all position of the PowerTransferMeasurement (TC_AN20_POL_UND_01) with the result PASS. And then process the Load Modulation Setup*
Testing Date	*2020-08-18T16:19*
Device Name	*TCL2*
Device Serial Number	*MP3.12.35.20*
Firmware version	*43.0*
Driver version	*1.29*
MPManager version	*3.6.4*
Test case status	*PASSED*

b. Test Log

TC_AN20_POL_NFCB_02.113 (Maximum Vs,ov)

This test verifies load modulation amplitude reception test.

It is needed to have all position of the PowerTransferMeasurement (TC_AN20_POL_UND_01) with the result PASS.

And then process the Load Modulation Setup

Parameters:

Power Transfer (VS,OV): In the range between min and max VOV

Carrier frequency (fS,C): Nominal

Load Modulation (Vs,lma): Minimum, Maximum

11-21 rue Hubble
Parc de la Haute borne
59650 Villeneuve d'Ascq – France
+33 320 746 630
smartcards@microprocess.com

Modulation: Nominal

Device Configuration:

Poller: Device Under Test

NFC Forum Reference Device: Listener 3

Jumper Configuration:

Position J3 at position 1 (820 Ω)

Load Modulation (Vs,lma): Maximum

NFC-B_106 Maximal Vs,lma For Listener 3 and Poller 3

Position: 113

Attempt 1

VSet Vs,lma Maximum for Vs,ov = 9.07073

Execute exchange

Using Scenario from Activity 1.1

The scenario is compliant with specifications

The Polling Device under test shall function properly in each test condition.

The Load Modulation Amplitude Reception of the Polling Device under test is compliant.

TC_AN20_POL_NFCB_02.113 (Maximum Vs,ov) passed.

11-21 rue Hubble
Parc de la Haute borne
59650 Villeneuve d'Ascq – France
+33 320 746 630
smartcards@microprocss.com

c. MPLog Traces

Trace 1: C:\Users\MICROPROSS\Desktop\Project\san\TS_MPM3_NFC Forum Analog_v3.2.1\NFC Forum Analog Test Suite\[Default Session] Traces\[_3][J1]TC_AN20_POL_NFCB_02.113 (Maximum Vs,ov)[2020-08-18T161941]\Attempt 1\Trace.mplog

d. Pictures

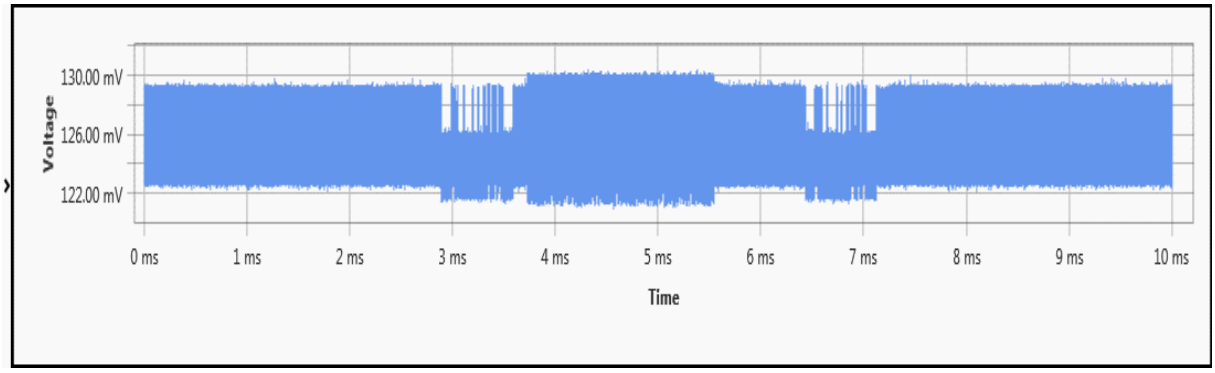

Picture

11-21 rue Hubble
Parc de la Haute borne
59650 Villeneuve d'Ascq – France
+33 320 746 630
smartcards@microprocess.com

292. Test: TC_AN20_POL_NFCB_02.120 (Maximum Vs,ov)

a. Test Case Information

Operator	*Default Operator*
Description	*This test verifies load modulation amplitude reception test. It is needed to have all position of the PowerTransferMeasurement (TC_AN20_POL_UND_01) with the result PASS. And then process the Load Modulation Setup*
Testing Date	*2020-08-18T16:17*
Device Name	*TCL2*
Device Serial Number	*MP3.12.35.20*
Firmware version	*43.0*
Driver version	*1.29*
MPManager version	*3.6.4*
Test case status	*PASSED*

b. Test Log

TC_AN20_POL_NFCB_02.120 (Maximum Vs,ov)

This test verifies load modulation amplitude reception test.

It is needed to have all position of the PowerTransferMeasurement (TC_AN20_POL_UND_01) with the result PASS.

And then process the Load Modulation Setup

Parameters:

Power Transfer (VS,OV): In the range between min and max VOV

Carrier frequency (fS,C): Nominal

Load Modulation (Vs,lma): Minimum, Maximum

11-21 rue Hubble
Parc de la Haute borne
59650 Villeneuve d'Ascq – France
+33 320 746 630
smartcards@microprocess.com

Modulation: Nominal

Device Configuration:

Poller: Device Under Test

NFC Forum Reference Device: Listener 3

Jumper Configuration:

Position J3 at position 1 (820 Ω)

Load Modulation (Vs,lma): Maximum

NFC-B_106 Maximal Vs,lma For Listener 3 and Poller 3

Position: 120

Attempt 1

VSet Vs,lma Maximum for Vs,ov = 9.07073

Execute exchange

Using Scenario from Activity 1.1

The scenario is compliant with specifications

The Polling Device under test shall function properly in each test condition.

The Load Modulation Amplitude Reception of the Polling Device under test is compliant.

TC_AN20_POL_NFCB_02.120 (Maximum Vs,ov) passed.

11-21 rue Hubble
Parc de la Haute borne
59650 Villeneuve d'Ascq – France
+33 320 746 630
smartcards@microprossx.com

c. MPLog Traces

Trace 1: C:\Users\MICROPROSS\Desktop\Project\san\TS_MPM3_NFC Forum Analog_v3.2.1\NFC Forum Analog Test Suite\[Default Session] Traces\[_3][J1]TC_AN20_POL_NFCB_02.120 (Maximum Vs,ov)[2020-08-18T161758]\Attempt 1\Trace.mplog

d. Pictures

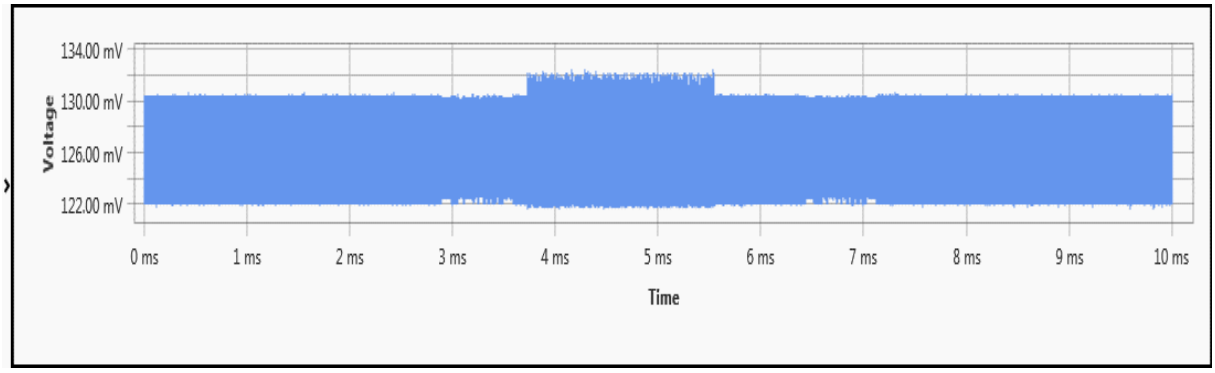

Picture

11-21 rue Hubble
Parc de la Haute borne
59650 Villeneuve d'Ascq – France
+33 320 746 630
smartcards@microprocss.com

293. Test: TC_AN20_POL_NFCB_02.121 (Maximum Vs,ov)

a. Test Case Information

Operator	*Default Operator*
Description	*This test verifies load modulation amplitude reception test. It is needed to have all position of the PowerTransferMeasurement (TC_AN20_POL_UND_01) with the result PASS. And then process the Load Modulation Setup*
Testing Date	*2020-08-18T16:16*
Device Name	*TCL2*
Device Serial Number	*MP3.12.35.20*
Firmware version	*43.0*
Driver version	*1.29*
MPManager version	*3.6.4*
Test case status	*PASSED*

b. Test Log

TC_AN20_POL_NFCB_02.121 (Maximum Vs,ov)

This test verifies load modulation amplitude reception test.

It is needed to have all position of the PowerTransferMeasurement (TC_AN20_POL_UND_01) with the result PASS.

And then process the Load Modulation Setup

Parameters:

Power Transfer (VS,OV): In the range between min and max VOV

Carrier frequency (fS,C): Nominal

Load Modulation (Vs,lma): Minimum, Maximum

11-21 rue Hubble
Parc de la Haute borne
59650 Villeneuve d'Ascq – France
+33 320 746 630
smartcards@microprocess.com

Modulation: Nominal

Device Configuration:

Poller: Device Under Test

NFC Forum Reference Device: Listener 3

Jumper Configuration:

Position J3 at position 1 (820 Ω)

Load Modulation (Vs,lma): Maximum

NFC-B_106 Maximal Vs,lma For Listener 3 and Poller 3

Position: 121

Attempt 1

VSet Vs,lma Maximum for Vs,ov = 9.07073

Execute exchange

Using Scenario from Activity 1.1

The scenario is compliant with specifications

The Polling Device under test shall function properly in each test condition.

The Load Modulation Amplitude Reception of the Polling Device under test is compliant.

TC_AN20_POL_NFCB_02.121 (Maximum Vs,ov) passed.

11-21 rue Hubble
Parc de la Haute borne
59650 Villeneuve d'Ascq – France
+33 320 746 630
smartcards@microprossss.com

c. MPLog Traces

Trace 1: C:\Users\MICROPROSS\Desktop\Project\san\TS_MPM3_NFC Forum Analog_v3.2.1\NFC Forum Analog Test Suite\[Default Session] Traces\[_3][J1]TC_AN20_POL_NFCB_02.121 (Maximum Vs,ov)[2020-08-18T161617]\Attempt 1\Trace.mplog

d. Pictures

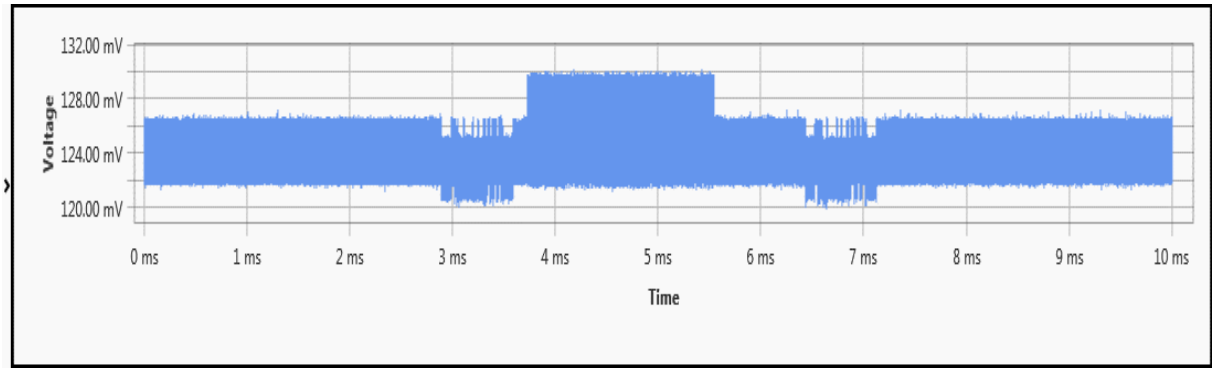

Picture

11-21 rue Hubble
Parc de la Haute borne
59650 Villeneuve d'Ascq – France
+33 320 746 630
smartcards@microprocss.com

294. Test: TC_AN20_POL_NFCB_02.122 (Maximum Vs,ov)

a. Test Case Information

Operator	*Default Operator*
Description	*This test verifies load modulation amplitude reception test. It is needed to have all position of the PowerTransferMeasurement (TC_AN20_POL_UND_01) with the result PASS. And then process the Load Modulation Setup*
Testing Date	*2020-08-18T16:14*
Device Name	*TCL2*
Device Serial Number	*MP3.12.35.20*
Firmware version	*43.0*
Driver version	*1.29*
MPManager version	*3.6.4*
Test case status	*PASSED*

b. Test Log

TC_AN20_POL_NFCB_02.122 (Maximum Vs,ov)

This test verifies load modulation amplitude reception test.

It is needed to have all position of the PowerTransferMeasurement (TC_AN20_POL_UND_01) with the result PASS.

And then process the Load Modulation Setup

Parameters:

Power Transfer (VS,OV): In the range between min and max VOV

Carrier frequency (fS,C): Nominal

Load Modulation (Vs,lma): Minimum, Maximum

11-21 rue Hubble
Parc de la Haute borne
59650 Villeneuve d'Ascq – France
+33 320 746 630
smartcards@microprocess.com

Modulation: Nominal

Device Configuration:

Poller: Device Under Test

NFC Forum Reference Device: Listener 3

Jumper Configuration:

Position J3 at position 1 (820 Ω)

Load Modulation (Vs,lma): Maximum

NFC-B_106 Maximal Vs,lma For Listener 3 and Poller 3

Position: 122

Attempt 1

VSet Vs,lma Maximum for Vs,ov = 9.07073

Execute exchange

Using Scenario from Activity 1.1

The scenario is compliant with specifications

The Polling Device under test shall function properly in each test condition.

The Load Modulation Amplitude Reception of the Polling Device under test is compliant.

TC_AN20_POL_NFCB_02.122 (Maximum Vs,ov) passed.

11-21 rue Hubble
Parc de la Haute borne
59650 Villeneuve d'Ascq – France
+33 320 746 630
smartcards@microprocess.com

c. MPLog Traces

Trace 1: C:\Users\MICROPROSS\Desktop\Project\san\TS_MPM3_NFC Forum Analog_v3.2.1\NFC Forum Analog Test Suite\[Default Session] Traces\[_3][J1]TC_AN20_POL_NFCB_02.122 (Maximum Vs,ov)[2020-08-18T161443]\Attempt 1\Trace.mplog

d. Pictures

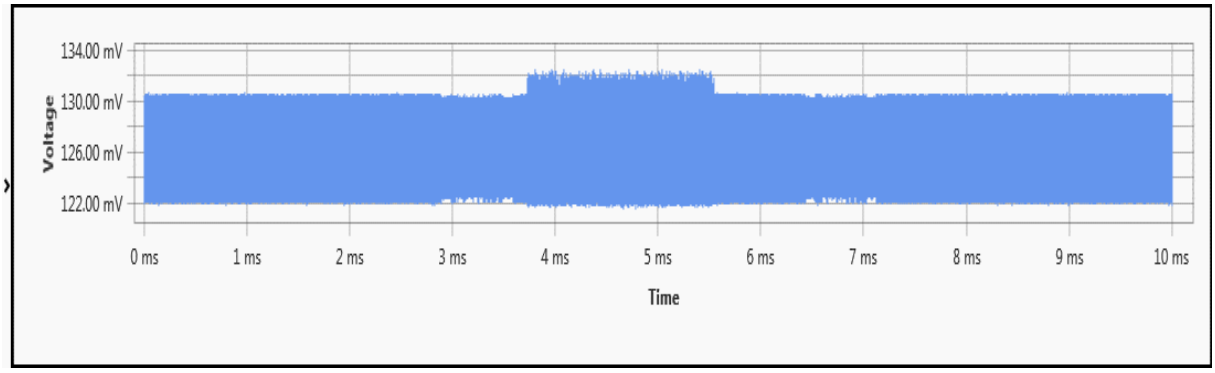

Picture

11-21 rue Hubble
Parc de la Haute borne
59650 Villeneuve d'Ascq – France
+33 320 746 630
smartcards@microprocess.com

295. Test: TC_AN20_POL_NFCB_02.123 (Maximum Vs,ov)

a. Test Case Information

Operator	*Default Operator*
Description	*This test verifies load modulation amplitude reception test. It is needed to have all position of the PowerTransferMeasurement (TC_AN20_POL_UND_01) with the result PASS. And then process the Load Modulation Setup*
Testing Date	*2020-08-18T16:13*
Device Name	*TCL2*
Device Serial Number	*MP3.12.35.20*
Firmware version	*43.0*
Driver version	*1.29*
MPManager version	*3.6.4*
Test case status	*PASSED*

b. Test Log

TC_AN20_POL_NFCB_02.123 (Maximum Vs,ov)

This test verifies load modulation amplitude reception test.

It is needed to have all position of the PowerTransferMeasurement (TC_AN20_POL_UND_01) with the result PASS.

And then process the Load Modulation Setup

Parameters:

Power Transfer (VS,OV): In the range between min and max VOV

Carrier frequency (fS,C): Nominal

Load Modulation (Vs,lma): Minimum, Maximum

11-21 rue Hubble
Parc de la Haute borne
59650 Villeneuve d'Ascq – France
+33 320 746 630
smartcards@microprocess.com

Modulation: Nominal

Device Configuration:

Poller: Device Under Test

NFC Forum Reference Device: Listener 3

Jumper Configuration:

Position J3 at position 1 (820 Ω)

Load Modulation (Vs,lma): Maximum

NFC-B_106 Maximal Vs,lma For Listener 3 and Poller 3

Position: 123

Attempt 1

VSet Vs,lma Maximum for Vs,ov = 9.07073

Execute exchange

Using Scenario from Activity 1.1

The scenario is compliant with specifications

The Polling Device under test shall function properly in each test condition.

The Load Modulation Amplitude Reception of the Polling Device under test is compliant.

TC_AN20_POL_NFCB_02.123 (Maximum Vs,ov) passed.

11-21 rue Hubble
Parc de la Haute borne
59650 Villeneuve d'Ascq – France
+33 320 746 630
smartcards@microprocss.com

c. MPLog Traces

Trace 1: C:\Users\MICROPROSS\Desktop\Project\san\TS_MPM3_NFC Forum Analog_v3.2.1\NFC Forum Analog Test Suite\[Default Session] Traces\[_3][J1]TC_AN20_POL_NFCB_02.123 (Maximum Vs,ov)[2020-08-18T161310]\Attempt 1\Trace.mplog

d. Pictures

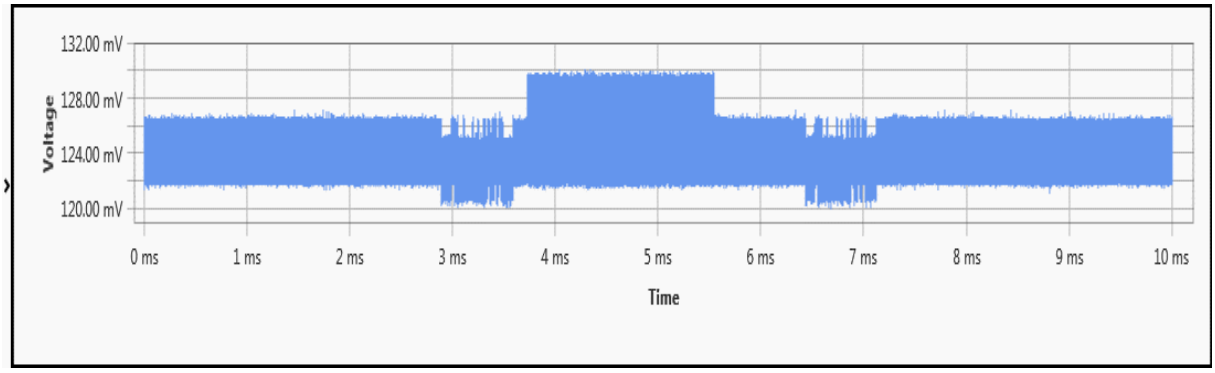

Picture

11-21 rue Hubble
Parc de la Haute borne
59650 Villeneuve d'Ascq – France
+33 320 746 630
smartcards@microprocess.com

296. Test: TC_AN20_POL_UND_01.000

a. Test Case Information

Operator	*Default Operator*
Description	*This test verifies poller power emission.*
Testing Date	*2020-09-18T15:25*
Device Name	*TCL2*
Device Serial Number	*MP3.12.35.20*
Firmware version	*43.0*
Driver version	*1.29*
MPManager version	*3.6.4*
Test case status	*PASSED*

b. Test Log

TC_AN20_POL_UND_01.000

This test verifies poller power emission.

Parameters:

Device Configuration:

Poller: Device Under Test

NFC Forum Reference Device: Listener 6

Jumper Configuration:

Position J3 at position 1 (820 Ω)

Position: 000

Attempt 1

11-21 rue Hubble
Parc de la Haute borne
59650 Villeneuve d'Ascq – France
+33 320 746 630
smartcards@micropross.com

Mesured power emission of 7.092 V is more than specified value : 4.04 V at +/- 4.0 %

The voltage VOV measured on the NFC Forum Reference Listening Device, must be inside the minimum and maximum limits.

The power emission of the Polling Device under test is compliant.

TC_AN20_POL_UND_01.000 passed.

c. MPLog Traces

Trace 1: C:\Users\MICROPROSS\Desktop\Project\san\TS_MPM3_NFC Forum Analog_v3.2.1\NFC Forum Analog Test Suite\[Default Session] Traces\[_6][J1]TC_AN20_POL_UND_01.000[2020-09-18T152524]\Attempt 1\Trace.mplog

d. Pictures

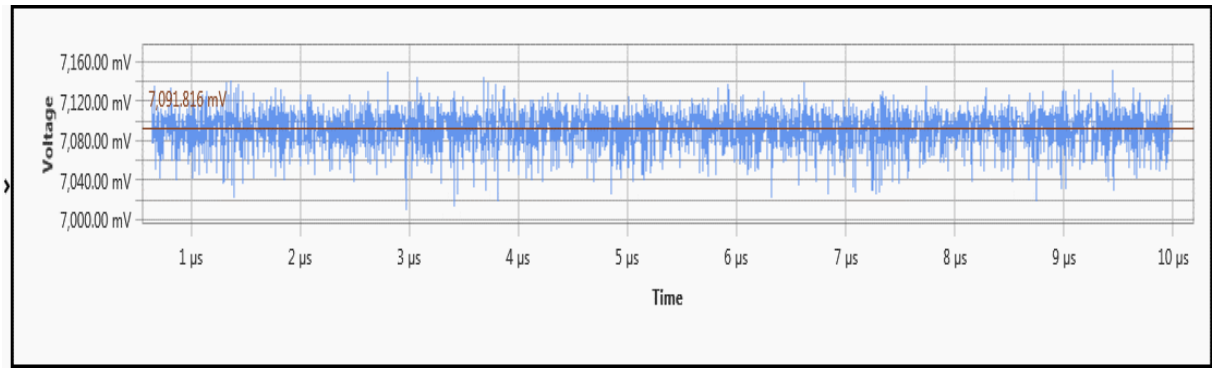

Picture

11-21 rue Hubble
Parc de la Haute borne
59650 Villeneuve d'Ascq – France
+33 320 746 630
smartcards@microprocss.com

297. Test: TC_AN20_POL_UND_01.010

a. Test Case Information

Operator	*Default Operator*
Description	*This test verifies poller power emission.*
Testing Date	*2020-08-18T15:07*
Device Name	*TCL2*
Device Serial Number	*MP3.12.35.20*
Firmware version	*43.0*
Driver version	*1.29*
MPManager version	*3.6.4*
Test case status	*PASSED*

b. Test Log

TC_AN20_POL_UND_01.010

This test verifies poller power emission.

Parameters:

Device Configuration:

Poller: Device Under Test

NFC Forum Reference Device: Listener 6

Jumper Configuration:

Position J3 at position 1 (820 Ω)

Position: 010

Attempt 1

11-21 rue Hubble
Parc de la Haute borne
59650 Villeneuve d'Ascq – France
+33 320 746 630
smartcards@micropross.com

Mesured power emission of 7.093 V is more than specified value : 4.04 V at +/- 4.0 %

The voltage VOV measured on the NFC Forum Reference Listening Device, must be inside the minimum and maximum limits.

The power emission of the Polling Device under test is compliant.

TC_AN20_POL_UND_01.010 passed.

c. MPLog Traces

Trace 1: C:\Users\MICROPROSS\Desktop\Project\san\TS_MPM3_NFC Forum Analog_v3.2.1\NFC Forum Analog Test Suite\[Default Session] Traces\[_6][J1]TC_AN20_POL_UND_01.010[2020-08-18T150754]\Attempt 1\Trace.mplog

d. Pictures

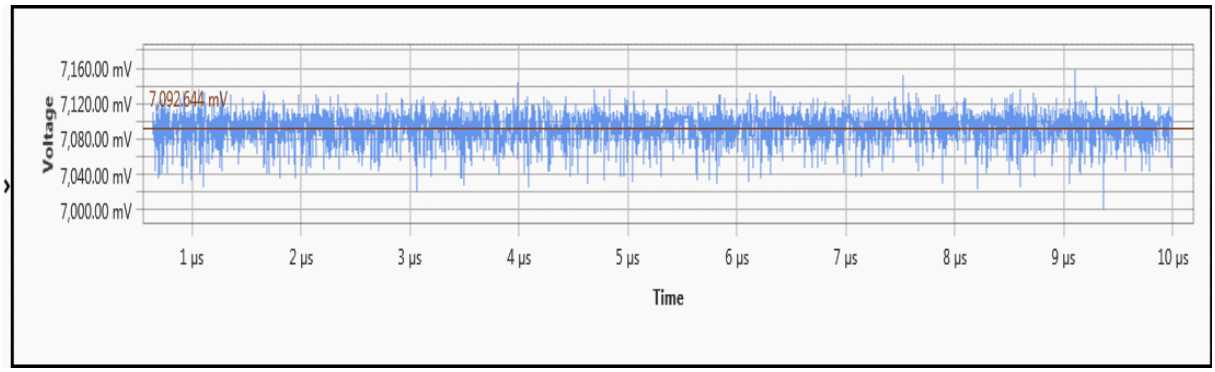

Picture

11-21 rue Hubble
Parc de la Haute borne
59650 Villeneuve d'Ascq – France
+33 320 746 630
smartcards@microprross.com

298. Test: TC_AN20_POL_UND_01.011

a. Test Case Information

Operator	*Default Operator*
Description	*This test verifies poller power emission.*
Testing Date	*2020-08-18T15:10*
Device Name	*TCL2*
Device Serial Number	*MP3.12.35.20*
Firmware version	*43.0*
Driver version	*1.29*
MPManager version	*3.6.4*
Test case status	*PASSED*

b. Test Log

TC_AN20_POL_UND_01.011

This test verifies poller power emission.

Parameters:

Device Configuration:

Poller: Device Under Test

NFC Forum Reference Device: Listener 6

Jumper Configuration:

Position J3 at position 1 (820 Ω)

Position: 011

Attempt 1

11-21 rue Hubble
Parc de la Haute borne
59650 Villeneuve d'Ascq – France
+33 320 746 630
smartcards@microprossss.com

Mesured power emission of 7.108 V is more than specified value : 4.04 V at +/- 4.0 %

The voltage VOV measured on the NFC Forum Reference Listening Device, must be inside the minimum and maximum limits.

The power emission of the Polling Device under test is compliant.

TC_AN20_POL_UND_01.011 passed.

c. MPLog Traces

Trace 1: C:\Users\MICROPROSS\Desktop\Project\san\TS_MPM3_NFC Forum Analog_v3.2.1\NFC Forum Analog Test Suite\[Default Session] Traces\[_6][J1]TC_AN20_POL_UND_01.011[2020-08-18T151007]\Attempt 1\Trace.mplog

d. Pictures

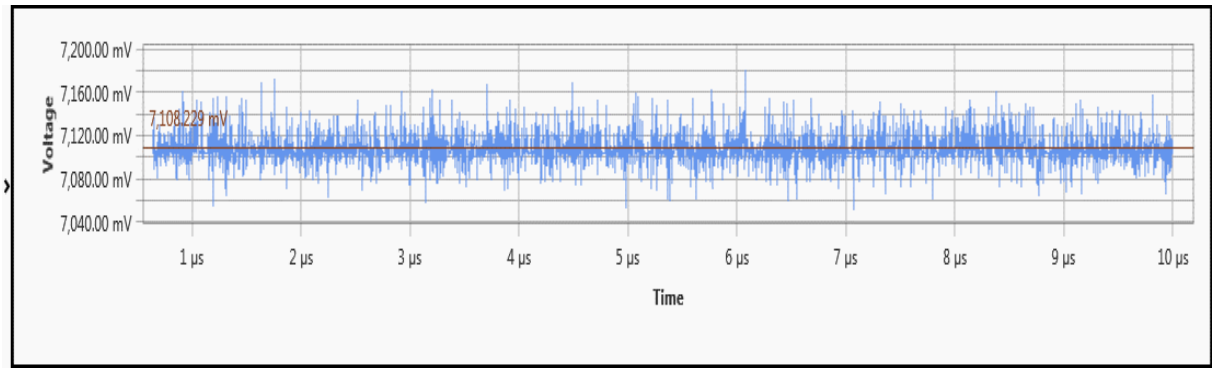

Picture

11-21 rue Hubble
Parc de la Haute borne
59650 Villeneuve d'Ascq – France
+33 320 746 630
smartcards@microprocess.com

299. Test: TC_AN20_POL_UND_01.012

a. Test Case Information

Operator	*Default Operator*
Description	*This test verifies poller power emission.*
Testing Date	*2020-08-18T15:12*
Device Name	*TCL2*
Device Serial Number	*MP3.12.35.20*
Firmware version	*43.0*
Driver version	*1.29*
MPManager version	*3.6.4*
Test case status	*PASSED*

b. Test Log

TC_AN20_POL_UND_01.012

This test verifies poller power emission.

Parameters:

Device Configuration:

Poller: Device Under Test

NFC Forum Reference Device: Listener 6

Jumper Configuration:

Position J3 at position 1 (820 Ω)

Position: 012

Attempt 1

11-21 rue Hubble
Parc de la Haute borne
59650 Villeneuve d'Ascq – France
+33 320 746 630
smartcards@micropross.com

Mesured power emission of 7.066 V is more than specified value : 4.04 V at +/- 4.0 %

The voltage VOV measured on the NFC Forum Reference Listening Device, must be inside the minimum and maximum limits.

The power emission of the Polling Device under test is compliant.

TC_AN20_POL_UND_01.012 passed.

c. MPLog Traces

Trace 1: C:\Users\MICROPROSS\Desktop\Project\san\TS_MPM3_NFC Forum Analog_v3.2.1\NFC Forum Analog Test Suite\[Default Session] Traces\[_6][J1]TC_AN20_POL_UND_01.012[2020-08-18T151203]\Attempt 1\Trace.mplog

d. Pictures

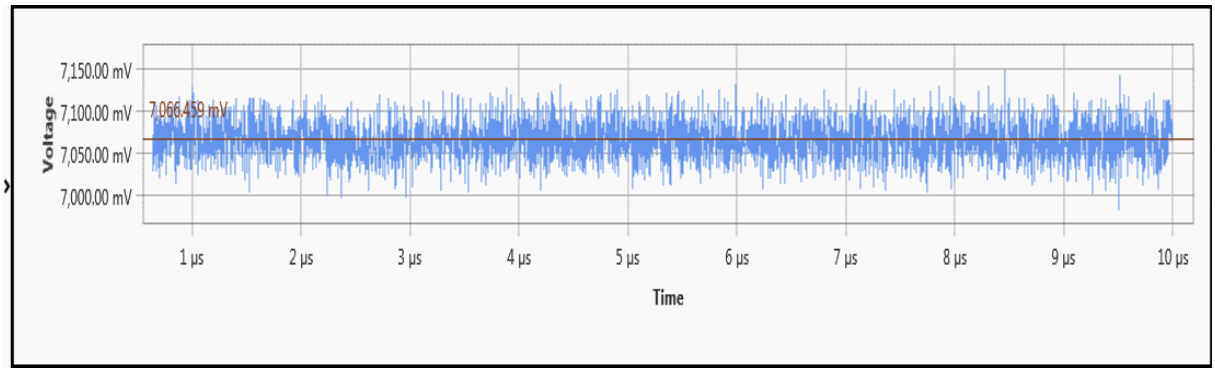

Picture

11-21 rue Hubble
Parc de la Haute borne
59650 Villeneuve d'Ascq – France
+33 320 746 630
smartcards@microprocess.com

300. Test: TC_AN20_POL_UND_01.013

a. Test Case Information

Operator	*Default Operator*
Description	*This test verifies poller power emission.*
Testing Date	*2020-08-18T15:14*
Device Name	*TCL2*
Device Serial Number	*MP3.12.35.20*
Firmware version	*43.0*
Driver version	*1.29*
MPManager version	*3.6.4*
Test case status	*PASSED*

b. Test Log

TC_AN20_POL_UND_01.013

This test verifies poller power emission.

Parameters:

Device Configuration:

Poller: Device Under Test

NFC Forum Reference Device: Listener 6

Jumper Configuration:

Position J3 at position 1 (820 Ω)

Position: 013

Attempt 1

11-21 rue Hubble
Parc de la Haute borne
59650 Villeneuve d'Ascq – France
+33 320 746 630
smartcards@micropross.com

Mesured power emission of 7.109 V is more than specified value : 4.04 V at +/- 4.0 %

The voltage VOV measured on the NFC Forum Reference Listening Device, must be inside the minimum and maximum limits.

The power emission of the Polling Device under test is compliant.

TC_AN20_POL_UND_01.013 passed.

c. MPLog Traces

Trace 1: C:\Users\MICROPROSS\Desktop\Project\san\TS_MPM3_NFC Forum Analog_v3.2.1\NFC Forum Analog Test Suite\[Default Session] Traces\[_6][J1]TC_AN20_POL_UND_01.013[2020-08-18T151419]\Attempt 1\Trace.mplog

d. Pictures

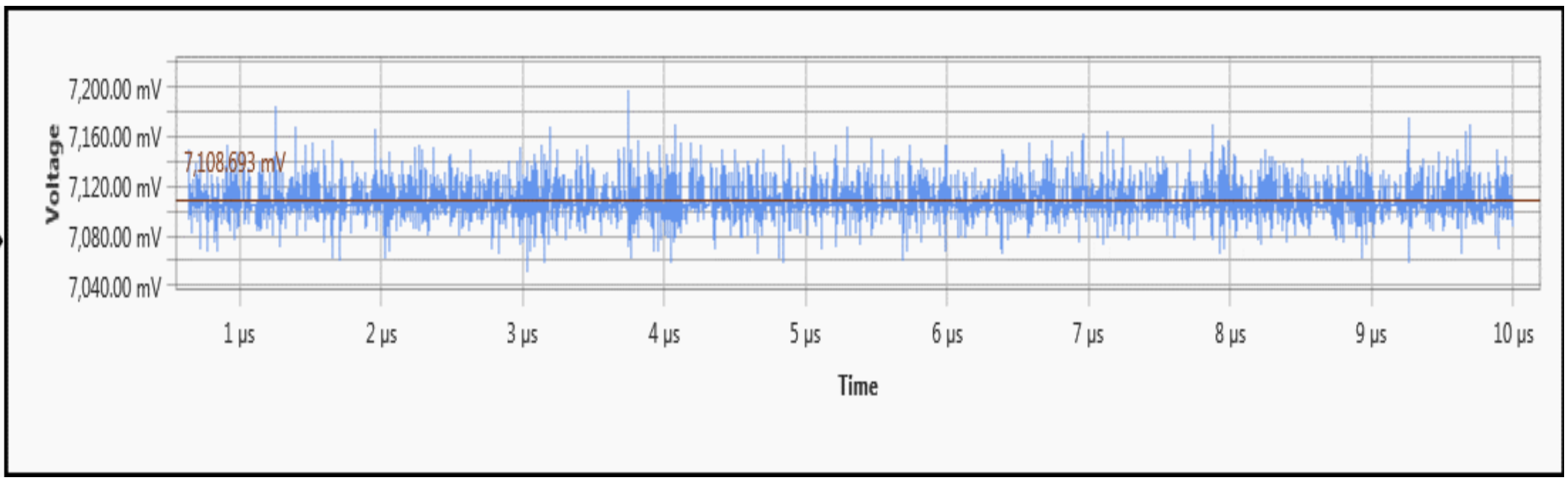

Picture

11-21 rue Hubble
Parc de la Haute borne
59650 Villeneuve d'Ascq – France
+33 320 746 630
smartcards@microprocess.com

301. Test: TC_AN20_POL_UND_01.100

a. Test Case Information

Operator	*Default Operator*
Description	*This test verifies poller power emission.*
Testing Date	*2020-08-18T15:16*
Device Name	*TCL2*
Device Serial Number	*MP3.12.35.20*
Firmware version	*43.0*
Driver version	*1.29*
MPManager version	*3.6.4*
Test case status	*PASSED*

b. Test Log

TC_AN20_POL_UND_01.100

This test verifies poller power emission.

Parameters:

Device Configuration:

Poller: Device Under Test

NFC Forum Reference Device: Listener 6

Jumper Configuration:

Position J3 at position 1 (820 Ω)

Position: 100

Attempt 1

11-21 rue Hubble
Parc de la Haute borne
59650 Villeneuve d'Ascq – France
+33 320 746 630
smartcards@micropross.com

Mesured power emission of 6.778 V is more than specified value : 4.04 V at +/- 4.0 %

The voltage VOV measured on the NFC Forum Reference Listening Device, must be inside the minimum and maximum limits.

The power emission of the Polling Device under test is compliant.

TC_AN20_POL_UND_01.100 passed.

c. MPLog Traces

Trace 1: C:\Users\MICROPROSS\Desktop\Project\san\TS_MPM3_NFC Forum Analog_v3.2.1\NFC Forum Analog Test Suite\[Default Session] Traces\[_6][J1]TC_AN20_POL_UND_01.100[2020-08-18T151628]\Attempt 1\Trace.mplog

d. Pictures

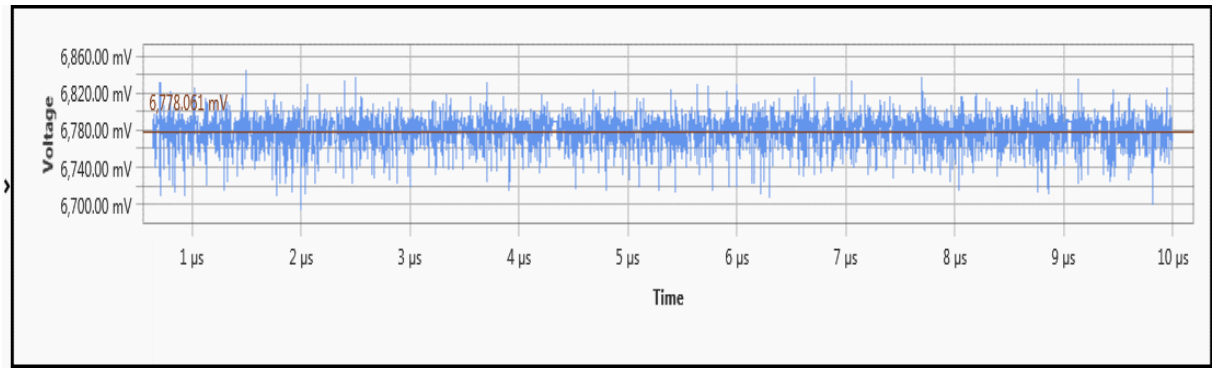

Picture

11-21 rue Hubble
Parc de la Haute borne
59650 Villeneuve d'Ascq – France
+33 320 746 630
smartcards@microprross.com

302. Test: TC_AN20_POL_UND_01.110

a. Test Case Information

Operator	*Default Operator*
Description	*This test verifies poller power emission.*
Testing Date	*2020-08-18T15:18*
Device Name	*TCL2*
Device Serial Number	*MP3.12.35.20*
Firmware version	*43.0*
Driver version	*1.29*
MPManager version	*3.6.4*
Test case status	*PASSED*

b. Test Log

TC_AN20_POL_UND_01.110

This test verifies poller power emission.

Parameters:

Device Configuration:

Poller: Device Under Test

NFC Forum Reference Device: Listener 6

Jumper Configuration:

Position J3 at position 1 (820 Ω)

Position: 110

Attempt 1

11-21 rue Hubble
Parc de la Haute borne
59650 Villeneuve d'Ascq – France
+33 320 746 630
smartcards@microprossx.com

Mesured power emission of 6.786 V is more than specified value : 4.04 V at +/- 4.0 %

The voltage VOV measured on the NFC Forum Reference Listening Device, must be inside the minimum and maximum limits.

The power emission of the Polling Device under test is compliant.

TC_AN20_POL_UND_01.110 passed.

c. MPLog Traces

Trace 1: C:\Users\MICROPROSS\Desktop\Project\san\TS_MPM3_NFC Forum Analog_v3.2.1\NFC Forum Analog Test Suite\[Default Session] Traces\[_6][J1]TC_AN20_POL_UND_01.110[2020-08-18T151814]\Attempt 1\Trace.mplog

d. Pictures

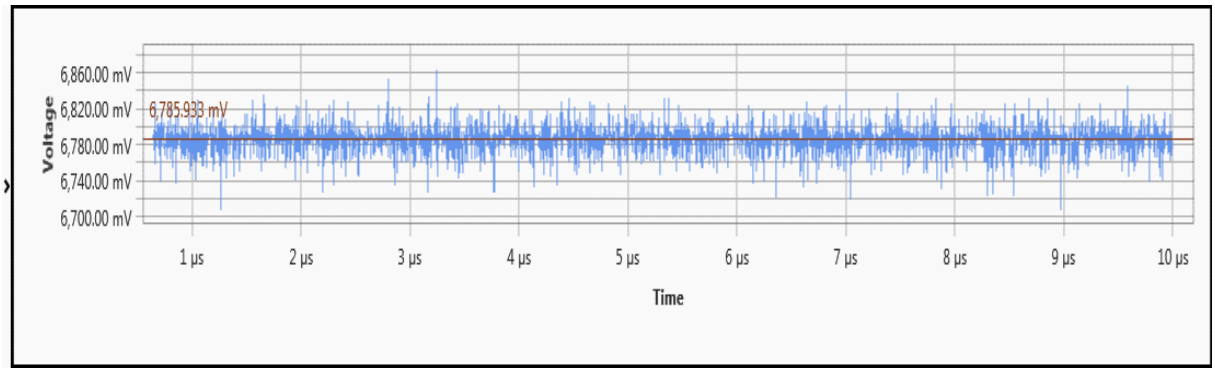

Picture

11-21 rue Hubble
Parc de la Haute borne
59650 Villeneuve d'Ascq – France
+33 320 746 630
smartcards@microprross.com

303. Test: TC_AN20_POL_UND_01.111

a. Test Case Information

Operator	*Default Operator*
Description	*This test verifies poller power emission.*
Testing Date	*2020-08-18T15:20*
Device Name	*TCL2*
Device Serial Number	*MP3.12.35.20*
Firmware version	*43.0*
Driver version	*1.29*
MPManager version	*3.6.4*
Test case status	*PASSED*

b. Test Log

TC_AN20_POL_UND_01.111

This test verifies poller power emission.

Parameters:

Device Configuration:

Poller: Device Under Test

NFC Forum Reference Device: Listener 6

Jumper Configuration:

Position J3 at position 1 (820 Ω)

Position: 111

Attempt 1

11-21 rue Hubble
Parc de la Haute borne
59650 Villeneuve d'Ascq – France
+33 320 746 630
smartcards@micropross.com

Mesured power emission of 6.813 V is more than specified value : 4.04 V at +/- 4.0 %

The voltage VOV measured on the NFC Forum Reference Listening Device, must be inside the minimum and maximum limits.

The power emission of the Polling Device under test is compliant.

TC_AN20_POL_UND_01.111 passed.

c. MPLog Traces

Trace 1: C:\Users\MICROPROSS\Desktop\Project\san\TS_MPM3_NFC Forum Analog_v3.2.1\NFC Forum Analog Test Suite\[Default Session] Traces\[_6][J1]TC_AN20_POL_UND_01.111[2020-08-18T152018]\Attempt 1\Trace.mplog

d. Pictures

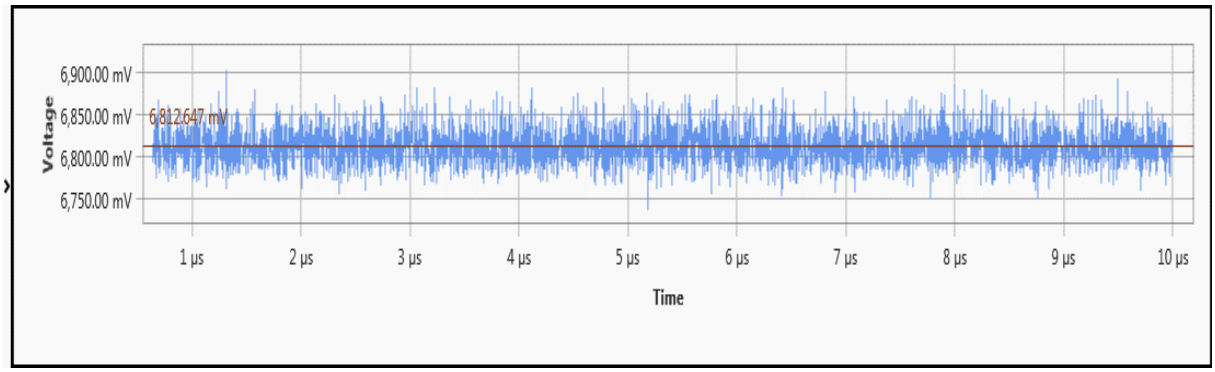

Picture

11-21 rue Hubble
Parc de la Haute borne
59650 Villeneuve d'Ascq – France
+33 320 746 630
smartcards@microprocss.com

304. Test: TC_AN20_POL_UND_01.112

a. Test Case Information

Operator	*Default Operator*
Description	*This test verifies poller power emission.*
Testing Date	*2020-08-18T15:22*
Device Name	*TCL2*
Device Serial Number	*MP3.12.35.20*
Firmware version	*43.0*
Driver version	*1.29*
MPManager version	*3.6.4*
Test case status	*PASSED*

b. Test Log

TC_AN20_POL_UND_01.112

This test verifies poller power emission.

Parameters:

Device Configuration:

Poller: Device Under Test

NFC Forum Reference Device: Listener 6

Jumper Configuration:

Position J3 at position 1 (820 Ω)

Position: 112

Attempt 1

11-21 rue Hubble
Parc de la Haute borne
59650 Villeneuve d'Ascq – France
+33 320 746 630
smartcards@micropross.com

Mesured power emission of 6.746 V is more than specified value : 4.04 V at +/- 4.0 %

The voltage VOV measured on the NFC Forum Reference Listening Device, must be inside the minimum and maximum limits.

The power emission of the Polling Device under test is compliant.

TC_AN20_POL_UND_01.112 passed.

c. MPLog Traces

Trace 1: C:\Users\MICROPROSS\Desktop\Project\san\TS_MPM3_NFC Forum Analog_v3.2.1\NFC Forum Analog Test Suite\[Default Session] Traces\[_6][J1]TC_AN20_POL_UND_01.112[2020-08-18T152251]\Attempt 1\Trace.mplog

d. Pictures

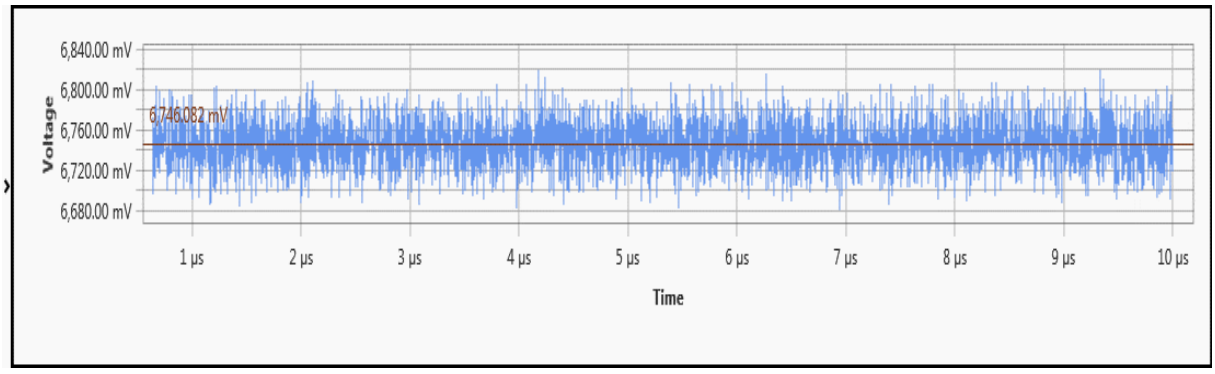

Picture

11-21 rue Hubble
Parc de la Haute borne
59650 Villeneuve d'Ascq – France
+33 320 746 630
smartcards@microprross.com

305. Test: TC_AN20_POL_UND_01.113

a. Test Case Information

Operator	*Default Operator*
Description	*This test verifies poller power emission.*
Testing Date	*2020-08-18T15:24*
Device Name	*TCL2*
Device Serial Number	*MP3.12.35.20*
Firmware version	*43.0*
Driver version	*1.29*
MPManager version	*3.6.4*
Test case status	*PASSED*

b. Test Log

TC_AN20_POL_UND_01.113

This test verifies poller power emission.

Parameters:

Device Configuration:

Poller: Device Under Test

NFC Forum Reference Device: Listener 6

Jumper Configuration:

Position J3 at position 1 (820 Ω)

Position: 113

Attempt 1

11-21 rue Hubble
Parc de la Haute borne
59650 Villeneuve d'Ascq – France
+33 320 746 630
smartcards@micropross.com

Mesured power emission of 6.807 V is more than specified value : 4.04 V at +/- 4.0 %

The voltage VOV measured on the NFC Forum Reference Listening Device, must be inside the minimum and maximum limits.

The power emission of the Polling Device under test is compliant.

TC_AN20_POL_UND_01.113 passed.

c. MPLog Traces

Trace 1: C:\Users\MICROPROSS\Desktop\Project\san\TS_MPM3_NFC Forum Analog_v3.2.1\NFC Forum Analog Test Suite\[Default Session] Traces\[_6][J1]TC_AN20_POL_UND_01.113[2020-08-18T152453]\Attempt 1\Trace.mplog

d. Pictures

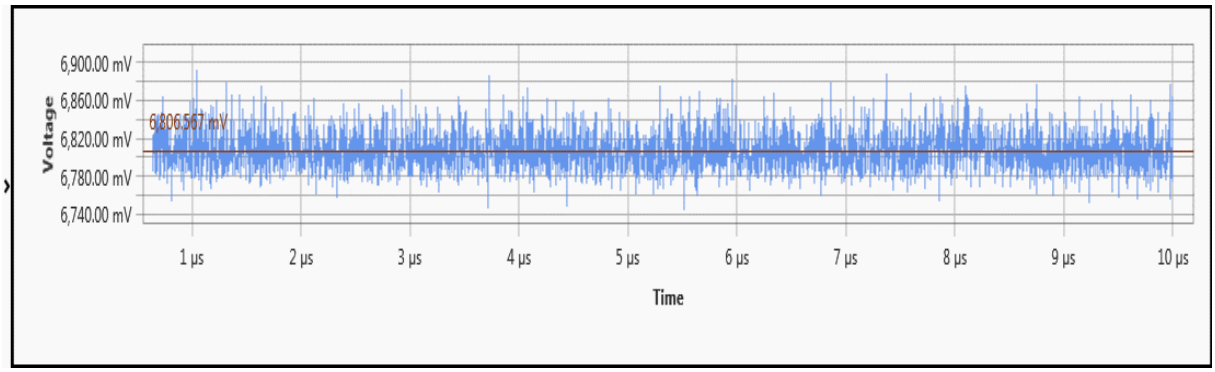

Picture

11-21 rue Hubble
Parc de la Haute borne
59650 Villeneuve d'Ascq – France
+33 320 746 630
smartcards@microprocess.com

306. Test: TC_AN20_POL_UND_01.120

a. Test Case Information

Operator	*Default Operator*
Description	*This test verifies poller power emission.*
Testing Date	*2020-08-18T15:26*
Device Name	*TCL2*
Device Serial Number	*MP3.12.35.20*
Firmware version	*43.0*
Driver version	*1.29*
MPManager version	*3.6.4*
Test case status	*PASSED*

b. Test Log

TC_AN20_POL_UND_01.120

This test verifies poller power emission.

Parameters:

Device Configuration:

Poller: Device Under Test

NFC Forum Reference Device: Listener 6

Jumper Configuration:

Position J3 at position 1 (820 Ω)

Position: 120

Attempt 1

11-21 rue Hubble
Parc de la Haute borne
59650 Villeneuve d'Ascq – France
+33 320 746 630
smartcards@microprossc.com

Mesured power emission of 6.660 V is more than specified value : 4.04 V at +/- 4.0 %

The voltage VOV measured on the NFC Forum Reference Listening Device, must be inside the minimum and maximum limits.

The power emission of the Polling Device under test is compliant.

TC_AN20_POL_UND_01.120 passed.

c. MPLog Traces

Trace 1: C:\Users\MICROPROSS\Desktop\Project\san\TS_MPM3_NFC Forum Analog_v3.2.1\NFC Forum Analog Test Suite\[Default Session] Traces\[_6][J1]TC_AN20_POL_UND_01.120[2020-08-18T152658]\Attempt 1\Trace.mplog

d. Pictures

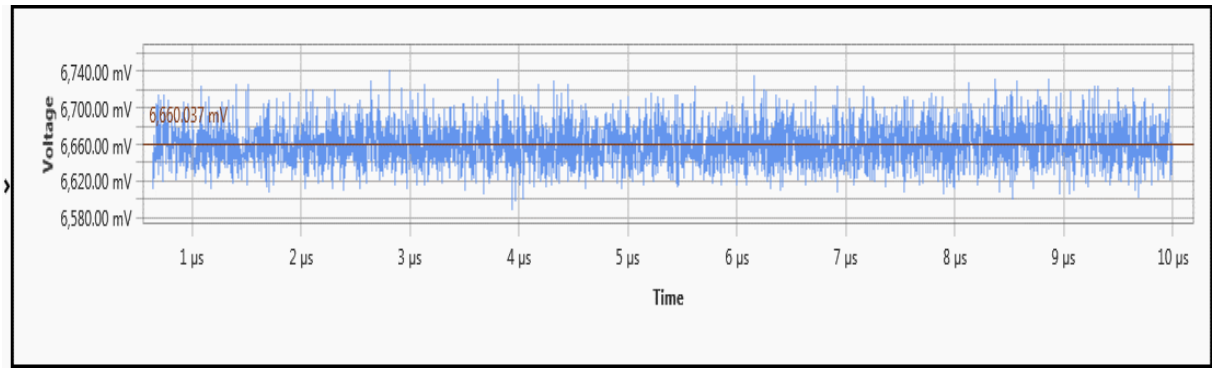

Picture

11-21 rue Hubble
Parc de la Haute borne
59650 Villeneuve d'Ascq – France
+33 320 746 630
smartcards@microprocess.com

307. Test: TC_AN20_POL_UND_01.121

a. Test Case Information

Operator	*Default Operator*
Description	*This test verifies poller power emission.*
Testing Date	*2020-08-18T15:29*
Device Name	*TCL2*
Device Serial Number	*MP3.12.35.20*
Firmware version	*43.0*
Driver version	*1.29*
MPManager version	*3.6.4*
Test case status	*PASSED*

b. Test Log

TC_AN20_POL_UND_01.121

This test verifies poller power emission.

Parameters:

Device Configuration:

Poller: Device Under Test

NFC Forum Reference Device: Listener 6

Jumper Configuration:

Position J3 at position 1 (820 Ω)

Position: 121

Attempt 1

11-21 rue Hubble
Parc de la Haute borne
59650 Villeneuve d'Ascq – France
+33 320 746 630
smartcards@micropross.com

Mesured power emission of 6.867 V is more than specified value : 4.04 V at +/- 4.0 %

The voltage VOV measured on the NFC Forum Reference Listening Device, must be inside the minimum and maximum limits.

The power emission of the Polling Device under test is compliant.

TC_AN20_POL_UND_01.121 passed.

c. MPLog Traces

Trace 1: C:\Users\MICROPROSS\Desktop\Project\san\TS_MPM3_NFC Forum Analog_v3.2.1\NFC Forum Analog Test Suite\[Default Session] Traces\[_6][J1]TC_AN20_POL_UND_01.121[2020-08-18T152909]\Attempt 1\Trace.mplog

d. Pictures

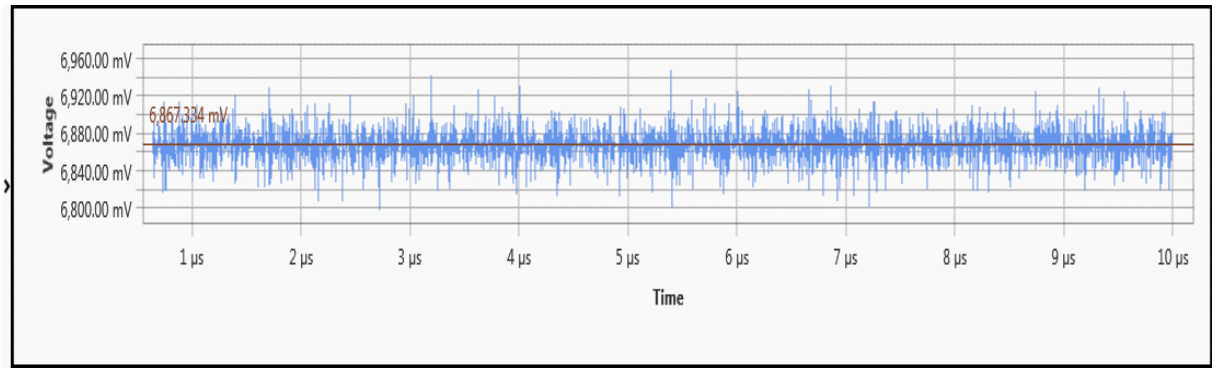

Picture

11-21 rue Hubble
Parc de la Haute borne
59650 Villeneuve d'Ascq – France
+33 320 746 630
smartcards@microprross.com

308. Test: TC_AN20_POL_UND_01.122

a. Test Case Information

Operator	*Default Operator*
Description	*This test verifies poller power emission.*
Testing Date	*2020-08-18T15:31*
Device Name	*TCL2*
Device Serial Number	*MP3.12.35.20*
Firmware version	*43.0*
Driver version	*1.29*
MPManager version	*3.6.4*
Test case status	*PASSED*

b. Test Log

TC_AN20_POL_UND_01.122

This test verifies poller power emission.

Parameters:

Device Configuration:

Poller: Device Under Test

NFC Forum Reference Device: Listener 6

Jumper Configuration:

Position J3 at position 1 (820 Ω)

Position: 122

Attempt 1

11-21 rue Hubble
Parc de la Haute borne
59650 Villeneuve d'Ascq – France
+33 320 746 630
smartcards@micropross.com

Mesured power emission of 6.569 V is more than specified value : 4.04 V at +/- 4.0 %

The voltage VOV measured on the NFC Forum Reference Listening Device, must be inside the minimum and maximum limits.

The power emission of the Polling Device under test is compliant.

TC_AN20_POL_UND_01.122 passed.

c. MPLog Traces

Trace 1: C:\Users\MICROPROSS\Desktop\Project\san\TS_MPM3_NFC Forum Analog_v3.2.1\NFC Forum Analog Test Suite\[Default Session] Traces\[_6][J1]TC_AN20_POL_UND_01.122[2020-08-18T153106]\Attempt 1\Trace.mplog

d. Pictures

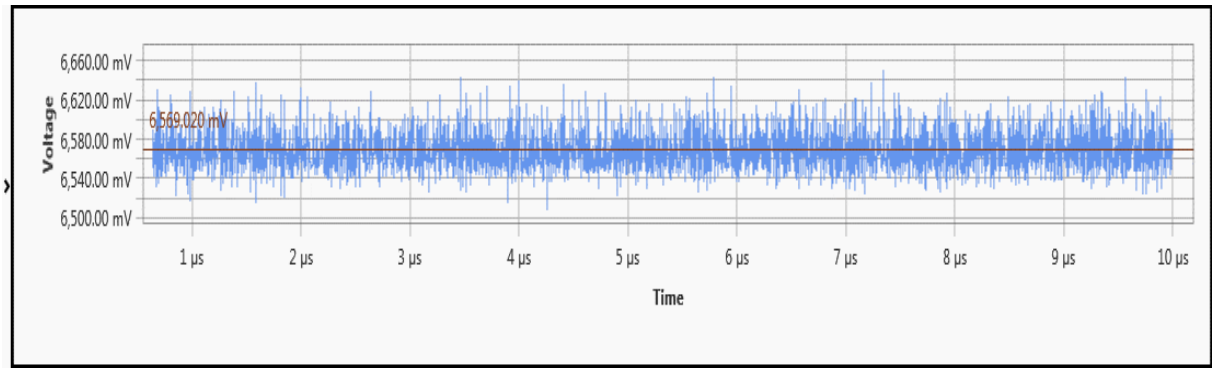

Picture

11-21 rue Hubble
Parc de la Haute borne
59650 Villeneuve d'Ascq – France
+33 320 746 630
smartcards@microprross.com

309. Test: TC_AN20_POL_UND_01.123

a. Test Case Information

Operator	*Default Operator*
Description	*This test verifies poller power emission.*
Testing Date	*2020-08-18T15:33*
Device Name	*TCL2*
Device Serial Number	*MP3.12.35.20*
Firmware version	*43.0*
Driver version	*1.29*
MPManager version	*3.6.4*
Test case status	*PASSED*

b. Test Log

TC_AN20_POL_UND_01.123

This test verifies poller power emission.

Parameters:

Device Configuration:

Poller: Device Under Test

NFC Forum Reference Device: Listener 6

Jumper Configuration:

Position J3 at position 1 (820 Ω)

Position: 123

Attempt 1

11-21 rue Hubble
Parc de la Haute borne
59650 Villeneuve d'Ascq – France
+33 320 746 630
smartcards@microprossss.com

Mesured power emission of 6.849 V is more than specified value : 4.04 V at +/- 4.0 %

The voltage VOV measured on the NFC Forum Reference Listening Device, must be inside the minimum and maximum limits.

The power emission of the Polling Device under test is compliant.

TC_AN20_POL_UND_01.123 passed.

c. MPLog Traces

Trace 1: C:\Users\MICROPROSS\Desktop\Project\san\TS_MPM3_NFC Forum Analog_v3.2.1\NFC Forum Analog Test Suite\[Default Session] Traces\[_6][J1]TC_AN20_POL_UND_01.123[2020-08-18T153339]\Attempt 1\Trace.mplog

d. Pictures

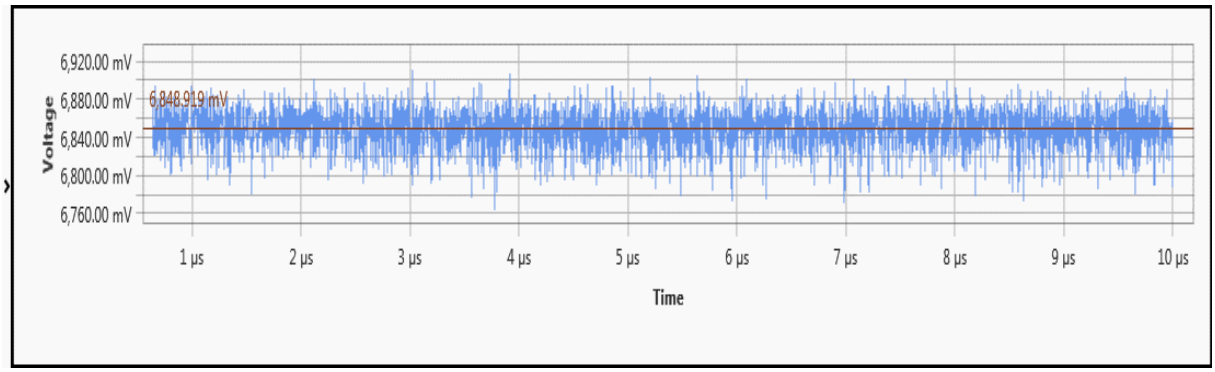

Picture

11-21 rue Hubble
Parc de la Haute borne
59650 Villeneuve d'Ascq – France
+33 320 746 630
smartcards@microprocss.com

310. Test: TC_AN20_POL_UND_02.000

a. Test Case Information

Operator	*Default Operator*
Description	*This test verifies poller power emission.*
Testing Date	*2020-09-18T15:26*
Device Name	*TCL2*
Device Serial Number	*MP3.12.35.20*
Firmware version	*43.0*
Driver version	*1.29*
MPManager version	*3.6.4*
Test case status	*PASSED*

b. Test Log

TC_AN20_POL_UND_02.000

This test verifies poller power emission.

Parameters:

Device Configuration:

Poller: Device Under Test

NFC Forum Reference Device: Listener 6

Jumper Configuration:

Position J3 at position 2 (82 Ω)

Position: 000

Attempt 1

11-21 rue Hubble
Parc de la Haute borne
59650 Villeneuve d'Ascq – France
+33 320 746 630
smartcards@micropross.com

Mesured power emission of 1.214 V is less than specified value : 2.23 V at +/- 4.0 %

The voltage VOV measured on the NFC Forum Reference Listening Device, must be inside the minimum and maximum limits.

The power emission of the Polling Device under test is compliant.

TC_AN20_POL_UND_02.000 passed.

c. MPLog Traces

Trace 1: C:\Users\MICROPROSS\Desktop\Project\san\TS_MPM3_NFC Forum Analog_v3.2.1\NFC Forum Analog Test Suite\[Default Session] Traces\[_6][J2]TC_AN20_POL_UND_02.000[2020-09-18T152610]\Attempt 1\Trace.mplog

d. Pictures

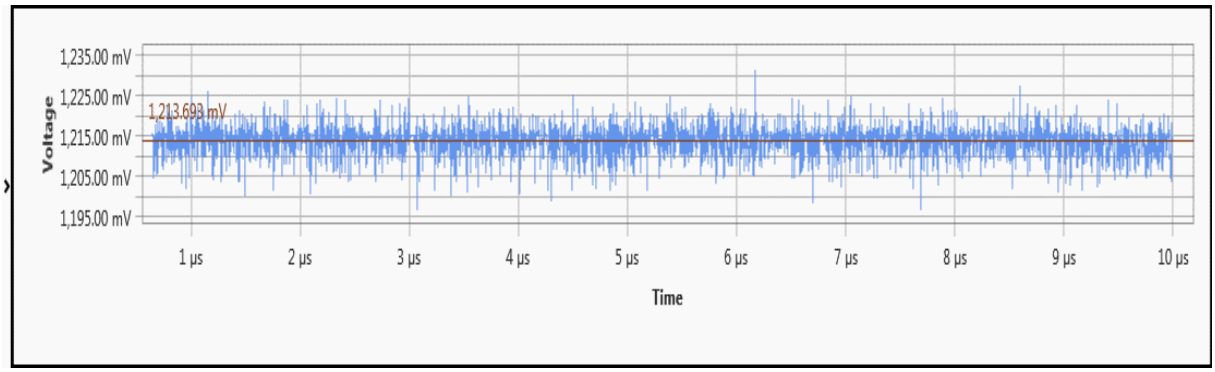

Picture

11-21 rue Hubble
Parc de la Haute borne
59650 Villeneuve d'Ascq – France
+33 320 746 630
smartcards@microprossx.com

311. Test: TC_AN20_POL_UND_02.010

a. Test Case Information

Operator	*Default Operator*
Description	*This test verifies poller power emission.*
Testing Date	*2020-08-18T15:09*
Device Name	*TCL2*
Device Serial Number	*MP3.12.35.20*
Firmware version	*43.0*
Driver version	*1.29*
MPManager version	*3.6.4*
Test case status	*PASSED*

b. Test Log

TC_AN20_POL_UND_02.010

This test verifies poller power emission.

Parameters:

Device Configuration:

Poller: Device Under Test

NFC Forum Reference Device: Listener 6

Jumper Configuration:

Position J3 at position 2 (82 Ω)

Position: 010

Attempt 1

11-21 rue Hubble
Parc de la Haute borne
59650 Villeneuve d'Ascq – France
+33 320 746 630
smartcards@microprossss.com

Mesured power emission of 1.229 V is less than specified value : 2.23 V at +/- 4.0 %

The voltage VOV measured on the NFC Forum Reference Listening Device, must be inside the minimum and maximum limits.

The power emission of the Polling Device under test is compliant.

TC_AN20_POL_UND_02.010 passed.

c. MPLog Traces

Trace 1: C:\Users\MICROPROSS\Desktop\Project\san\TS_MPM3_NFC Forum Analog_v3.2.1\NFC Forum Analog Test Suite\[Default Session] Traces\[_6][J2]TC_AN20_POL_UND_02.010[2020-08-18T150926]\Attempt 1\Trace.mplog

d. Pictures

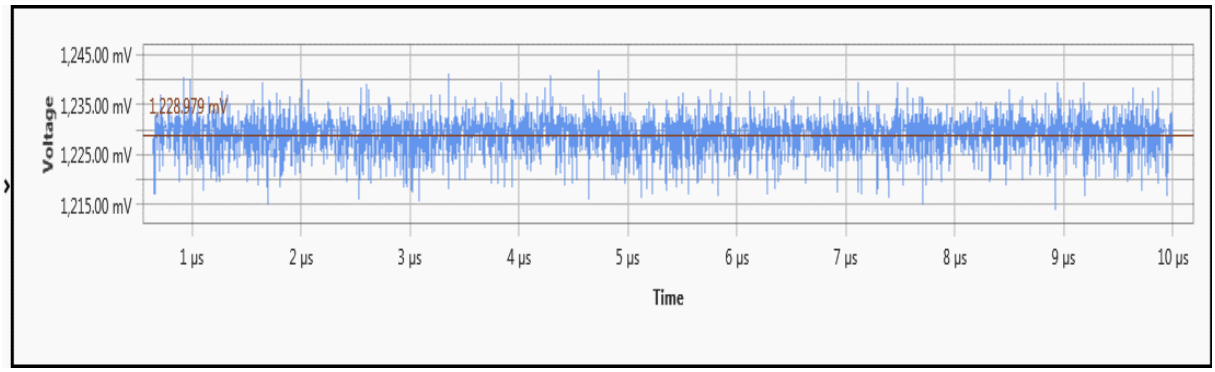

Picture

11-21 rue Hubble
Parc de la Haute borne
59650 Villeneuve d'Ascq – France
+33 320 746 630
smartcards@microprocess.com

312. Test: TC_AN20_POL_UND_02.011

a. Test Case Information

Operator	*Default Operator*
Description	*This test verifies poller power emission.*
Testing Date	*2020-08-18T15:11*
Device Name	*TCL2*
Device Serial Number	*MP3.12.35.20*
Firmware version	*43.0*
Driver version	*1.29*
MPManager version	*3.6.4*
Test case status	*PASSED*

b. Test Log

TC_AN20_POL_UND_02.011

This test verifies poller power emission.

Parameters:

Device Configuration:

Poller: Device Under Test

NFC Forum Reference Device: Listener 6

Jumper Configuration:

Position J3 at position 2 (82 Ω)

Position: 011

Attempt 1

11-21 rue Hubble
Parc de la Haute borne
59650 Villeneuve d'Ascq – France
+33 320 746 630
smartcards@micropross.com

Mesured power emission of 1.231 V is less than specified value : 2.23 V at +/- 4.0 %

The voltage VOV measured on the NFC Forum Reference Listening Device, must be inside the minimum and maximum limits.

The power emission of the Polling Device under test is compliant.

TC_AN20_POL_UND_02.011 passed.

c. MPLog Traces

Trace 1: C:\Users\MICROPROSS\Desktop\Project\san\TS_MPM3_NFC Forum Analog_v3.2.1\NFC Forum Analog Test Suite\[Default Session] Traces\[_6][J2]TC_AN20_POL_UND_02.011[2020-08-18T151128]\Attempt 1\Trace.mplog

d. Pictures

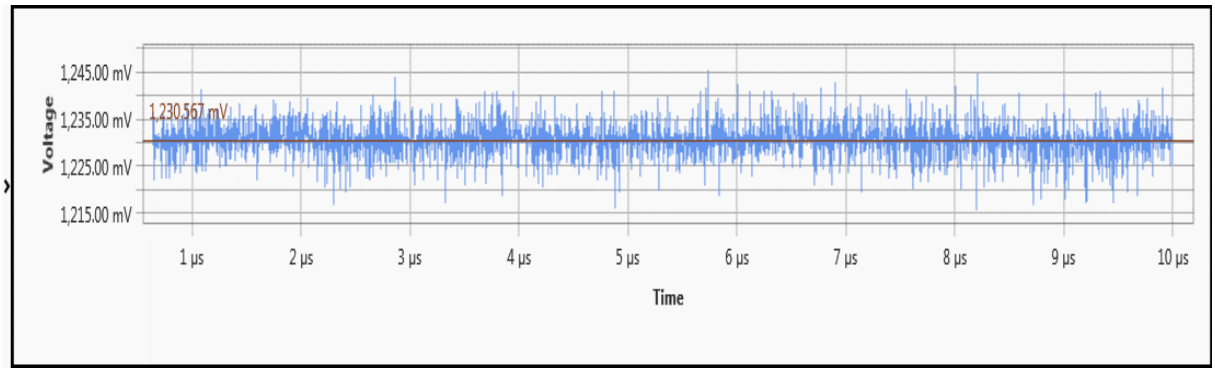

Picture

11-21 rue Hubble
Parc de la Haute borne
59650 Villeneuve d'Ascq – France
+33 320 746 630
smartcards@microprocess.com

313. Test: TC_AN20_POL_UND_02.012

a. Test Case Information

Operator	*Default Operator*
Description	*This test verifies poller power emission.*
Testing Date	*2020-08-18T15:13*
Device Name	*TCL2*
Device Serial Number	*MP3.12.35.20*
Firmware version	*43.0*
Driver version	*1.29*
MPManager version	*3.6.4*
Test case status	*PASSED*

b. Test Log

TC_AN20_POL_UND_02.012

This test verifies poller power emission.

Parameters:

Device Configuration:

Poller: Device Under Test

NFC Forum Reference Device: Listener 6

Jumper Configuration:

Position J3 at position 2 (82 Ω)

Position: 012

Attempt 1

11-21 rue Hubble
Parc de la Haute borne
59650 Villeneuve d'Ascq – France
+33 320 746 630
smartcards@micropross.com

Mesured power emission of 1.213 V is less than specified value : 2.23 V at +/- 4.0 %

The voltage VOV measured on the NFC Forum Reference Listening Device, must be inside the minimum and maximum limits.

The power emission of the Polling Device under test is compliant.

TC_AN20_POL_UND_02.012 passed.

c. MPLog Traces

Trace 1: C:\Users\MICROPROSS\Desktop\Project\san\TS_MPM3_NFC Forum Analog_v3.2.1\NFC Forum Analog Test Suite\[Default Session] Traces\[_6][J2]TC_AN20_POL_UND_02.012[2020-08-18T151334]\Attempt 1\Trace.mplog

d. Pictures

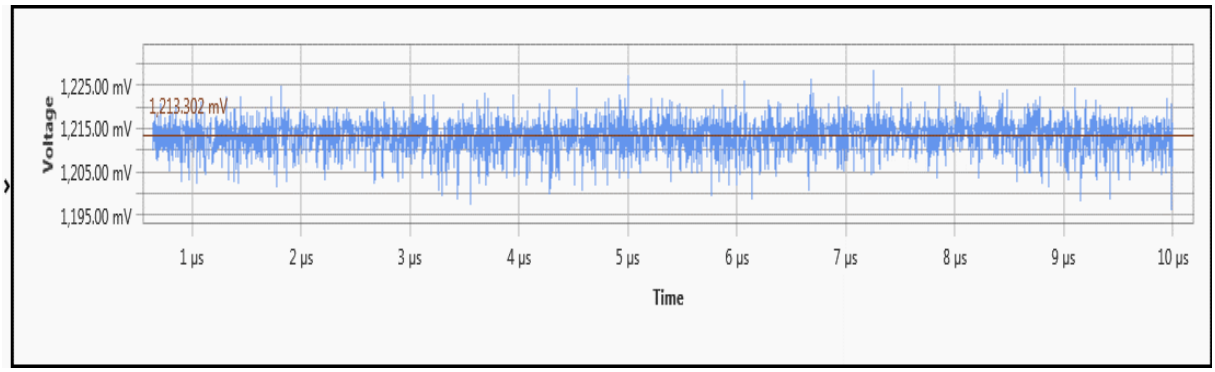

Picture

11-21 rue Hubble
Parc de la Haute borne
59650 Villeneuve d'Ascq – France
+33 320 746 630
smartcards@microprossx.com

314. Test: TC_AN20_POL_UND_02.013

a. Test Case Information

Operator	*Default Operator*
Description	*This test verifies poller power emission.*
Testing Date	*2020-08-18T15:15*
Device Name	*TCL2*
Device Serial Number	*MP3.12.35.20*
Firmware version	*43.0*
Driver version	*1.29*
MPManager version	*3.6.4*
Test case status	*PASSED*

b. Test Log

TC_AN20_POL_UND_02.013

This test verifies poller power emission.

Parameters:

Device Configuration:

Poller: Device Under Test

NFC Forum Reference Device: Listener 6

Jumper Configuration:

Position J3 at position 2 (82 Ω)

Position: 013

Attempt 1

11-21 rue Hubble
Parc de la Haute borne
59650 Villeneuve d'Ascq – France
+33 320 746 630
smartcards@micropross.com

Mesured power emission of 1.227 V is less than specified value : 2.23 V at +/- 4.0 %

The voltage VOV measured on the NFC Forum Reference Listening Device, must be inside the minimum and maximum limits.

The power emission of the Polling Device under test is compliant.

TC_AN20_POL_UND_02.013 passed.

c. MPLog Traces

Trace 1: C:\Users\MICROPROSS\Desktop\Project\san\TS_MPM3_NFC Forum Analog_v3.2.1\NFC Forum Analog Test Suite\[Default Session] Traces\[_6][J2]TC_AN20_POL_UND_02.013[2020-08-18T151538]\Attempt 1\Trace.mplog

d. Pictures

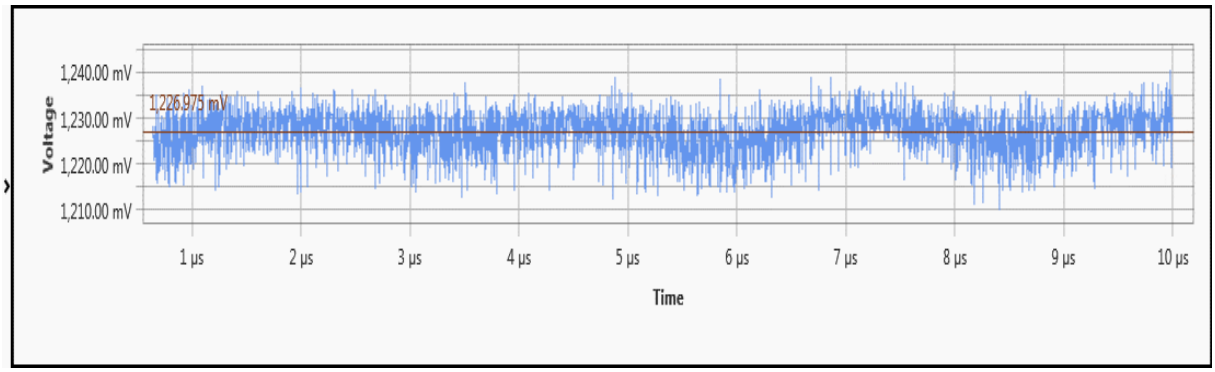

Picture

11-21 rue Hubble
Parc de la Haute borne
59650 Villeneuve d'Ascq – France
+33 320 746 630
smartcards@microprossx.com

315. Test: TC_AN20_POL_UND_02.100

a. Test Case Information

Operator	*Default Operator*
Description	*This test verifies poller power emission.*
Testing Date	*2020-08-18T15:17*
Device Name	*TCL2*
Device Serial Number	*MP3.12.35.20*
Firmware version	*43.0*
Driver version	*1.29*
MPManager version	*3.6.4*
Test case status	*PASSED*

b. Test Log

TC_AN20_POL_UND_02.100

This test verifies poller power emission.

Parameters:

Device Configuration:

Poller: Device Under Test

NFC Forum Reference Device: Listener 6

Jumper Configuration:

Position J3 at position 2 (82 Ω)

Position: 100

Attempt 1

11-21 rue Hubble
Parc de la Haute borne
59650 Villeneuve d'Ascq – France
+33 320 746 630
smartcards@micropross.com

Mesured power emission of 1.059 V is less than specified value : 2.23 V at +/- 4.0 %

The voltage VOV measured on the NFC Forum Reference Listening Device, must be inside the minimum and maximum limits.

The power emission of the Polling Device under test is compliant.

TC_AN20_POL_UND_02.100 passed.

c. MPLog Traces

Trace 1: C:\Users\MICROPROSS\Desktop\Project\san\TS_MPM3_NFC Forum Analog_v3.2.1\NFC Forum Analog Test Suite\[Default Session] Traces\[_6][J2]TC_AN20_POL_UND_02.100[2020-08-18T151740]\Attempt 1\Trace.mplog

d. Pictures

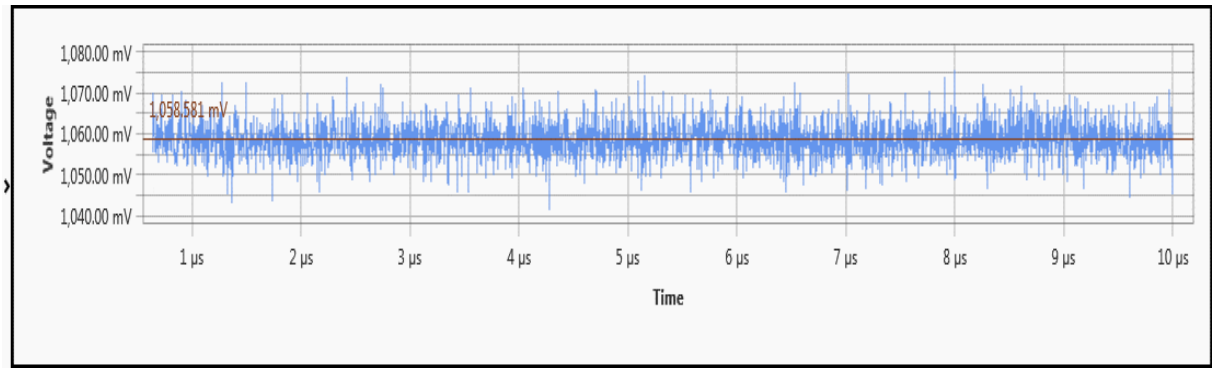

Picture

11-21 rue Hubble
Parc de la Haute borne
59650 Villeneuve d'Ascq – France
+33 320 746 630
smartcards@microprossx.com

316. Test: TC_AN20_POL_UND_02.110

a. Test Case Information

Operator	*Default Operator*
Description	*This test verifies poller power emission.*
Testing Date	*2020-08-18T15:19*
Device Name	*TCL2*
Device Serial Number	*MP3.12.35.20*
Firmware version	*43.0*
Driver version	*1.29*
MPManager version	*3.6.4*
Test case status	*PASSED*

b. Test Log

TC_AN20_POL_UND_02.110

This test verifies poller power emission.

Parameters:

Device Configuration:

Poller: Device Under Test

NFC Forum Reference Device: Listener 6

Jumper Configuration:

Position J3 at position 2 (82 Ω)

Position: 110

Attempt 1

11-21 rue Hubble
Parc de la Haute borne
59650 Villeneuve d'Ascq – France
+33 320 746 630
smartcards@microprossc.com

Mesured power emission of 1.059 V is less than specified value : 2.23 V at +/- 4.0 %

The voltage VOV measured on the NFC Forum Reference Listening Device, must be inside the minimum and maximum limits.

The power emission of the Polling Device under test is compliant.

TC_AN20_POL_UND_02.110 passed.

c. MPLog Traces

Trace 1: C:\Users\MICROPROSS\Desktop\Project\san\TS_MPM3_NFC Forum Analog_v3.2.1\NFC Forum Analog Test Suite\[Default Session] Traces\[_6][J2]TC_AN20_POL_UND_02.110[2020-08-18T151933]\Attempt 1\Trace.mplog

d. Pictures

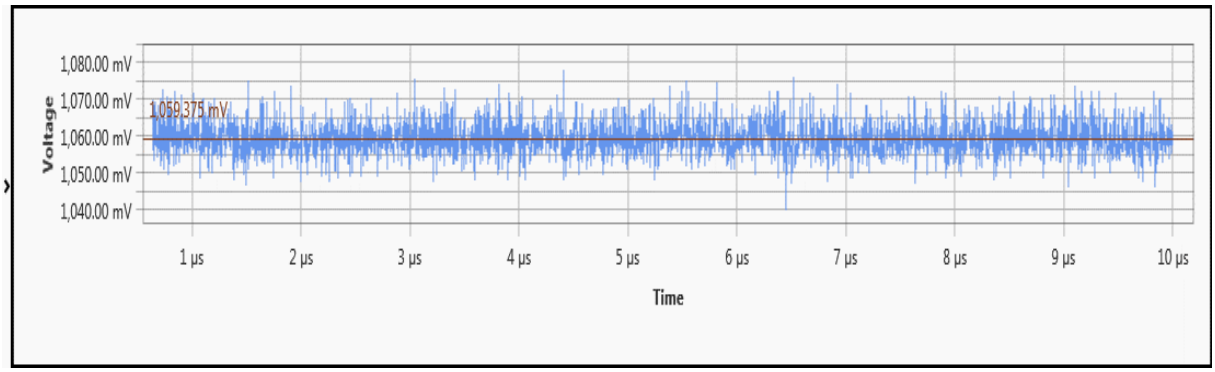

Picture

11-21 rue Hubble
Parc de la Haute borne
59650 Villeneuve d'Ascq – France
+33 320 746 630
smartcards@microprross.com

317. Test: TC_AN20_POL_UND_02.111

a. Test Case Information

Operator	*Default Operator*
Description	*This test verifies poller power emission.*
Testing Date	*2020-08-18T15:22*
Device Name	*TCL2*
Device Serial Number	*MP3.12.35.20*
Firmware version	*43.0*
Driver version	*1.29*
MPManager version	*3.6.4*
Test case status	*PASSED*

b. Test Log

TC_AN20_POL_UND_02.111

This test verifies poller power emission.

Parameters:

Device Configuration:

Poller: Device Under Test

NFC Forum Reference Device: Listener 6

Jumper Configuration:

Position J3 at position 2 (82 Ω)

Position: 111

Attempt 1

11-21 rue Hubble
Parc de la Haute borne
59650 Villeneuve d'Ascq – France
+33 320 746 630
smartcards@micropross.com

Mesured power emission of 1.072 V is less than specified value : 2.23 V at +/- 4.0 %

The voltage VOV measured on the NFC Forum Reference Listening Device, must be inside the minimum and maximum limits.

The power emission of the Polling Device under test is compliant.

TC_AN20_POL_UND_02.111 passed.

c. MPLog Traces

Trace 1: C:\Users\MICROPROSS\Desktop\Project\san\TS_MPM3_NFC Forum Analog_v3.2.1\NFC Forum Analog Test Suite\[Default Session] Traces\[_6][J2]TC_AN20_POL_UND_02.111[2020-08-18T152205]\Attempt 1\Trace.mplog

d. Pictures

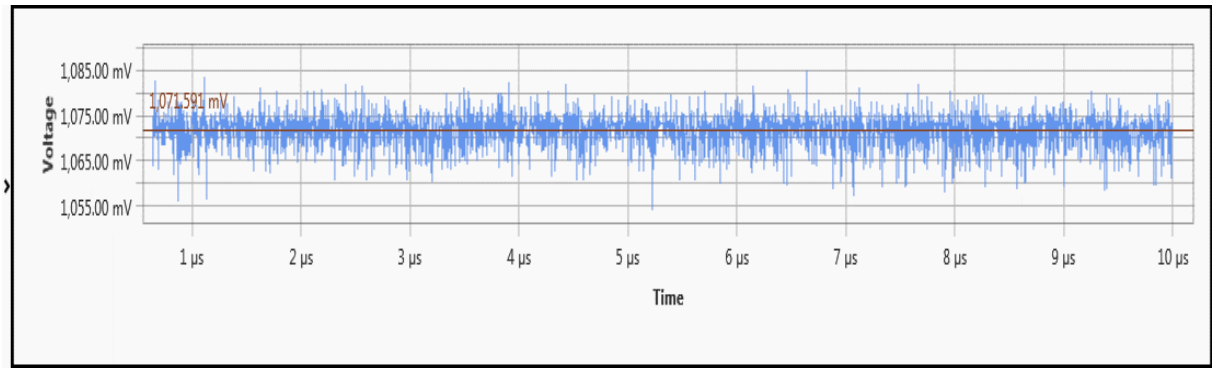

Picture

11-21 rue Hubble
Parc de la Haute borne
59650 Villeneuve d'Ascq – France
+33 320 746 630
smartcards@microprossx.com

318. Test: TC_AN20_POL_UND_02.112

a. Test Case Information

Operator	*Default Operator*
Description	*This test verifies poller power emission.*
Testing Date	*2020-08-18T15:24*
Device Name	*TCL2*
Device Serial Number	*MP3.12.35.20*
Firmware version	*43.0*
Driver version	*1.29*
MPManager version	*3.6.4*
Test case status	*PASSED*

b. Test Log

TC_AN20_POL_UND_02.112

This test verifies poller power emission.

Parameters:

Device Configuration:

Poller: Device Under Test

NFC Forum Reference Device: Listener 6

Jumper Configuration:

Position J3 at position 2 (82 Ω)

Position: 112

Attempt 1

11-21 rue Hubble
Parc de la Haute borne
59650 Villeneuve d'Ascq – France
+33 320 746 630
smartcards@micropross.com

Mesured power emission of 1.044 V is less than specified value : 2.23 V at +/- 4.0 %

The voltage VOV measured on the NFC Forum Reference Listening Device, must be inside the minimum and maximum limits.

The power emission of the Polling Device under test is compliant.

TC_AN20_POL_UND_02.112 passed.

c. MPLog Traces

Trace 1: C:\Users\MICROPROSS\Desktop\Project\san\TS_MPM3_NFC Forum Analog_v3.2.1\NFC Forum Analog Test Suite\[Default Session] Traces\[_6][J2]TC_AN20_POL_UND_02.112[2020-08-18T152420]\Attempt 1\Trace.mplog

d. Pictures

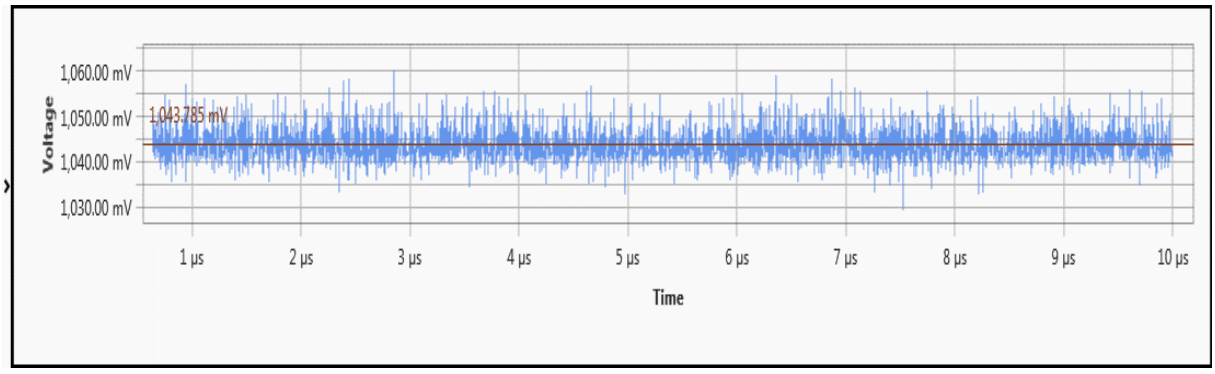

Picture

11-21 rue Hubble
Parc de la Haute borne
59650 Villeneuve d'Ascq – France
+33 320 746 630
smartcards@microprocss.com

319. Test: TC_AN20_POL_UND_02.113

a. Test Case Information

Operator	*Default Operator*
Description	*This test verifies poller power emission.*
Testing Date	*2020-08-18T15:26*
Device Name	*TCL2*
Device Serial Number	*MP3.12.35.20*
Firmware version	*43.0*
Driver version	*1.29*
MPManager version	*3.6.4*
Test case status	*PASSED*

b. Test Log

TC_AN20_POL_UND_02.113

This test verifies poller power emission.

Parameters:

Device Configuration:

Poller: Device Under Test

NFC Forum Reference Device: Listener 6

Jumper Configuration:

Position J3 at position 2 (82 Ω)

Position: 113

Attempt 1

11-21 rue Hubble
Parc de la Haute borne
59650 Villeneuve d'Ascq – France
+33 320 746 630
smartcards@microprossc.com

Mesured power emission of 1.069 V is less than specified value : 2.23 V at +/- 4.0 %

The voltage VOV measured on the NFC Forum Reference Listening Device, must be inside the minimum and maximum limits.

The power emission of the Polling Device under test is compliant.

TC_AN20_POL_UND_02.113 passed.

c. MPLog Traces

Trace 1: C:\Users\MICROPROSS\Desktop\Project\san\TS_MPM3_NFC Forum Analog_v3.2.1\NFC Forum Analog Test Suite\[Default Session] Traces\[_6][J2]TC_AN20_POL_UND_02.113[2020-08-18T152623]\Attempt 1\Trace.mplog

d. Pictures

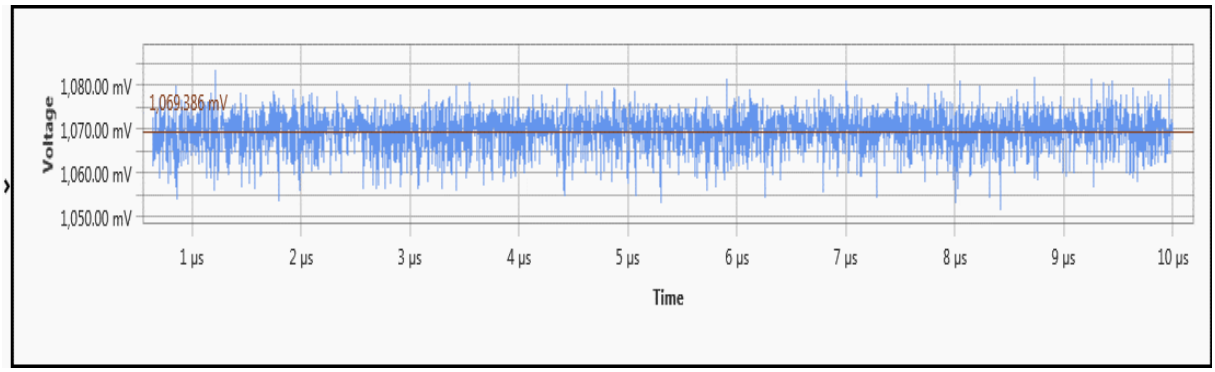

Picture

11-21 rue Hubble
Parc de la Haute borne
59650 Villeneuve d'Ascq – France
+33 320 746 630
smartcards@microprossx.com

320. Test: TC_AN20_POL_UND_02.120

a. Test Case Information

Operator	*Default Operator*
Description	*This test verifies poller power emission.*
Testing Date	*2020-08-18T15:28*
Device Name	*TCL2*
Device Serial Number	*MP3.12.35.20*
Firmware version	*43.0*
Driver version	*1.29*
MPManager version	*3.6.4*
Test case status	*PASSED*

b. Test Log

TC_AN20_POL_UND_02.120

This test verifies poller power emission.

Parameters:

Device Configuration:

Poller: Device Under Test

NFC Forum Reference Device: Listener 6

Jumper Configuration:

Position J3 at position 2 (82 Ω)

Position: 120

Attempt 1

11-21 rue Hubble
Parc de la Haute borne
59650 Villeneuve d'Ascq – France
+33 320 746 630
smartcards@micropross.com

Mesured power emission of 1.014 V is less than specified value : 2.23 V at +/- 4.0 %

The voltage VOV measured on the NFC Forum Reference Listening Device, must be inside the minimum and maximum limits.

The power emission of the Polling Device under test is compliant.

TC_AN20_POL_UND_02.120 passed.

c. MPLog Traces

Trace 1: C:\Users\MICROPROSS\Desktop\Project\san\TS_MPM3_NFC Forum Analog_v3.2.1\NFC Forum Analog Test Suite\[Default Session] Traces\[_6][J2]TC_AN20_POL_UND_02.120[2020-08-18T152823]\Attempt 1\Trace.mplog

d. Pictures

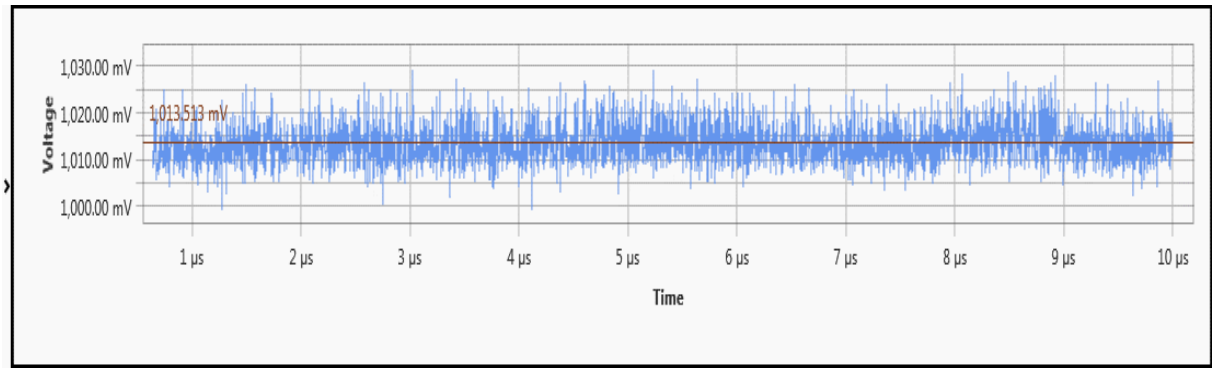

Picture

11-21 rue Hubble
Parc de la Haute borne
59650 Villeneuve d'Ascq – France
+33 320 746 630
smartcards@microprocess.com

321. Test: TC_AN20_POL_UND_02.121

a. Test Case Information

Operator	*Default Operator*
Description	*This test verifies poller power emission.*
Testing Date	*2020-08-18T15:30*
Device Name	*TCL2*
Device Serial Number	*MP3.12.35.20*
Firmware version	*43.0*
Driver version	*1.29*
MPManager version	*3.6.4*
Test case status	*PASSED*

b. Test Log

TC_AN20_POL_UND_02.121

This test verifies poller power emission.

Parameters:

Device Configuration:

Poller: Device Under Test

NFC Forum Reference Device: Listener 6

Jumper Configuration:

Position J3 at position 2 (82 Ω)

Position: 121

Attempt 1

11-21 rue Hubble
Parc de la Haute borne
59650 Villeneuve d'Ascq – France
+33 320 746 630
smartcards@microprossx.com

Mesured power emission of 1.087 V is less than specified value : 2.23 V at +/- 4.0 %

The voltage VOV measured on the NFC Forum Reference Listening Device, must be inside the minimum and maximum limits.

The power emission of the Polling Device under test is compliant.

TC_AN20_POL_UND_02.121 passed.

c. MPLog Traces

Trace 1: C:\Users\MICROPROSS\Desktop\Project\san\TS_MPM3_NFC Forum Analog_v3.2.1\NFC Forum Analog Test Suite\[Default Session] Traces\[_6][J2]TC_AN20_POL_UND_02.121[2020-08-18T153028]\Attempt 1\Trace.mplog

d. Pictures

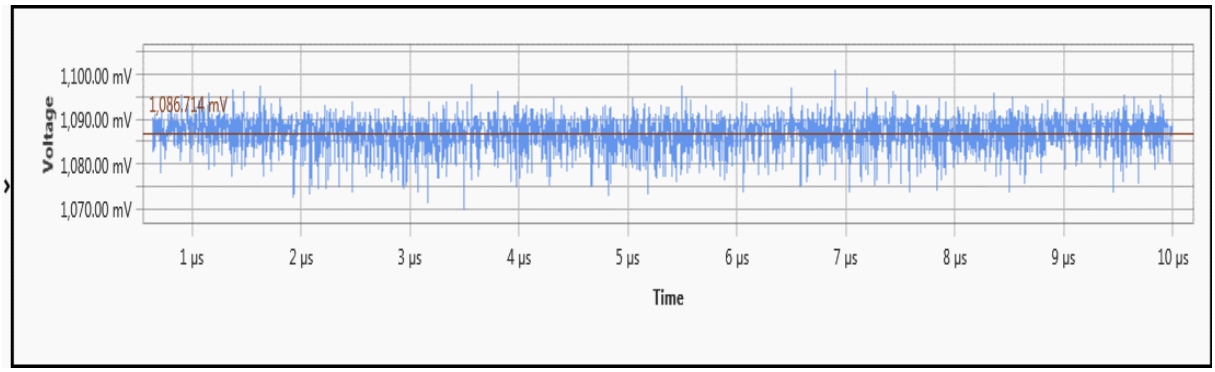

Picture

11-21 rue Hubble
Parc de la Haute borne
59650 Villeneuve d'Ascq – France
+33 320 746 630
smartcards@microprossx.com

322. Test: TC_AN20_POL_UND_02.122

a. Test Case Information

Operator	*Default Operator*
Description	*This test verifies poller power emission.*
Testing Date	*2020-08-18T15:32*
Device Name	*TCL2*
Device Serial Number	*MP3.12.35.20*
Firmware version	*43.0*
Driver version	*1.29*
MPManager version	*3.6.4*
Test case status	*PASSED*

b. Test Log

TC_AN20_POL_UND_02.122

This test verifies poller power emission.

Parameters:

Device Configuration:

Poller: Device Under Test

NFC Forum Reference Device: Listener 6

Jumper Configuration:

Position J3 at position 2 (82 Ω)

Position: 122

Attempt 1

11-21 rue Hubble
Parc de la Haute borne
59650 Villeneuve d'Ascq – France
+33 320 746 630
smartcards@micropross.com

Mesured power emission of 0.990 V is less than specified value : 2.23 V at +/- 4.0 %

The voltage VOV measured on the NFC Forum Reference Listening Device, must be inside the minimum and maximum limits.

The power emission of the Polling Device under test is compliant.

TC_AN20_POL_UND_02.122 passed.

c. MPLog Traces

Trace 1: C:\Users\MICROPROSS\Desktop\Project\san\TS_MPM3_NFC Forum Analog_v3.2.1\NFC Forum Analog Test Suite\[Default Session] Traces\[_6][J2]TC_AN20_POL_UND_02.122[2020-08-18T153236]\Attempt 1\Trace.mplog

d. Pictures

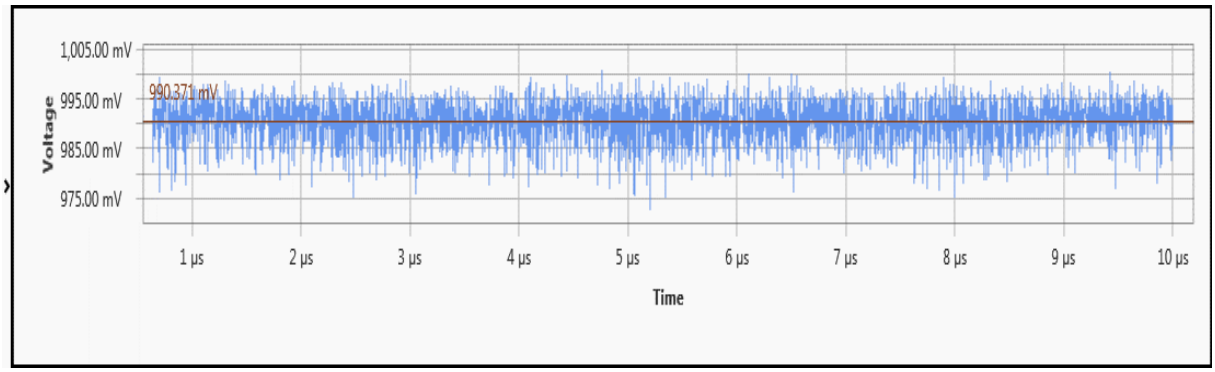

Picture

11-21 rue Hubble
Parc de la Haute borne
59650 Villeneuve d'Ascq – France
+33 320 746 630
smartcards@microprocess.com

323. Test: TC_AN20_POL_UND_02.123

a. Test Case Information

Operator	*Default Operator*
Description	*This test verifies poller power emission.*
Testing Date	*2020-08-18T15:34*
Device Name	*TCL2*
Device Serial Number	*MP3.12.35.20*
Firmware version	*43.0*
Driver version	*1.29*
MPManager version	*3.6.4*
Test case status	*PASSED*

b. Test Log

TC_AN20_POL_UND_02.123

This test verifies poller power emission.

Parameters:

Device Configuration:

Poller: Device Under Test

NFC Forum Reference Device: Listener 6

Jumper Configuration:

Position J3 at position 2 (82 Ω)

Position: 123

Attempt 1

11-21 rue Hubble
Parc de la Haute borne
59650 Villeneuve d'Ascq – France
+33 320 746 630
smartcards@micropross.com

Mesured power emission of 1.076 V is less than specified value : 2.23 V at +/- 4.0 %

The voltage VOV measured on the NFC Forum Reference Listening Device, must be inside the minimum and maximum limits.

The power emission of the Polling Device under test is compliant.

TC_AN20_POL_UND_02.123 passed.

c. MPLog Traces

Trace 1: C:\Users\MICROPROSS\Desktop\Project\san\TS_MPM3_NFC Forum Analog_v3.2.1\NFC Forum Analog Test Suite\[Default Session] Traces\[_6][J2]TC_AN20_POL_UND_02.123[2020-08-18T153458]\Attempt 1\Trace.mplog

d. Pictures

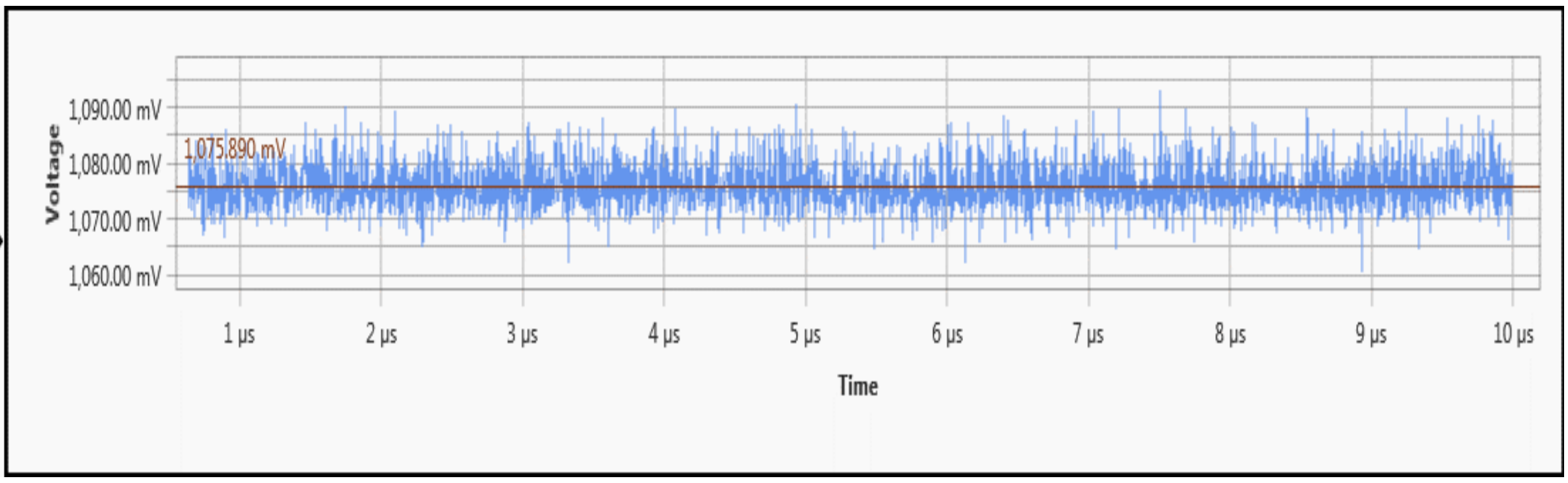

Picture

11-21 rue Hubble
Parc de la Haute borne
59650 Villeneuve d'Ascq – France
+33 320 746 630
smartcards@microprocess.com

324. Test: TC_AN20_POL_NFCA_01.000 (820 Ω)

a. Test Case Information

Operator	*Default Operator*
Description	*This test verifies poller waveform characteristics.*
Testing Date	*2020-09-18T15:20*
Device Name	*TCL2*
Device Serial Number	*MP3.12.35.20*
Firmware version	*43.0*
Driver version	*1.29*
MPManager version	*3.6.4*
Test case status	*PASSED*

b. Test Log

TC_AN20_POL_NFCA_01.000 (820 Ω)

This test verifies poller waveform characteristics.

Parameters:

Device Configuration:

Poller: Device Under Test

NFC Forum Reference Device: Listener 6

Jumper Configuration:

Position J3 at position 1 (820 Ω)

Position: 000

Attempt 1

11-21 rue Hubble
Parc de la Haute borne
59650 Villeneuve d'Ascq – France
+33 320 746 630
smartcards@micropross.com

Modulation envelope (pk-pk) = 1,221.706 mV

Value of T1 (2.624 µs) is in specifications limits ([2.060 µs, 2.990 µs|+/-0.147|]).

Value of T2 (1.851 µs) is in specifications limits ([0.520 µs, 2.624 µs|+/-0.147|]).

Value of T3 (0.207 µs) is in specifications limits ([0.199 µs, 1.180 µs|+/-0.147|]).

Value of T4 (0.133 µs) is in specifications limits ([0.000 µs, 0.440 µs|+/-0.147|]).

Value of T5 (0.000 µs) is in specifications limits ([0.000 µs, 0.500 µs|+/-0.147|]).

Value of Vout,A (8.79) is in specifications limits ([0.00 , 35.58 |+/-0.50|]).

Waveform Respect Specification : OK

The waveform characteristics of the NFC-A modulation provided by the Polling Device under test, shall be compliant with the specification.

The waveform measurement of the Polling Device under test is compliant.

TC_AN20_POL_NFCA_01.000 (820 Ω) passed.

c. MPLog Traces

Trace 1: C:\Users\MICROPROSS\Desktop\Project\san\TS_MPM3_NFC Forum Analog_v3.2.1\NFC Forum Analog Test Suite\[Default Session] Traces\[_6][J1]TC_AN20_POL_NFCA_01.000 (820 Ω)[2020-09-18T152040]\Attempt 1\Trace.mplog

d. Pictures

11-21 rue Hubble
Parc de la Haute borne
59650 Villeneuve d'Ascq – France
+33 320 746 630
smartcards@microprossx.com

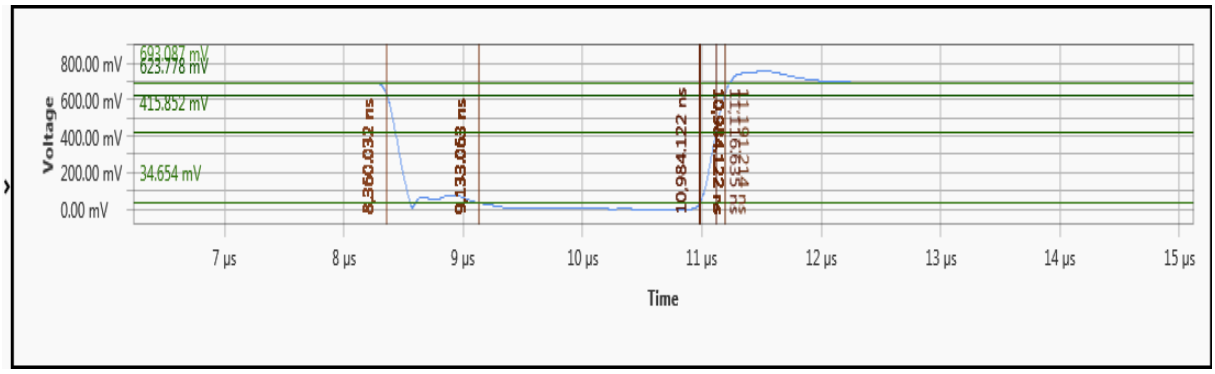

Analysis

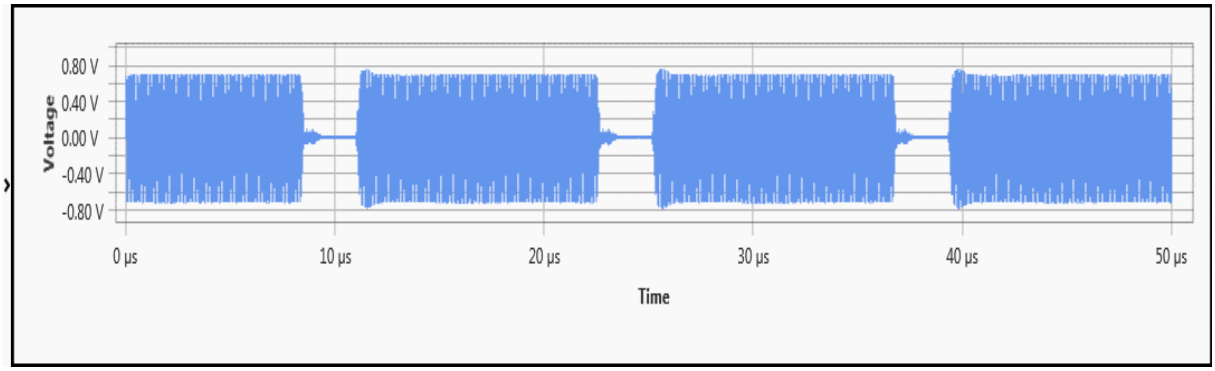

Trace

11-21 rue Hubble
Parc de la Haute borne
59650 Villeneuve d'Ascq – France
+33 320 746 630
smartcards@microprocess.com

325. Test: TC_AN20_POL_NFCA_01.010 (820 Ω)

a. Test Case Information

Operator	*Default Operator*
Description	*This test verifies poller waveform characteristics.*
Testing Date	*2020-08-18T15:08*
Device Name	*TCL2*
Device Serial Number	*MP3.12.35.20*
Firmware version	*43.0*
Driver version	*1.29*
MPManager version	*3.6.4*
Test case status	*PASSED*

b. Test Log

TC_AN20_POL_NFCA_01.010 (820 Ω)

This test verifies poller waveform characteristics.

Parameters:

Device Configuration:

Poller: Device Under Test

NFC Forum Reference Device: Listener 6

Jumper Configuration:

Position J3 at position 1 (820 Ω)

Position: 010

Attempt 1

11-21 rue Hubble
Parc de la Haute borne
59650 Villeneuve d'Ascq – France
+33 320 746 630
smartcards@micropross.com

Modulation envelope (pk-pk) = 1,192.737 mV

Value of T1 (2.624 µs) is in specifications limits ([2.060 µs, 2.990 µs|+/-0.147|]).

Value of T2 (1.859 µs) is in specifications limits ([0.520 µs, 2.624 µs|+/-0.147|]).

Value of T3 (0.204 µs) is in specifications limits ([0.197 µs, 1.180 µs|+/-0.147|]).

Value of T4 (0.131 µs) is in specifications limits ([0.000 µs, 0.440 µs|+/-0.147|]).

Value of T5 (0.000 µs) is in specifications limits ([0.000 µs, 0.500 µs|+/-0.147|]).

Value of Vout,A (9.26) is in specifications limits ([0.00 , 35.63 |+/-0.50|]).

Waveform Respect Specification : OK

The waveform characteristics of the NFC-A modulation provided by the Polling Device under test, shall be compliant with the specification.

The waveform measurement of the Polling Device under test is compliant.

TC_AN20_POL_NFCA_01.010 (820 Ω) passed.

c. MPLog Traces

Trace 1: C:\Users\MICROPROSS\Desktop\Project\san\TS_MPM3_NFC Forum Analog_v3.2.1\NFC Forum Analog Test Suite\[Default Session] Traces\[_6][J1]TC_AN20_POL_NFCA_01.010 (820 Ω)[2020-08-18T150826]\Attempt 1\Trace.mplog

d. Pictures

11-21 rue Hubble
Parc de la Haute borne
59650 Villeneuve d'Ascq – France
+33 320 746 630
smartcards@microprossl.com

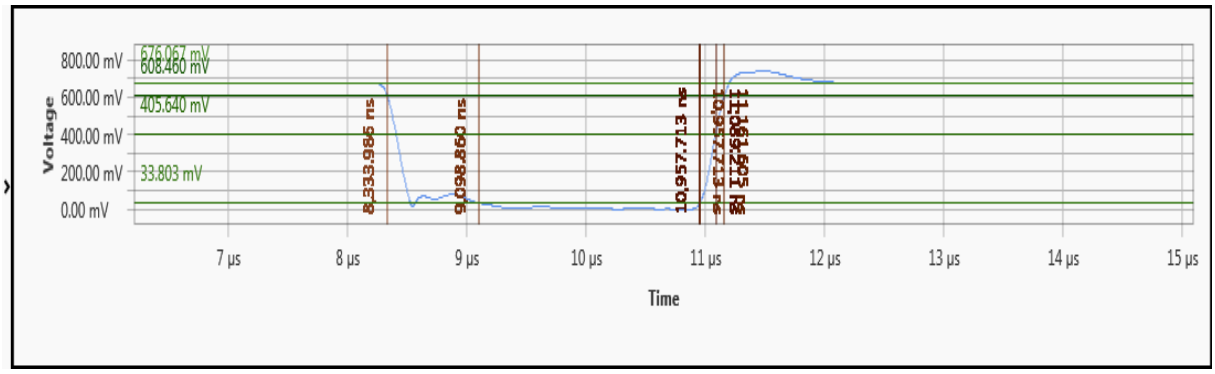

Analysis

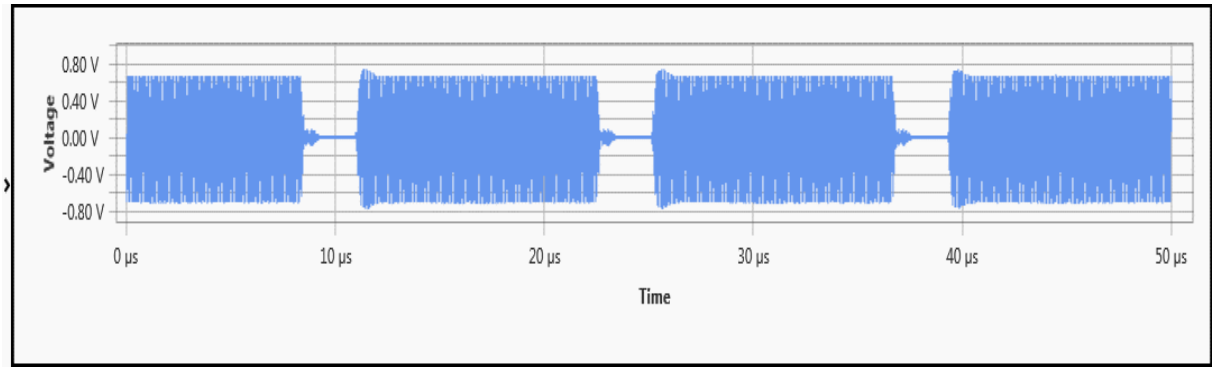

Trace

11-21 rue Hubble
Parc de la Haute borne
59650 Villeneuve d'Ascq – France
+33 320 746 630
smartcards@microprocess.com

326. Test: TC_AN20_POL_NFCA_01.011 (820 Ω)

a. Test Case Information

Operator	*Default Operator*
Description	*This test verifies poller waveform characteristics.*
Testing Date	*2020-08-18T15:10*
Device Name	*TCL2*
Device Serial Number	*MP3.12.35.20*
Firmware version	*43.0*
Driver version	*1.29*
MPManager version	*3.6.4*
Test case status	*PASSED*

b. Test Log

TC_AN20_POL_NFCA_01.011 (820 Ω)

This test verifies poller waveform characteristics.

Parameters:

Device Configuration:

Poller: Device Under Test

NFC Forum Reference Device: Listener 6

Jumper Configuration:

Position J3 at position 1 (820 Ω)

Position: 011

Attempt 1

11-21 rue Hubble
Parc de la Haute borne
59650 Villeneuve d'Ascq – France
+33 320 746 630
smartcards@micropross.com

Modulation envelope (pk-pk) = 1,098.484 mV

Value of T1 (2.625 µs) is in specifications limits ([2.060 µs, 2.990 µs|+/-0.147|]).

Value of T2 (1.852 µs) is in specifications limits ([0.520 µs, 2.625 µs|+/-0.147|]).

Value of T3 (0.206 µs) is in specifications limits ([0.198 µs, 1.180 µs|+/-0.147|]).

Value of T4 (0.132 µs) is in specifications limits ([0.000 µs, 0.440 µs|+/-0.147|]).

Value of T5 (0.000 µs) is in specifications limits ([0.000 µs, 0.500 µs|+/-0.147|]).

Value of Vout,A (9.05) is in specifications limits ([0.00 , 35.59 |+/-0.50|]).

Waveform Respect Specification : OK

The waveform characteristics of the NFC-A modulation provided by the Polling Device under test, shall be compliant with the specification.

The waveform measurement of the Polling Device under test is compliant.

TC_AN20_POL_NFCA_01.011 (820 Ω) passed.

c. MPLog Traces

Trace 1: C:\Users\MICROPROSS\Desktop\Project\san\TS_MPM3_NFC Forum Analog_v3.2.1\NFC Forum Analog Test Suite\[Default Session] Traces\[_6][J1]TC_AN20_POL_NFCA_01.011 (820 Ω)[2020-08-18T151030]\Attempt 1\Trace.mplog

d. Pictures

11-21 rue Hubble
Parc de la Haute borne
59650 Villeneuve d'Ascq – France
+33 320 746 630
smartcards@microprossx.com

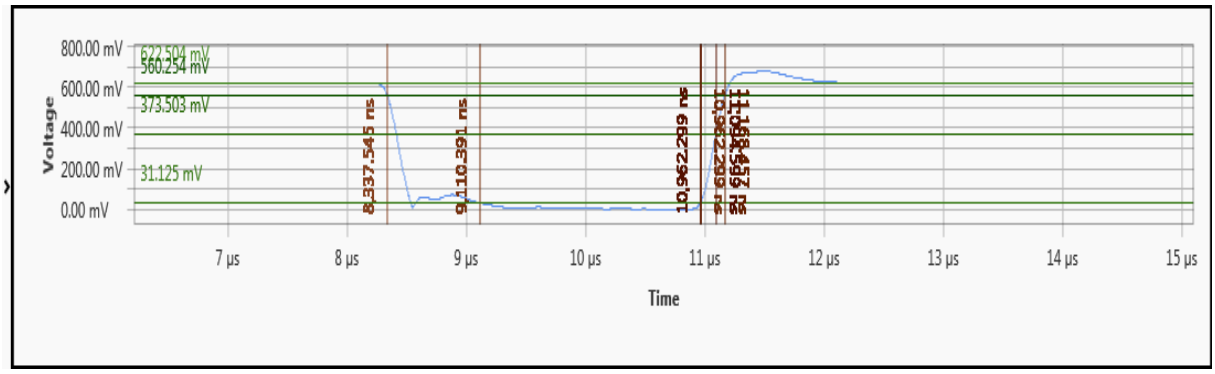

Analysis

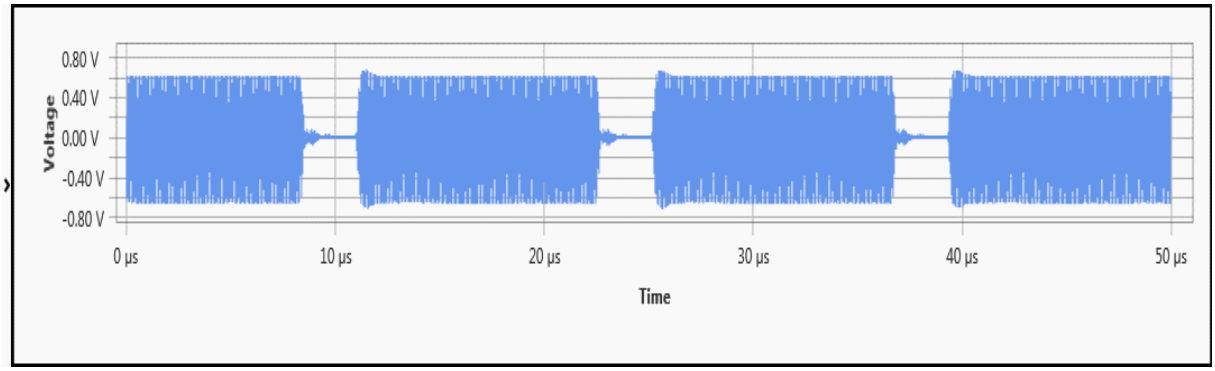

Trace

11-21 rue Hubble
Parc de la Haute borne
59650 Villeneuve d'Ascq – France
+33 320 746 630
smartcards@microprocess.com

327. Test: TC_AN20_POL_NFCA_01.012 (820 Ω)

a. Test Case Information

Operator	*Default Operator*
Description	*This test verifies poller waveform characteristics.*
Testing Date	*2020-08-18T15:12*
Device Name	*TCL2*
Device Serial Number	*MP3.12.35.20*
Firmware version	*43.0*
Driver version	*1.29*
MPManager version	*3.6.4*
Test case status	*PASSED*

b. Test Log

TC_AN20_POL_NFCA_01.012 (820 Ω)

This test verifies poller waveform characteristics.

Parameters:

Device Configuration:

Poller: Device Under Test

NFC Forum Reference Device: Listener 6

Jumper Configuration:

Position J3 at position 1 (820 Ω)

Position: 012

Attempt 1

11-21 rue Hubble
Parc de la Haute borne
59650 Villeneuve d'Ascq – France
+33 320 746 630
smartcards@micropross.com

Modulation envelope (pk-pk) = 1,214.890 mV

Value of T1 (2.624 µs) is in specifications limits ([2.060 µs, 2.990 µs|+/-0.147|]).

Value of T2 (1.855 µs) is in specifications limits ([0.520 µs, 2.624 µs|+/-0.147|]).

Value of T3 (0.206 µs) is in specifications limits ([0.198 µs, 1.180 µs|+/-0.147|]).

Value of T4 (0.132 µs) is in specifications limits ([0.000 µs, 0.440 µs|+/-0.147|]).

Value of T5 (0.000 µs) is in specifications limits ([0.000 µs, 0.500 µs|+/-0.147|]).

Value of Vout,A (9.04) is in specifications limits ([0.00 , 35.60 |+/-0.50|]).

Waveform Respect Specification : OK

The waveform characteristics of the NFC-A modulation provided by the Polling Device under test, shall be compliant with the specification.

The waveform measurement of the Polling Device under test is compliant.

TC_AN20_POL_NFCA_01.012 (820 Ω) passed.

c. MPLog Traces

Trace 1: C:\Users\MICROPROSS\Desktop\Project\san\TS_MPM3_NFC Forum Analog_v3.2.1\NFC Forum Analog Test Suite\[Default Session] Traces\[_6][J1]TC_AN20_POL_NFCA_01.012 (820 Ω)[2020-08-18T151233]\Attempt 1\Trace.mplog

d. Pictures

11-21 rue Hubble
Parc de la Haute borne
59650 Villeneuve d'Ascq – France
+33 320 746 630
smartcards@microprossx.com

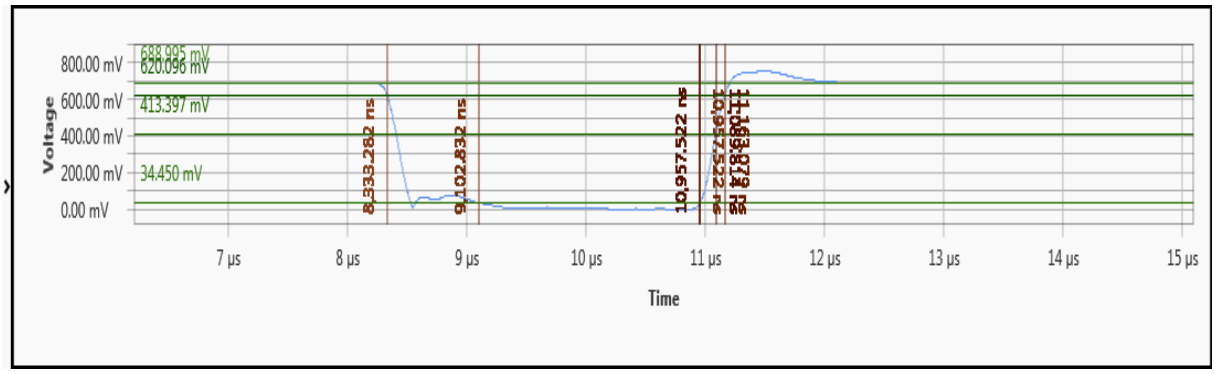

Analysis

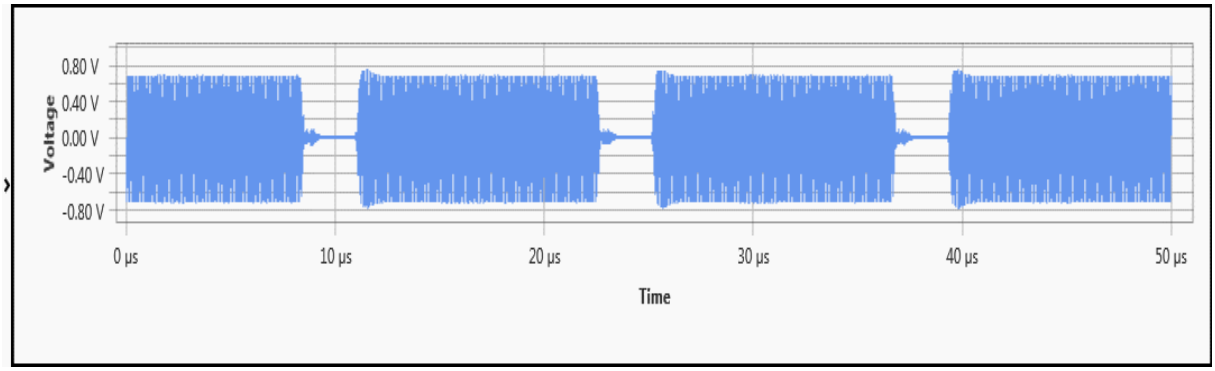

Trace

11-21 rue Hubble
Parc de la Haute borne
59650 Villeneuve d'Ascq – France
+33 320 746 630
smartcards@microprross.com

328. Test: TC_AN20_POL_NFCA_01.013 (820 Ω)

a. Test Case Information

Operator	*Default Operator*
Description	*This test verifies poller waveform characteristics.*
Testing Date	*2020-08-18T15:14*
Device Name	*TCL2*
Device Serial Number	*MP3.12.35.20*
Firmware version	*43.0*
Driver version	*1.29*
MPManager version	*3.6.4*
Test case status	*PASSED*

b. Test Log

TC_AN20_POL_NFCA_01.013 (820 Ω)

This test verifies poller waveform characteristics.

Parameters:

Device Configuration:

Poller: Device Under Test

NFC Forum Reference Device: Listener 6

Jumper Configuration:

Position J3 at position 1 (820 Ω)

Position: 013

Attempt 1

11-21 rue Hubble
Parc de la Haute borne
59650 Villeneuve d'Ascq – France
+33 320 746 630
smartcards@micropross.com

Modulation envelope (pk-pk) = 1,100.188 mV

Value of T1 (2.624 µs) is in specifications limits ([2.060 µs, 2.990 µs|+/-0.147|]).

Value of T2 (1.849 µs) is in specifications limits ([0.520 µs, 2.624 µs|+/-0.147|]).

Value of T3 (0.206 µs) is in specifications limits ([0.198 µs, 1.180 µs|+/-0.147|]).

Value of T4 (0.132 µs) is in specifications limits ([0.000 µs, 0.440 µs|+/-0.147|]).

Value of T5 (0.000 µs) is in specifications limits ([0.000 µs, 0.500 µs|+/-0.147|]).

Value of Vout,A (9.02) is in specifications limits ([0.00 , 35.59 |+/-0.50|]).

Waveform Respect Specification : OK

The waveform characteristics of the NFC-A modulation provided by the Polling Device under test, shall be compliant with the specification.

The waveform measurement of the Polling Device under test is compliant.

TC_AN20_POL_NFCA_01.013 (820 Ω) passed.

c. MPLog Traces

Trace 1: C:\Users\MICROPROSS\Desktop\Project\san\TS_MPM3_NFC Forum Analog_v3.2.1\NFC Forum Analog Test Suite\[Default Session] Traces\[_6][J1]TC_AN20_POL_NFCA_01.013 (820 Ω)[2020-08-18T151444]\Attempt 1\Trace.mplog

d. Pictures

11-21 rue Hubble
Parc de la Haute borne
59650 Villeneuve d'Ascq – France
+33 320 746 630
smartcards@microprocess.com

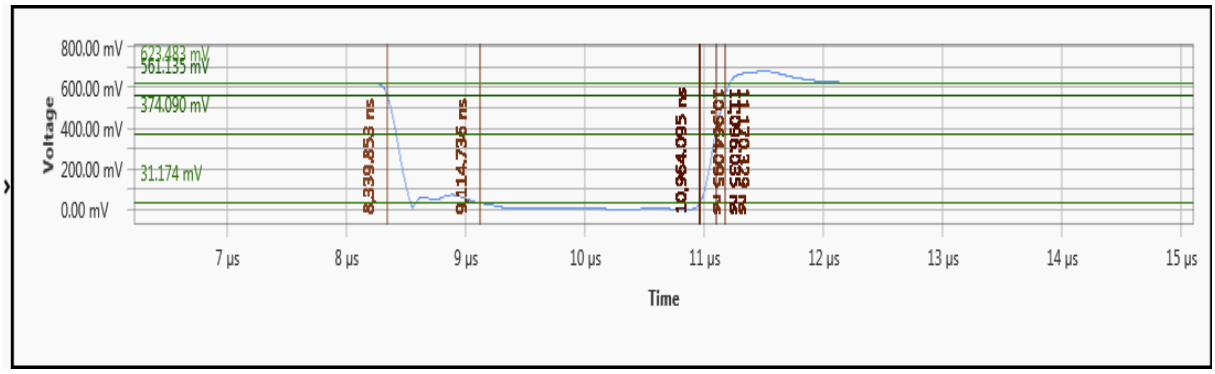

Analysis

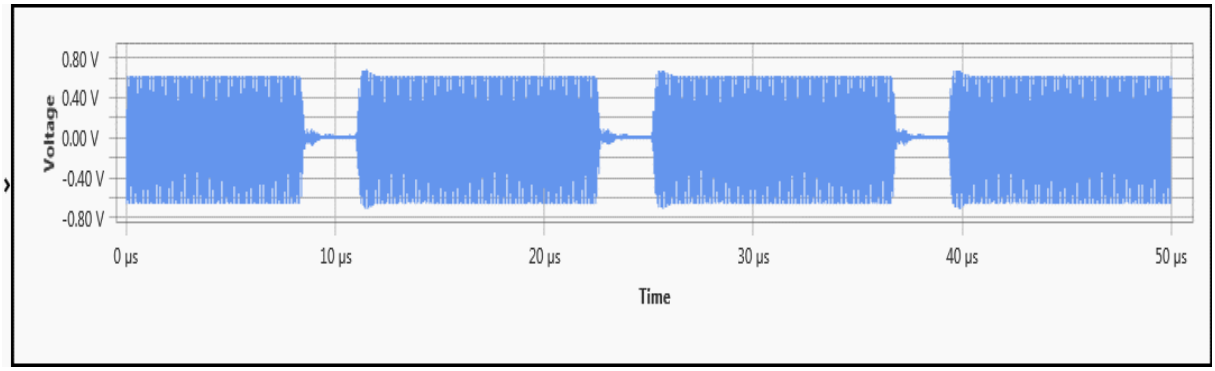

Trace

11-21 rue Hubble
Parc de la Haute borne
59650 Villeneuve d'Ascq – France
+33 320 746 630
smartcards@microprossx.com

329. Test: TC_AN20_POL_NFCA_01.100 (820 Ω)

a. Test Case Information

Operator	*Default Operator*
Description	*This test verifies poller waveform characteristics.*
Testing Date	*2020-08-18T15:16*
Device Name	*TCL2*
Device Serial Number	*MP3.12.35.20*
Firmware version	*43.0*
Driver version	*1.29*
MPManager version	*3.6.4*
Test case status	*PASSED*

b. Test Log

TC_AN20_POL_NFCA_01.100 (820 Ω)

This test verifies poller waveform characteristics.

Parameters:

Device Configuration:

Poller: Device Under Test

NFC Forum Reference Device: Listener 6

Jumper Configuration:

Position J3 at position 1 (820 Ω)

Position: 100

Attempt 1

11-21 rue Hubble
Parc de la Haute borne
59650 Villeneuve d'Ascq – France
+33 320 746 630
smartcards@micropross.com

Modulation envelope (pk-pk) = 1,102.832 mV

Value of T1 (2.623 µs) is in specifications limits ([2.060 µs, 2.990 µs|+/-0.147|]).

Value of T2 (1.861 µs) is in specifications limits ([0.520 µs, 2.623 µs|+/-0.147|]).

Value of T3 (0.246 µs) is in specifications limits ([0.219 µs, 1.180 µs|+/-0.147|]).

Value of T4 (0.146 µs) is in specifications limits ([0.000 µs, 0.440 µs|+/-0.147|]).

Value of T5 (0.078 µs) is in specifications limits ([0.000 µs, 0.500 µs|+/-0.147|]).

Value of Vout,A (5.75) is in specifications limits ([0.00 , 32.32 |+/-0.50|]).

Waveform Respect Specification : OK

The waveform characteristics of the NFC-A modulation provided by the Polling Device under test, shall be compliant with the specification.

The waveform measurement of the Polling Device under test is compliant.

TC_AN20_POL_NFCA_01.100 (820 Ω) passed.

c. MPLog Traces

Trace 1: C:\Users\MICROPROSS\Desktop\Project\san\TS_MPM3_NFC Forum Analog_v3.2.1\NFC Forum Analog Test Suite\[Default Session] Traces\[_6][J1]TC_AN20_POL_NFCA_01.100 (820 Ω)[2020-08-18T151650]\Attempt 1\Trace.mplog

d. Pictures

11-21 rue Hubble
Parc de la Haute borne
59650 Villeneuve d'Ascq – France
+33 320 746 630
smartcards@microprossx.com

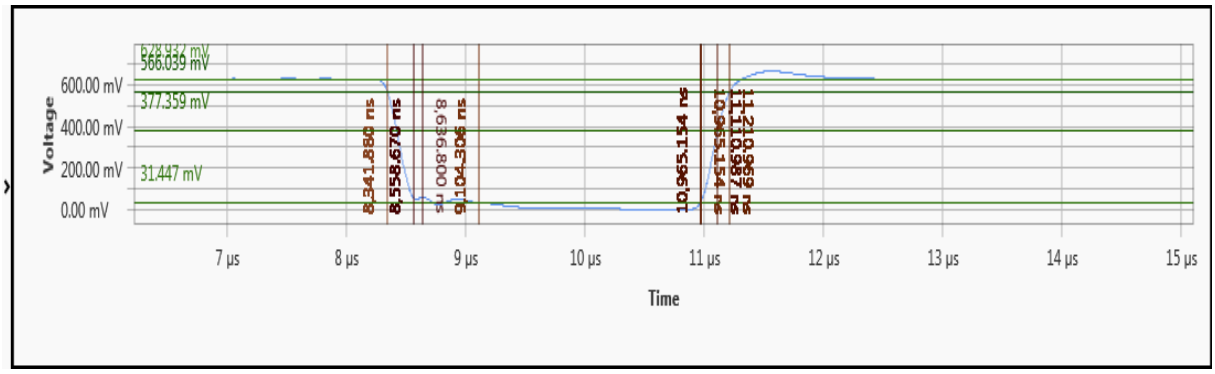

Analysis

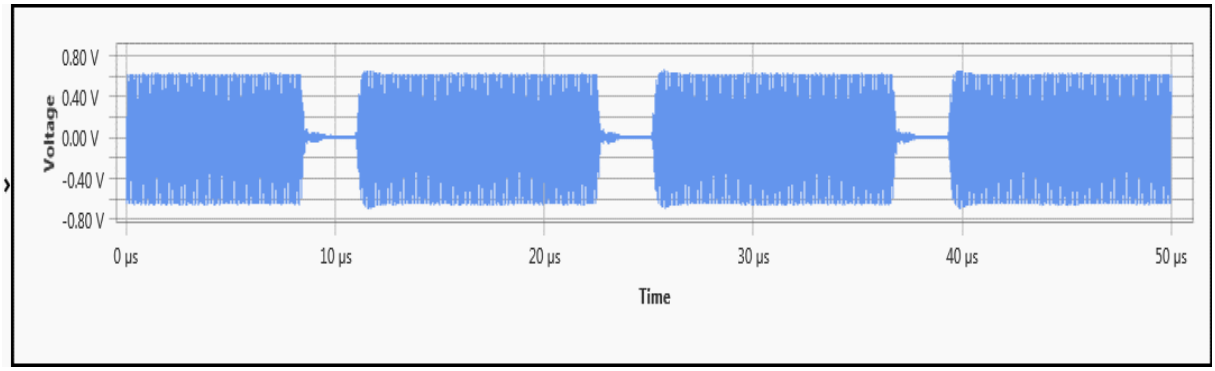

Trace

11-21 rue Hubble
Parc de la Haute borne
59650 Villeneuve d'Ascq – France
+33 320 746 630
smartcards@microprross.com

330. Test: TC_AN20_POL_NFCA_01.110 (820 Ω)

a. Test Case Information

Operator	*Default Operator*
Description	*This test verifies poller waveform characteristics.*
Testing Date	*2020-08-18T15:18*
Device Name	*TCL2*
Device Serial Number	*MP3.12.35.20*
Firmware version	*43.0*
Driver version	*1.29*
MPManager version	*3.6.4*
Test case status	*PASSED*

b. Test Log

TC_AN20_POL_NFCA_01.110 (820 Ω)

This test verifies poller waveform characteristics.

Parameters:

Device Configuration:

Poller: Device Under Test

NFC Forum Reference Device: Listener 6

Jumper Configuration:

Position J3 at position 1 (820 Ω)

Position: 110

Attempt 1

11-21 rue Hubble
Parc de la Haute borne
59650 Villeneuve d'Ascq – France
+33 320 746 630
smartcards@micropross.com

Modulation envelope (pk-pk) = 1,097.132 mV

Value of T1 (2.625 µs) is in specifications limits ([2.060 µs, 2.990 µs|+/-0.147|]).

Value of T2 (1.855 µs) is in specifications limits ([0.520 µs, 2.625 µs|+/-0.147|]).

Value of T3 (0.244 µs) is in specifications limits ([0.217 µs, 1.180 µs|+/-0.147|]).

Value of T4 (0.145 µs) is in specifications limits ([0.000 µs, 0.440 µs|+/-0.147|]).

Value of T5 (0.079 µs) is in specifications limits ([0.000 µs, 0.500 µs|+/-0.147|]).

Value of Vout,A (5.88) is in specifications limits ([0.00 , 32.57 |+/-0.50|]).

Waveform Respect Specification : OK

The waveform characteristics of the NFC-A modulation provided by the Polling Device under test, shall be compliant with the specification.

The waveform measurement of the Polling Device under test is compliant.

TC_AN20_POL_NFCA_01.110 (820 Ω) passed.

c. MPLog Traces

Trace 1: C:\Users\MICROPROSS\Desktop\Project\san\TS_MPM3_NFC Forum Analog_v3.2.1\NFC Forum Analog Test Suite\[Default Session] Traces\[_6][J1]TC_AN20_POL_NFCA_01.110 (820 Ω)[2020-08-18T151843]\Attempt 1\Trace.mplog

d. Pictures

11-21 rue Hubble
Parc de la Haute borne
59650 Villeneuve d'Ascq – France
+33 320 746 630
smartcards@micropross.com

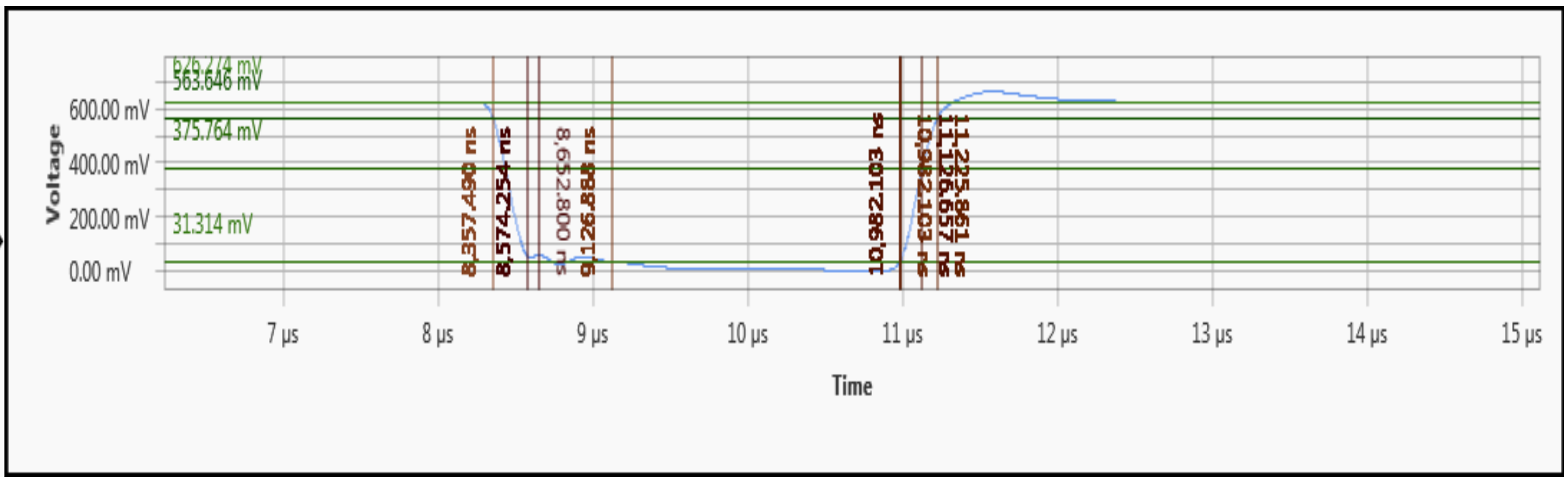

Analysis

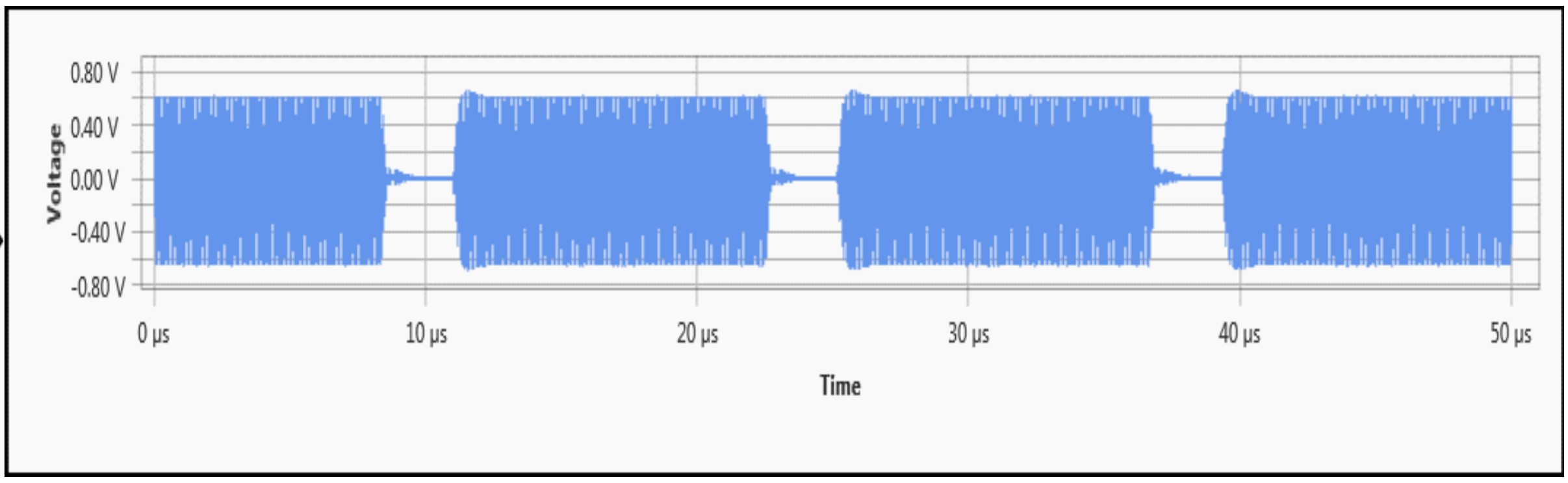

Trace

11-21 rue Hubble
Parc de la Haute borne
59650 Villeneuve d'Ascq – France
+33 320 746 630
smartcards@microprossx.com

331. Test: TC_AN20_POL_NFCA_01.111 (820 Ω)

a. Test Case Information

Operator	*Default Operator*
Description	*This test verifies poller waveform characteristics.*
Testing Date	*2020-08-18T15:21*
Device Name	*TCL2*
Device Serial Number	*MP3.12.35.20*
Firmware version	*43.0*
Driver version	*1.29*
MPManager version	*3.6.4*
Test case status	*PASSED*

b. Test Log

TC_AN20_POL_NFCA_01.111 (820 Ω)

This test verifies poller waveform characteristics.

Parameters:

Device Configuration:

Poller: Device Under Test

NFC Forum Reference Device: Listener 6

Jumper Configuration:

Position J3 at position 1 (820 Ω)

Position: 111

Attempt 1

11-21 rue Hubble
Parc de la Haute borne
59650 Villeneuve d'Ascq – France
+33 320 746 630
smartcards@micropross.com

Modulation envelope (pk-pk) = 1,050.417 mV

Value of T1 (2.625 µs) is in specifications limits ([2.060 µs, 2.990 µs|+/-0.147|]).

Value of T2 (1.853 µs) is in specifications limits ([0.520 µs, 2.625 µs|+/-0.147|]).

Value of T3 (0.241 µs) is in specifications limits ([0.215 µs, 1.180 µs|+/-0.147|]).

Value of T4 (0.143 µs) is in specifications limits ([0.000 µs, 0.440 µs|+/-0.147|]).

Value of T5 (0.081 µs) is in specifications limits ([0.000 µs, 0.500 µs|+/-0.147|]).

Value of Vout,A (5.95) is in specifications limits ([0.00 , 32.94 |+/-0.50|]).

Waveform Respect Specification : OK

The waveform characteristics of the NFC-A modulation provided by the Polling Device under test, shall be compliant with the specification.

The waveform measurement of the Polling Device under test is compliant.

TC_AN20_POL_NFCA_01.111 (820 Ω) passed.

c. MPLog Traces

Trace 1: C:\Users\MICROPROSS\Desktop\Project\san\TS_MPM3_NFC Forum Analog_v3.2.1\NFC Forum Analog Test Suite\[Default Session] Traces\[_6][J1]TC_AN20_POL_NFCA_01.111 (820 Ω)[2020-08-18T152104]\Attempt 1\Trace.mplog

d. Pictures

11-21 rue Hubble
Parc de la Haute borne
59650 Villeneuve d'Ascq – France
+33 320 746 630
smartcards@micropross.com

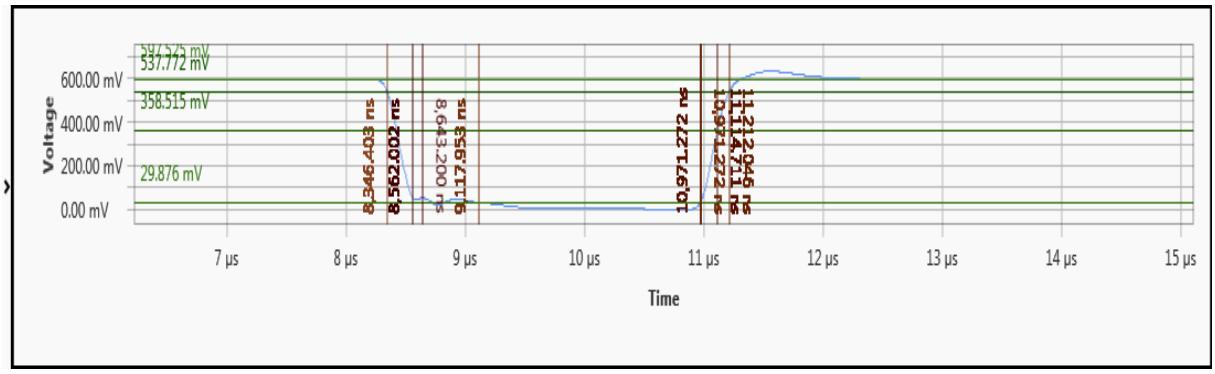

Analysis

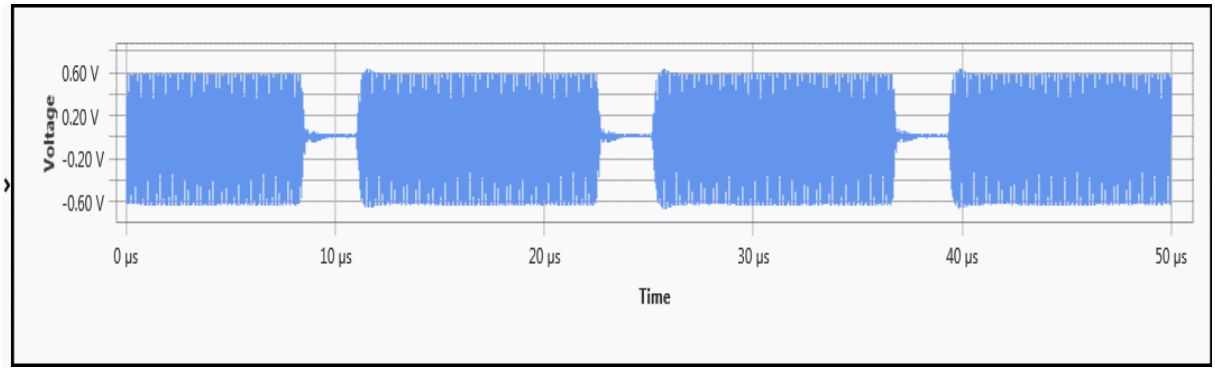

Trace

11-21 rue Hubble
Parc de la Haute borne
59650 Villeneuve d'Ascq – France
+33 320 746 630
smartcards@microprross.com

332. Test: TC_AN20_POL_NFCA_01.112 (820 Ω)

a. Test Case Information

Operator	*Default Operator*
Description	*This test verifies poller waveform characteristics.*
Testing Date	*2020-08-18T15:23*
Device Name	*TCL2*
Device Serial Number	*MP3.12.35.20*
Firmware version	*43.0*
Driver version	*1.29*
MPManager version	*3.6.4*
Test case status	*PASSED*

b. Test Log

TC_AN20_POL_NFCA_01.112 (820 Ω)

This test verifies poller waveform characteristics.

Parameters:

Device Configuration:

Poller: Device Under Test

NFC Forum Reference Device: Listener 6

Jumper Configuration:

Position J3 at position 1 (820 Ω)

Position: 112

Attempt 1

11-21 rue Hubble
Parc de la Haute borne
59650 Villeneuve d'Ascq – France
+33 320 746 630
smartcards@micropross.com

Modulation envelope (pk-pk) = 1,134.975 mV

Value of T1 (2.624 µs) is in specifications limits ([2.060 µs, 2.990 µs|+/-0.147|]).

Value of T2 (1.871 µs) is in specifications limits ([0.520 µs, 2.624 µs|+/-0.147|]).

Value of T3 (0.245 µs) is in specifications limits ([0.218 µs, 1.180 µs|+/-0.147|]).

Value of T4 (0.145 µs) is in specifications limits ([0.000 µs, 0.440 µs|+/-0.147|]).

Value of T5 (0.074 µs) is in specifications limits ([0.000 µs, 0.500 µs|+/-0.147|]).

Value of Vout,A (5.77) is in specifications limits ([0.00 , 32.37 |+/-0.50|]).

Waveform Respect Specification : OK

The waveform characteristics of the NFC-A modulation provided by the Polling Device under test, shall be compliant with the specification.

The waveform measurement of the Polling Device under test is compliant.

TC_AN20_POL_NFCA_01.112 (820 Ω) passed.

c. MPLog Traces

Trace 1: C:\Users\MICROPROSS\Desktop\Project\san\TS_MPM3_NFC Forum Analog_v3.2.1\NFC Forum Analog Test Suite\[Default Session] Traces\[_6][J1]TC_AN20_POL_NFCA_01.112 (820 Ω)[2020-08-18T152320]\Attempt 1\Trace.mplog

d. Pictures

11-21 rue Hubble
Parc de la Haute borne
59650 Villeneuve d'Ascq – France
+33 320 746 630
smartcards@micropross.com

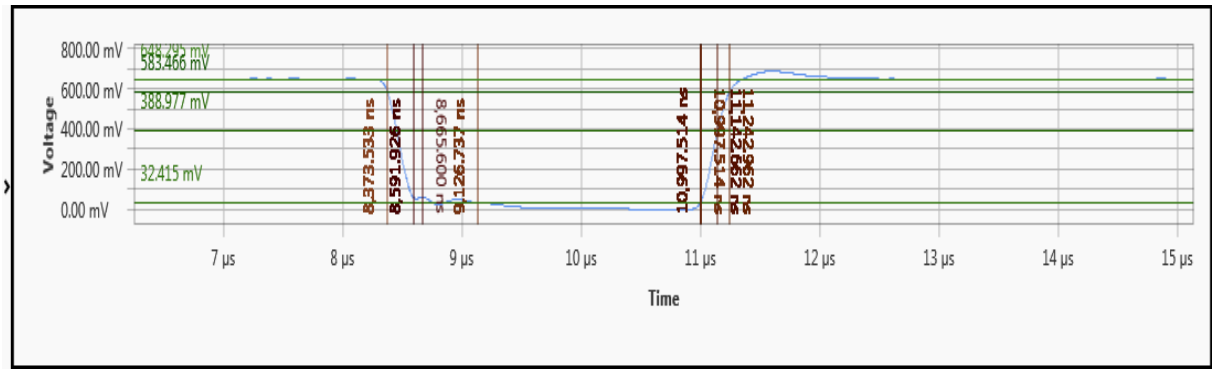

Analysis

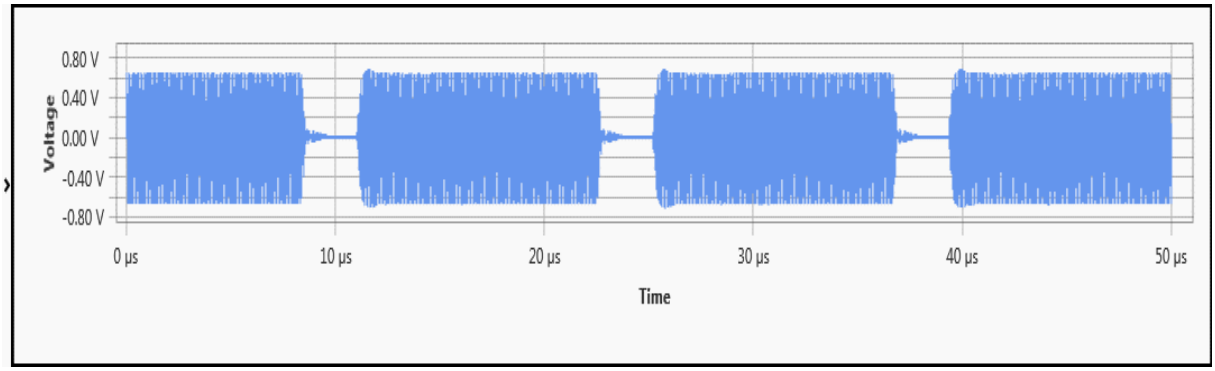

Trace

11-21 rue Hubble
Parc de la Haute borne
59650 Villeneuve d'Ascq – France
+33 320 746 630
smartcards@microprross.com

333. Test: TC_AN20_POL_NFCA_01.113 (820 Ω)

a. Test Case Information

Operator	*Default Operator*
Description	*This test verifies poller waveform characteristics.*
Testing Date	*2020-08-18T15:25*
Device Name	*TCL2*
Device Serial Number	*MP3.12.35.20*
Firmware version	*43.0*
Driver version	*1.29*
MPManager version	*3.6.4*
Test case status	*PASSED*

b. Test Log

TC_AN20_POL_NFCA_01.113 (820 Ω)

This test verifies poller waveform characteristics.

Parameters:

Device Configuration:

Poller: Device Under Test

NFC Forum Reference Device: Listener 6

Jumper Configuration:

Position J3 at position 1 (820 Ω)

Position: 113

Attempt 1

11-21 rue Hubble
Parc de la Haute borne
59650 Villeneuve d'Ascq – France
+33 320 746 630
smartcards@microprossx.com

Modulation envelope (pk-pk) = 1,048.361 mV

Value of T1 (2.624 µs) is in specifications limits ([2.060 µs, 2.990 µs|+/-0.147|]).

Value of T2 (1.871 µs) is in specifications limits ([0.520 µs, 2.624 µs|+/-0.147|]).

Value of T3 (0.243 µs) is in specifications limits ([0.217 µs, 1.180 µs|+/-0.147|]).

Value of T4 (0.144 µs) is in specifications limits ([0.000 µs, 0.440 µs|+/-0.147|]).

Value of T5 (0.079 µs) is in specifications limits ([0.000 µs, 0.500 µs|+/-0.147|]).

Value of Vout,A (5.95) is in specifications limits ([0.00 , 32.61 |+/-0.50|]).

Waveform Respect Specification : OK

The waveform characteristics of the NFC-A modulation provided by the Polling Device under test, shall be compliant with the specification.

The waveform measurement of the Polling Device under test is compliant.

TC_AN20_POL_NFCA_01.113 (820 Ω) passed.

c. MPLog Traces

Trace 1: C:\Users\MICROPROSS\Desktop\Project\san\TS_MPM3_NFC Forum Analog_v3.2.1\NFC Forum Analog Test Suite\[Default Session] Traces\[_6][J1]TC_AN20_POL_NFCA_01.113 (820 Ω)[2020-08-18T152521]\Attempt 1\Trace.mplog

d. Pictures

11-21 rue Hubble
Parc de la Haute borne
59650 Villeneuve d'Ascq – France
+33 320 746 630
smartcards@micropross.com

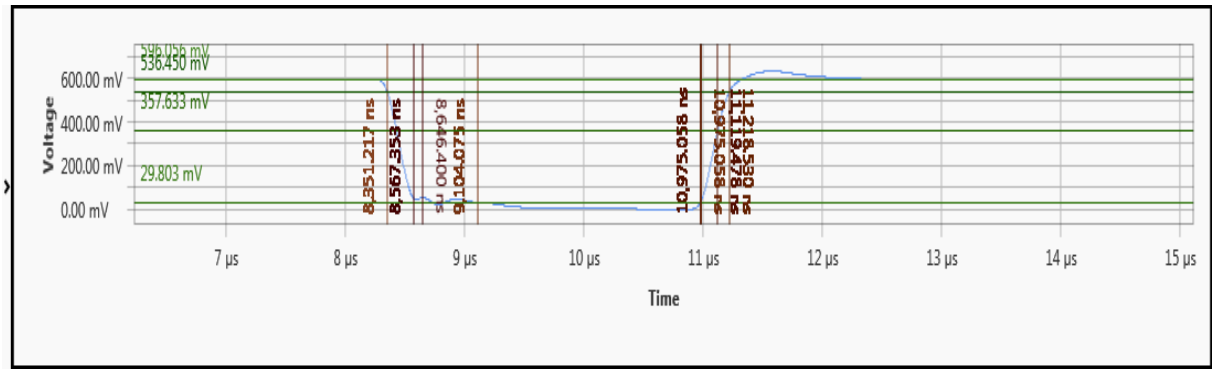

Analysis

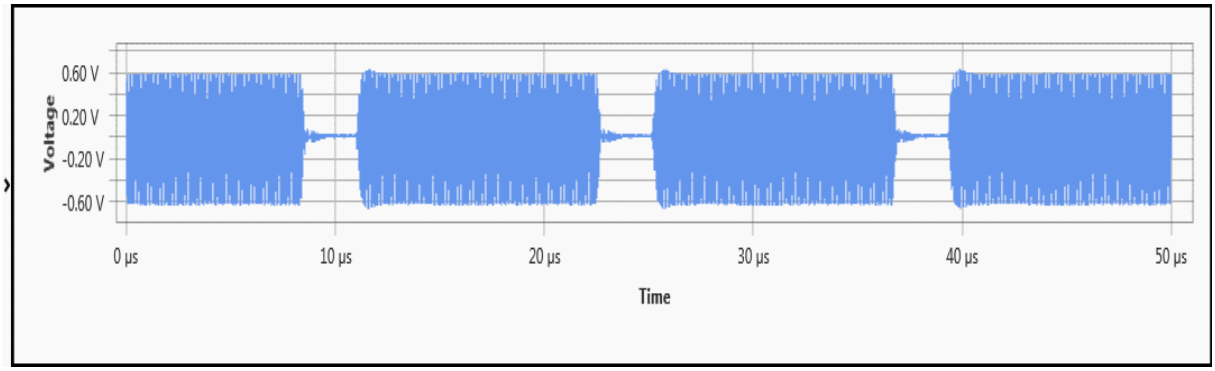

Trace

11-21 rue Hubble
Parc de la Haute borne
59650 Villeneuve d'Ascq – France
+33 320 746 630
smartcards@microprossx.com

334. Test: TC_AN20_POL_NFCA_01.120 (820 Ω)

a. Test Case Information

Operator	*Default Operator*
Description	*This test verifies poller waveform characteristics.*
Testing Date	*2020-08-18T15:27*
Device Name	*TCL2*
Device Serial Number	*MP3.12.35.20*
Firmware version	*43.0*
Driver version	*1.29*
MPManager version	*3.6.4*
Test case status	*PASSED*

b. Test Log

TC_AN20_POL_NFCA_01.120 (820 Ω)

This test verifies poller waveform characteristics.

Parameters:

Device Configuration:

Poller: Device Under Test

NFC Forum Reference Device: Listener 6

Jumper Configuration:

Position J3 at position 1 (820 Ω)

Position: 120

Attempt 1

11-21 rue Hubble
Parc de la Haute borne
59650 Villeneuve d'Ascq – France
+33 320 746 630
smartcards@microprossx.com

Modulation envelope (pk-pk) = 1,130.215 mV

Value of T1 (2.624 µs) is in specifications limits ([2.060 µs, 2.990 µs|+/-0.147|]).

Value of T2 (1.894 µs) is in specifications limits ([0.520 µs, 2.624 µs|+/-0.147|]).

Value of T3 (0.255 µs) is in specifications limits ([0.221 µs, 1.180 µs|+/-0.147|]).

Value of T4 (0.148 µs) is in specifications limits ([0.000 µs, 0.440 µs|+/-0.147|]).

Value of T5 (0.060 µs) is in specifications limits ([0.000 µs, 0.500 µs|+/-0.147|]).

Value of Vout,A (5.29) is in specifications limits ([0.00 , 31.25 |+/-0.50|]).

Waveform Respect Specification : OK

The waveform characteristics of the NFC-A modulation provided by the Polling Device under test, shall be compliant with the specification.

The waveform measurement of the Polling Device under test is compliant.

TC_AN20_POL_NFCA_01.120 (820 Ω) passed.

c. MPLog Traces

Trace 1: C:\Users\MICROPROSS\Desktop\Project\san\TS_MPM3_NFC Forum Analog_v3.2.1\NFC Forum Analog Test Suite\[Default Session] Traces\[_6][J1]TC_AN20_POL_NFCA_01.120 (820 Ω)[2020-08-18T152722]\Attempt 1\Trace.mplog

d. Pictures

11-21 rue Hubble
Parc de la Haute borne
59650 Villeneuve d'Ascq – France
+33 320 746 630
smartcards@microprocess.com

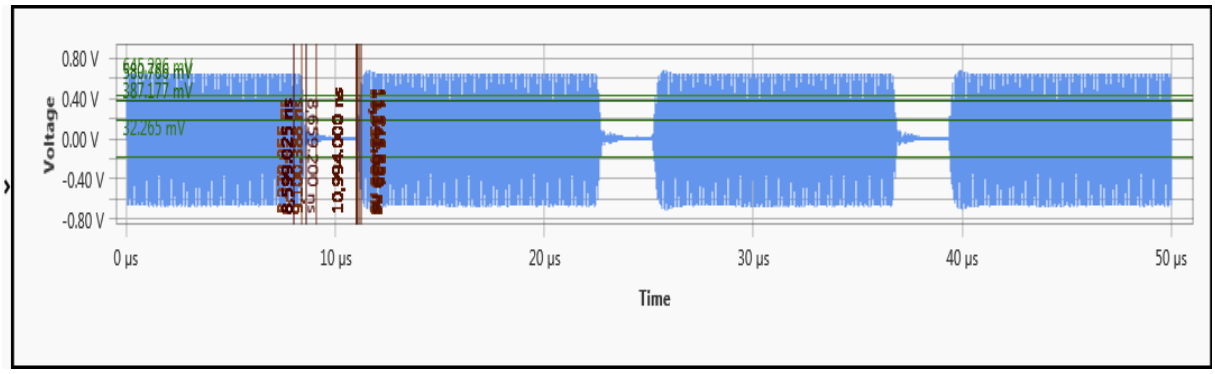

Analysis

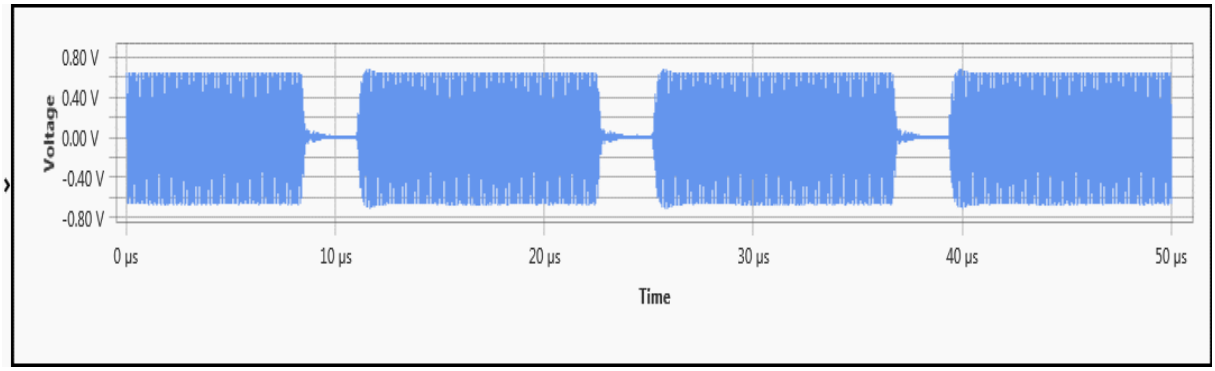

Trace

11-21 rue Hubble
Parc de la Haute borne
59650 Villeneuve d'Ascq – France
+33 320 746 630
smartcards@microprross.com

335. Test: TC_AN20_POL_NFCA_01.121 (820 Ω)

a. Test Case Information

Operator	*Default Operator*
Description	*This test verifies poller waveform characteristics.*
Testing Date	*2020-08-18T15:29*
Device Name	*TCL2*
Device Serial Number	*MP3.12.35.20*
Firmware version	*43.0*
Driver version	*1.29*
MPManager version	*3.6.4*
Test case status	*PASSED*

b. Test Log

TC_AN20_POL_NFCA_01.121 (820 Ω)

This test verifies poller waveform characteristics.

Parameters:

Device Configuration:

Poller: Device Under Test

NFC Forum Reference Device: Listener 6

Jumper Configuration:

Position J3 at position 1 (820 Ω)

Position: 121

Attempt 1

11-21 rue Hubble
Parc de la Haute borne
59650 Villeneuve d'Ascq – France
+33 320 746 630
smartcards@micropross.com

Modulation envelope (pk-pk) = 919.321 mV

Value of T1 (2.624 µs) is in specifications limits ([2.060 µs, 2.990 µs|+/-0.147|]).

Value of T2 (1.857 µs) is in specifications limits ([0.520 µs, 2.624 µs|+/-0.147|]).

Value of T3 (0.241 µs) is in specifications limits ([0.215 µs, 1.180 µs|+/-0.147|]).

Value of T4 (0.143 µs) is in specifications limits ([0.000 µs, 0.440 µs|+/-0.147|]).

Value of T5 (0.078 µs) is in specifications limits ([0.000 µs, 0.500 µs|+/-0.147|]).

Value of Vout,A (6.00) is in specifications limits ([0.00 , 32.88 |+/-0.50|]).

Waveform Respect Specification : OK

The waveform characteristics of the NFC-A modulation provided by the Polling Device under test, shall be compliant with the specification.

The waveform measurement of the Polling Device under test is compliant.

TC_AN20_POL_NFCA_01.121 (820 Ω) passed.

c. MPLog Traces

Trace 1: C:\Users\MICROPROSS\Desktop\Project\san\TS_MPM3_NFC Forum Analog_v3.2.1\NFC Forum Analog Test Suite\[Default Session] Traces\[_6][J1]TC_AN20_POL_NFCA_01.121 (820 Ω)[2020-08-18T152936]\Attempt 1\Trace.mplog

d. Pictures

11-21 rue Hubble
Parc de la Haute borne
59650 Villeneuve d'Ascq – France
+33 320 746 630
smartcards@microprossx.com

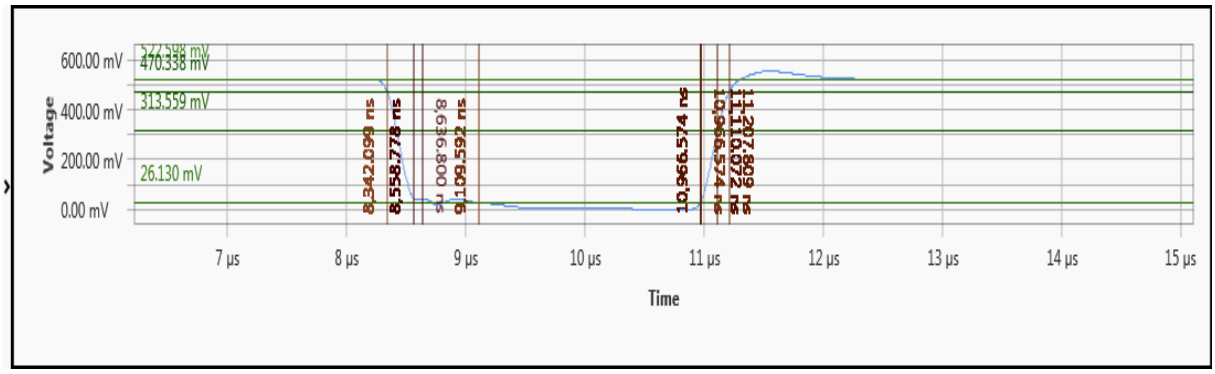

Analysis

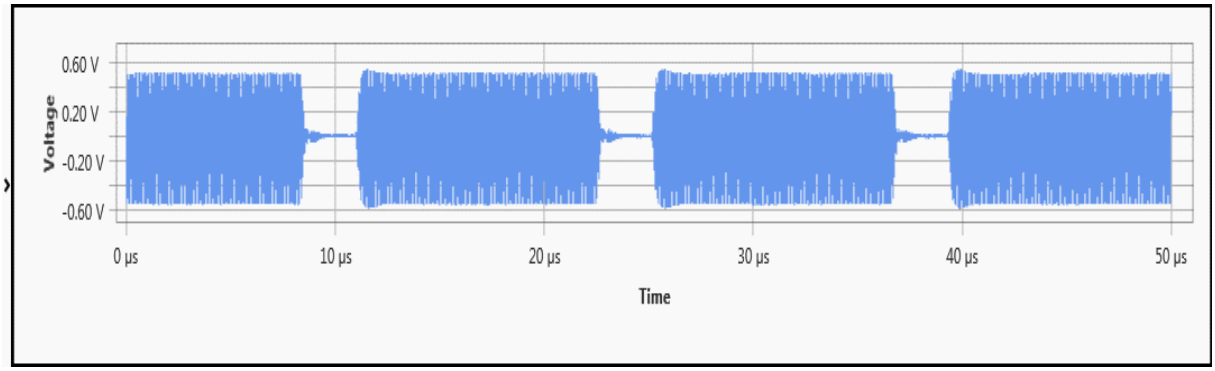

Trace

11-21 rue Hubble
Parc de la Haute borne
59650 Villeneuve d'Ascq – France
+33 320 746 630
smartcards@microprossx.com

336. Test: TC_AN20_POL_NFCA_01.122 (820 Ω)

a. Test Case Information

Operator	*Default Operator*
Description	*This test verifies poller waveform characteristics.*
Testing Date	*2020-08-18T15:31*
Device Name	*TCL2*
Device Serial Number	*MP3.12.35.20*
Firmware version	*43.0*
Driver version	*1.29*
MPManager version	*3.6.4*
Test case status	*PASSED*

b. Test Log

TC_AN20_POL_NFCA_01.122 (820 Ω)

This test verifies poller waveform characteristics.

Parameters:

Device Configuration:

Poller: Device Under Test

NFC Forum Reference Device: Listener 6

Jumper Configuration:

Position J3 at position 1 (820 Ω)

Position: 122

Attempt 1

11-21 rue Hubble
Parc de la Haute borne
59650 Villeneuve d'Ascq – France
+33 320 746 630
smartcards@micropross.com

Modulation envelope (pk-pk) = 1,212.598 mV

Value of T1 (2.624 µs) is in specifications limits ([2.060 µs, 2.990 µs|+/-0.147|]).

Value of T2 (1.904 µs) is in specifications limits ([0.520 µs, 2.624 µs|+/-0.147|]).

Value of T3 (0.260 µs) is in specifications limits ([0.224 µs, 1.180 µs|+/-0.147|]).

Value of T4 (0.149 µs) is in specifications limits ([0.000 µs, 0.440 µs|+/-0.147|]).

Value of T5 (0.048 µs) is in specifications limits ([0.000 µs, 0.500 µs|+/-0.147|]).

Value of Vout,A (5.06) is in specifications limits ([0.00 , 30.62 |+/-0.50|]).

Waveform Respect Specification : OK

The waveform characteristics of the NFC-A modulation provided by the Polling Device under test, shall be compliant with the specification.

The waveform measurement of the Polling Device under test is compliant.

TC_AN20_POL_NFCA_01.122 (820 Ω) passed.

c. MPLog Traces

Trace 1: C:\Users\MICROPROSS\Desktop\Project\san\TS_MPM3_NFC Forum Analog_v3.2.1\NFC Forum Analog Test Suite\[Default Session] Traces\[_6][J1]TC_AN20_POL_NFCA_01.122 (820 Ω)[2020-08-18T153138]\Attempt 1\Trace.mplog

d. Pictures

11-21 rue Hubble
Parc de la Haute borne
59650 Villeneuve d'Ascq – France
+33 320 746 630
smartcards@micropross.com

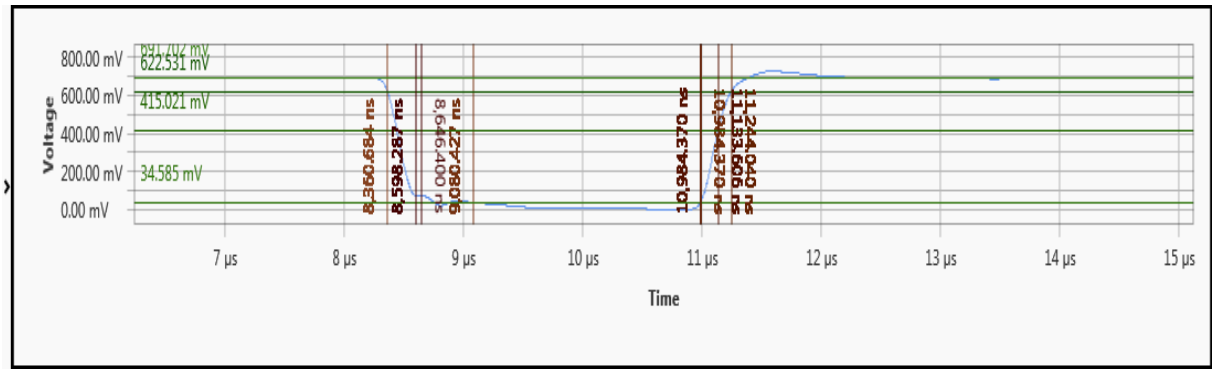

Analysis

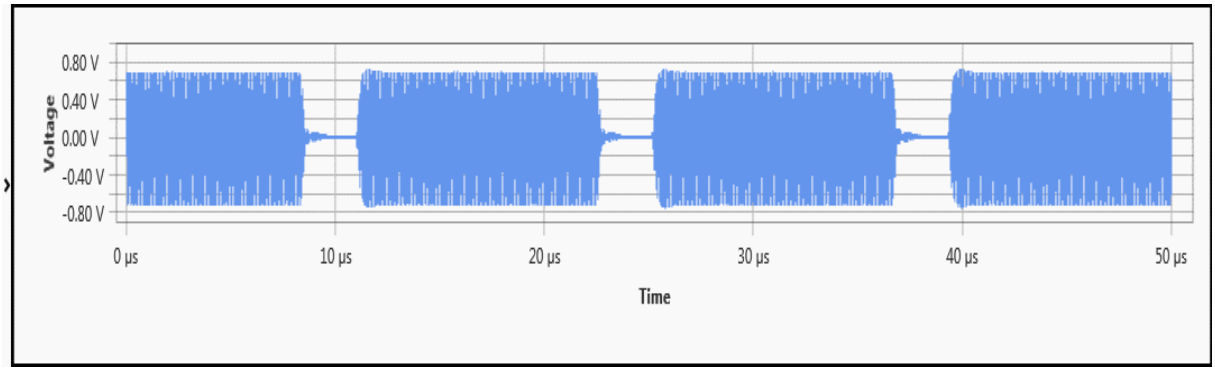

Trace

11-21 rue Hubble
Parc de la Haute borne
59650 Villeneuve d'Ascq – France
+33 320 746 630
smartcards@microprossx.com

337. Test: TC_AN20_POL_NFCA_01.123 (820 Ω)

a. Test Case Information

Operator	*Default Operator*
Description	*This test verifies poller waveform characteristics.*
Testing Date	*2020-08-18T15:34*
Device Name	*TCL2*
Device Serial Number	*MP3.12.35.20*
Firmware version	*43.0*
Driver version	*1.29*
MPManager version	*3.6.4*
Test case status	*PASSED*

b. Test Log

TC_AN20_POL_NFCA_01.123 (820 Ω)

This test verifies poller waveform characteristics.

Parameters:

Device Configuration:

Poller: Device Under Test

NFC Forum Reference Device: Listener 6

Jumper Configuration:

Position J3 at position 1 (820 Ω)

Position: 123

Attempt 1

11-21 rue Hubble
Parc de la Haute borne
59650 Villeneuve d'Ascq – France
+33 320 746 630
smartcards@micropross.com

Modulation envelope (pk-pk) = 919.850 mV

Value of T1 (2.624 µs) is in specifications limits ([2.060 µs, 2.990 µs|+/-0.147|]).

Value of T2 (1.845 µs) is in specifications limits ([0.520 µs, 2.624 µs|+/-0.147|]).

Value of T3 (0.243 µs) is in specifications limits ([0.216 µs, 1.180 µs|+/-0.147|]).

Value of T4 (0.144 µs) is in specifications limits ([0.000 µs, 0.440 µs|+/-0.147|]).

Value of T5 (0.073 µs) is in specifications limits ([0.000 µs, 0.500 µs|+/-0.147|]).

Value of Vout,A (5.91) is in specifications limits ([0.00 , 32.61 |+/-0.50|]).

Waveform Respect Specification : OK

The waveform characteristics of the NFC-A modulation provided by the Polling Device under test, shall be compliant with the specification.

The waveform measurement of the Polling Device under test is compliant.

TC_AN20_POL_NFCA_01.123 (820 Ω) passed.

c. MPLog Traces

Trace 1: C:\Users\MICROPROSS\Desktop\Project\san\TS_MPM3_NFC Forum Analog_v3.2.1\NFC Forum Analog Test Suite\[Default Session] Traces\[_6][J1]TC_AN20_POL_NFCA_01.123 (820 Ω)[2020-08-18T153407]\Attempt 1\Trace.mplog

d. Pictures

11-21 rue Hubble
Parc de la Haute borne
59650 Villeneuve d'Ascq – France
+33 320 746 630
smartcards@micropross.com

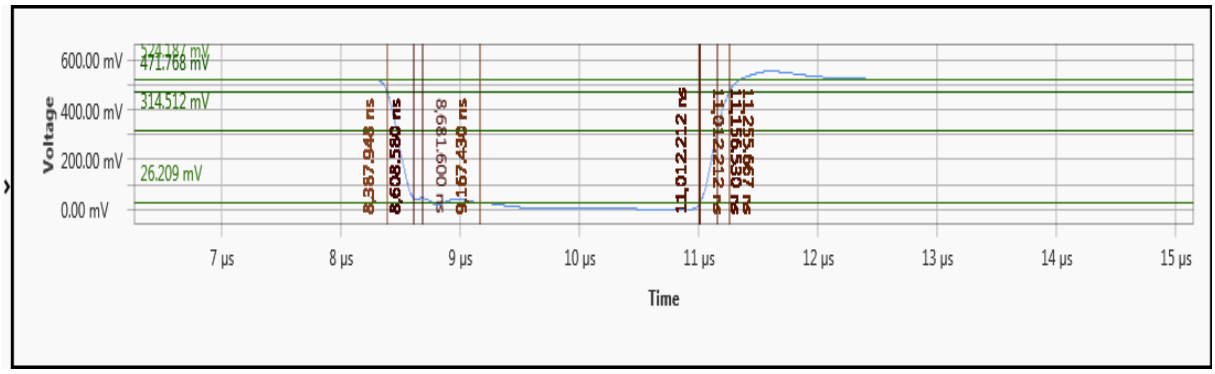

Analysis

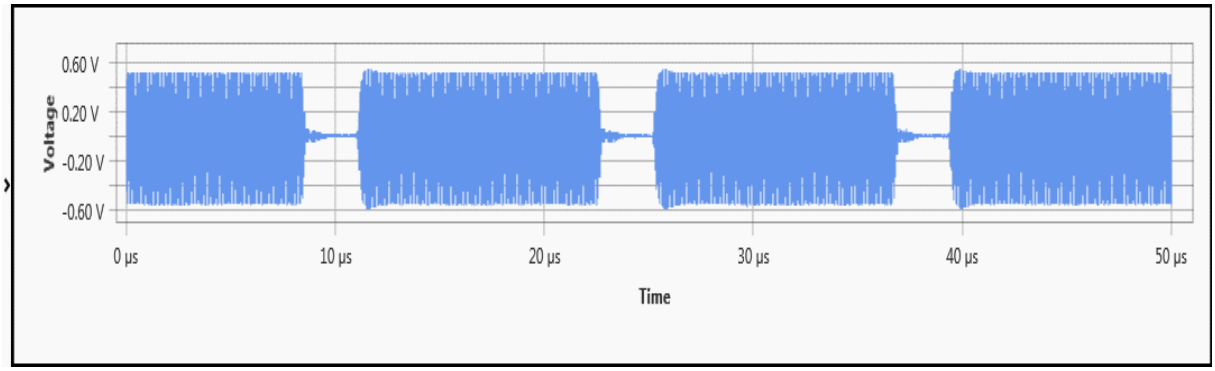

Trace

11-21 rue Hubble
Parc de la Haute borne
59650 Villeneuve d'Ascq – France
+33 320 746 630
smartcards@microprossx.com

338. Test: TC_AN20_POL_NFCA_01.000 (330 Ω)

a. Test Case Information

Operator	*Default Operator*
Description	*This test verifies poller waveform characteristics.*
Testing Date	*2020-09-18T15:21*
Device Name	*TCL2*
Device Serial Number	*MP3.12.35.20*
Firmware version	*43.0*
Driver version	*1.29*
MPManager version	*3.6.4*
Test case status	*PASSED*

b. Test Log

TC_AN20_POL_NFCA_01.000 (330 Ω)

This test verifies poller waveform characteristics.

Parameters:

Device Configuration:

Poller: Device Under Test

NFC Forum Reference Device: Listener 6

Jumper Configuration:

Position J3 at position 3 (330 Ω)

Position: 000

Attempt 1

11-21 rue Hubble
Parc de la Haute borne
59650 Villeneuve d'Ascq – France
+33 320 746 630
smartcards@micropross.com

Modulation envelope (pk-pk) = 1,514.044 mV

Value of T1 (2.621 µs) is in specifications limits ([2.060 µs, 2.990 µs|+/-0.147|]).

Value of T2 (2.171 µs) is in specifications limits ([0.520 µs, 2.621 µs|+/-0.147|]).

Value of T3 (0.350 µs) is in specifications limits ([0.238 µs, 1.180 µs|+/-0.147|]).

Value of T4 (0.159 µs) is in specifications limits ([0.000 µs, 0.440 µs|+/-0.147|]).

Value of T5 (0.000 µs) is in specifications limits ([0.000 µs, 0.500 µs|+/-0.147|]).

Value of Vout,A (0.59) is in specifications limits ([0.00 , 19.56 |+/-0.50|]).

Waveform Respect Specification : OK

The waveform characteristics of the NFC-A modulation provided by the Polling Device under test, shall be compliant with the specification.

The waveform measurement of the Polling Device under test is compliant.

TC_AN20_POL_NFCA_01.000 (330 Ω) passed.

c. MPLog Traces

Trace 1: C:\Users\MICROPROSS\Desktop\Project\san\TS_MPM3_NFC Forum Analog_v3.2.1\NFC Forum Analog Test Suite\[Default Session] Traces\[_6][J3]TC_AN20_POL_NFCA_01.000 (330 Ω)[2020-09-18T152121]\Attempt 1\Trace.mplog

d. Pictures

11-21 rue Hubble
Parc de la Haute borne
59650 Villeneuve d'Ascq – France
+33 320 746 630
smartcards@microprossx.com

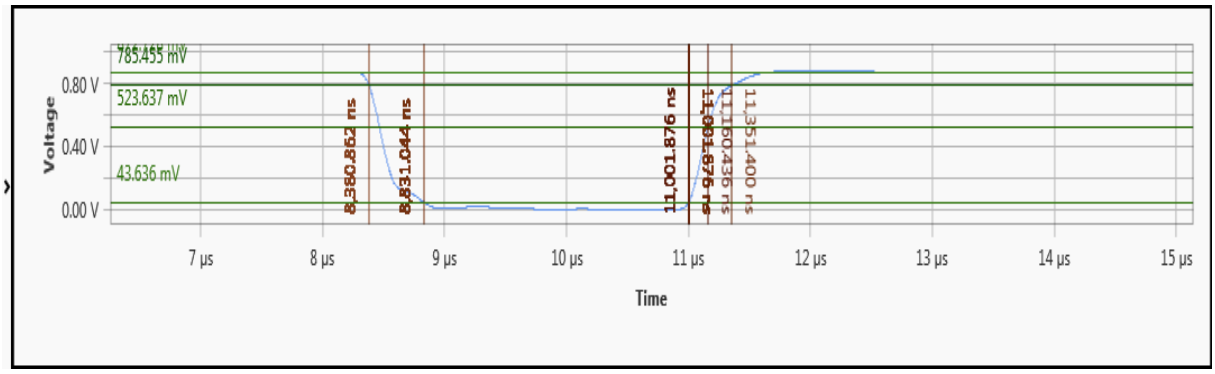

Analysis

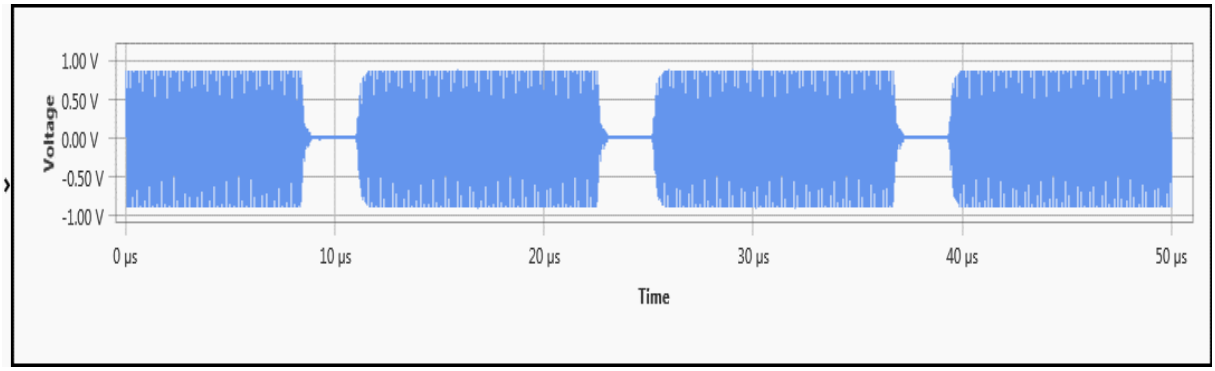

Trace

11-21 rue Hubble
Parc de la Haute borne
59650 Villeneuve d'Ascq – France
+33 320 746 630
smartcards@microprossx.com

339. Test: TC_AN20_POL_NFCA_01.010 (330 Ω)

a. Test Case Information

Operator	*Default Operator*
Description	*This test verifies poller waveform characteristics.*
Testing Date	*2020-08-18T15:08*
Device Name	*TCL2*
Device Serial Number	*MP3.12.35.20*
Firmware version	*43.0*
Driver version	*1.29*
MPManager version	*3.6.4*
Test case status	*PASSED*

b. Test Log

TC_AN20_POL_NFCA_01.010 (330 Ω)

This test verifies poller waveform characteristics.

Parameters:

Device Configuration:

Poller: Device Under Test

NFC Forum Reference Device: Listener 6

Jumper Configuration:

Position J3 at position 3 (330 Ω)

Position: 010

Attempt 1

11-21 rue Hubble
Parc de la Haute borne
59650 Villeneuve d'Ascq – France
+33 320 746 630
smartcards@micropross.com

Modulation envelope (pk-pk) = 1,488.835 mV

Value of T1 (2.622 µs) is in specifications limits ([2.060 µs, 2.990 µs|+/-0.147|]).

Value of T2 (2.175 µs) is in specifications limits ([0.520 µs, 2.622 µs|+/-0.147|]).

Value of T3 (0.344 µs) is in specifications limits ([0.236 µs, 1.180 µs|+/-0.147|]).

Value of T4 (0.157 µs) is in specifications limits ([0.000 µs, 0.440 µs|+/-0.147|]).

Value of T5 (0.000 µs) is in specifications limits ([0.000 µs, 0.500 µs|+/-0.147|]).

Value of Vout,A (0.54) is in specifications limits ([0.00 , 20.19 |+/-0.50|]).

Waveform Respect Specification : OK

The waveform characteristics of the NFC-A modulation provided by the Polling Device under test, shall be compliant with the specification.

The waveform measurement of the Polling Device under test is compliant.

TC_AN20_POL_NFCA_01.010 (330 Ω) passed.

c. MPLog Traces

Trace 1: C:\Users\MICROPROSS\Desktop\Project\san\TS_MPM3_NFC Forum Analog_v3.2.1\NFC Forum Analog Test Suite\[Default Session] Traces\[_6][J3]TC_AN20_POL_NFCA_01.010 (330 Ω)[2020-08-18T150851]\Attempt 1\Trace.mplog

d. Pictures

11-21 rue Hubble
Parc de la Haute borne
59650 Villeneuve d'Ascq – France
+33 320 746 630
smartcards@micropross.com

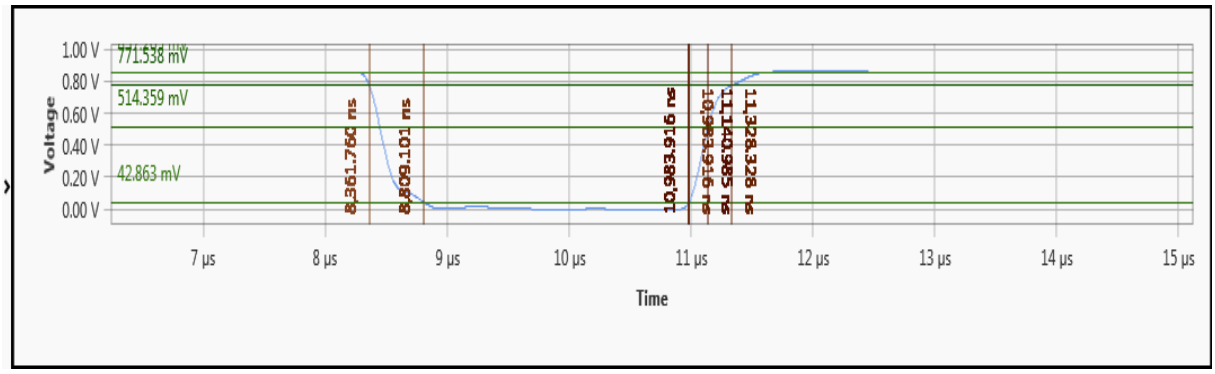

Analysis

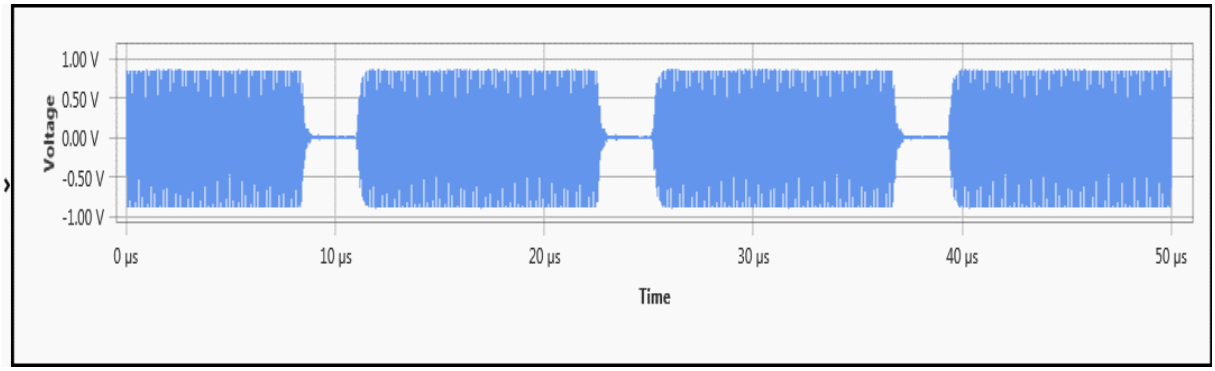

Trace

11-21 rue Hubble
Parc de la Haute borne
59650 Villeneuve d'Ascq – France
+33 320 746 630
smartcards@microprocess.com

340. Test: TC_AN20_POL_NFCA_01.011 (330 Ω)

a. Test Case Information

Operator	*Default Operator*
Description	*This test verifies poller waveform characteristics.*
Testing Date	*2020-08-18T15:10*
Device Name	*TCL2*
Device Serial Number	*MP3.12.35.20*
Firmware version	*43.0*
Driver version	*1.29*
MPManager version	*3.6.4*
Test case status	*PASSED*

b. Test Log

TC_AN20_POL_NFCA_01.011 (330 Ω)

This test verifies poller waveform characteristics.

Parameters:

Device Configuration:

Poller: Device Under Test

NFC Forum Reference Device: Listener 6

Jumper Configuration:

Position J3 at position 3 (330 Ω)

Position: 011

Attempt 1

11-21 rue Hubble
Parc de la Haute borne
59650 Villeneuve d'Ascq – France
+33 320 746 630
smartcards@micropross.com

Modulation envelope (pk-pk) = 1,373.311 mV

Value of T1 (2.621 µs) is in specifications limits ([2.060 µs, 2.990 µs|+/-0.147|]).

Value of T2 (2.169 µs) is in specifications limits ([0.520 µs, 2.621 µs|+/-0.147|]).

Value of T3 (0.353 µs) is in specifications limits ([0.239 µs, 1.180 µs|+/-0.147|]).

Value of T4 (0.159 µs) is in specifications limits ([0.000 µs, 0.440 µs|+/-0.147|]).

Value of T5 (0.000 µs) is in specifications limits ([0.000 µs, 0.500 µs|+/-0.147|]).

Value of Vout,A (0.63) is in specifications limits ([0.00 , 19.10 |+/-0.50|]).

Waveform Respect Specification : OK

The waveform characteristics of the NFC-A modulation provided by the Polling Device under test, shall be compliant with the specification.

The waveform measurement of the Polling Device under test is compliant.

TC_AN20_POL_NFCA_01.011 (330 Ω) passed.

c. MPLog Traces

Trace 1: C:\Users\MICROPROSS\Desktop\Project\san\TS_MPM3_NFC Forum Analog_v3.2.1\NFC Forum Analog Test Suite\[Default Session] Traces\[_6][J3]TC_AN20_POL_NFCA_01.011 (330 Ω)[2020-08-18T151054]\Attempt 1\Trace.mplog

d. Pictures

11-21 rue Hubble
Parc de la Haute borne
59650 Villeneuve d'Ascq – France
+33 320 746 630
smartcards@microprossx.com

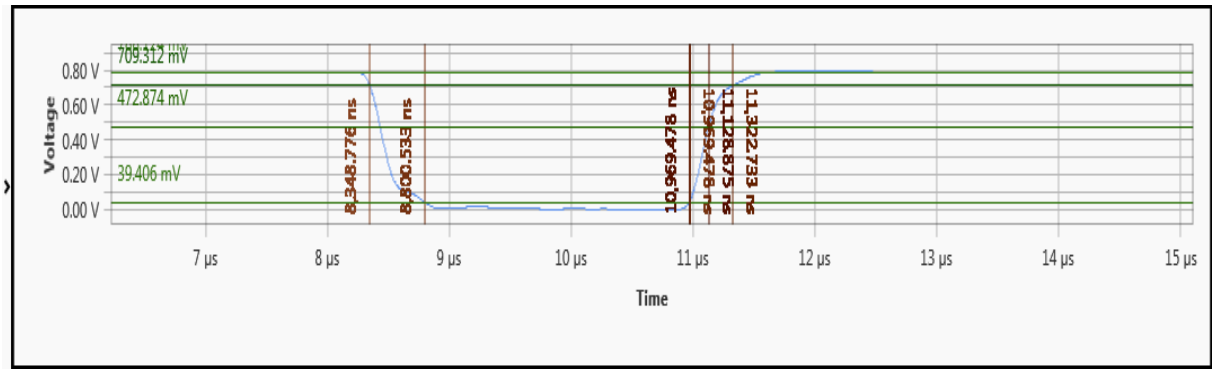

Analysis

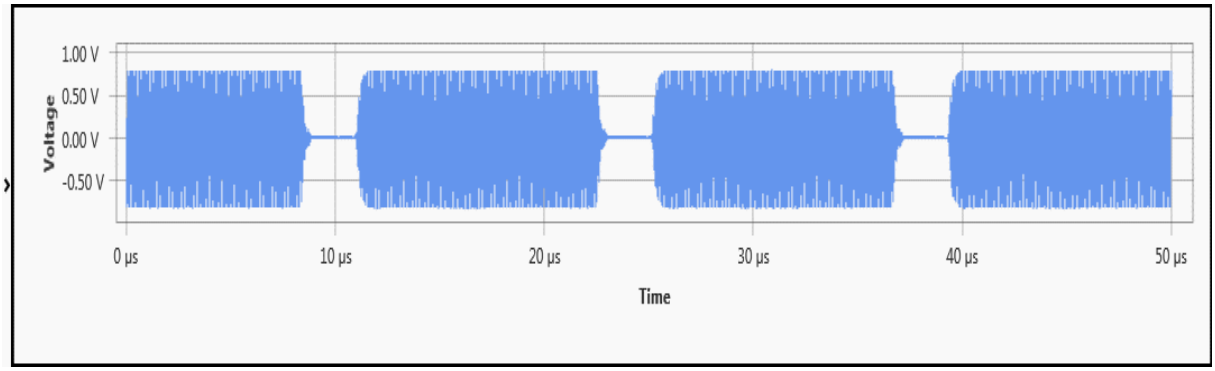

Trace

11-21 rue Hubble
Parc de la Haute borne
59650 Villeneuve d'Ascq – France
+33 320 746 630
smartcards@microprossx.com

341. Test: TC_AN20_POL_NFCA_01.012 (330 Ω)

a. Test Case Information

Operator	*Default Operator*
Description	*This test verifies poller waveform characteristics.*
Testing Date	*2020-08-18T15:13*
Device Name	*TCL2*
Device Serial Number	*MP3.12.35.20*
Firmware version	*43.0*
Driver version	*1.29*
MPManager version	*3.6.4*
Test case status	*PASSED*

b. Test Log

TC_AN20_POL_NFCA_01.012 (330 Ω)

This test verifies poller waveform characteristics.

Parameters:

Device Configuration:

Poller: Device Under Test

NFC Forum Reference Device: Listener 6

Jumper Configuration:

Position J3 at position 3 (330 Ω)

Position: 012

Attempt 1

11-21 rue Hubble
Parc de la Haute borne
59650 Villeneuve d'Ascq – France
+33 320 746 630
smartcards@micropross.com

Modulation envelope (pk-pk) = 1,513.221 mV

Value of T1 (2.622 µs) is in specifications limits ([2.060 µs, 2.990 µs|+/-0.147|]).

Value of T2 (2.171 µs) is in specifications limits ([0.520 µs, 2.622 µs|+/-0.147|]).

Value of T3 (0.350 µs) is in specifications limits ([0.238 µs, 1.180 µs|+/-0.147|]).

Value of T4 (0.159 µs) is in specifications limits ([0.000 µs, 0.440 µs|+/-0.147|]).

Value of T5 (0.000 µs) is in specifications limits ([0.000 µs, 0.500 µs|+/-0.147|]).

Value of Vout,A (0.57) is in specifications limits ([0.00 , 19.49 |+/-0.50|]).

Waveform Respect Specification : OK

The waveform characteristics of the NFC-A modulation provided by the Polling Device under test, shall be compliant with the specification.

The waveform measurement of the Polling Device under test is compliant.

TC_AN20_POL_NFCA_01.012 (330 Ω) passed.

c. MPLog Traces

Trace 1: C:\Users\MICROPROSS\Desktop\Project\san\TS_MPM3_NFC Forum Analog_v3.2.1\NFC Forum Analog Test Suite\[Default Session] Traces\[_6][J3]TC_AN20_POL_NFCA_01.012 (330 Ω)[2020-08-18T151303]\Attempt 1\Trace.mplog

d. Pictures

11-21 rue Hubble
Parc de la Haute borne
59650 Villeneuve d'Ascq – France
+33 320 746 630
smartcards@microprossx.com

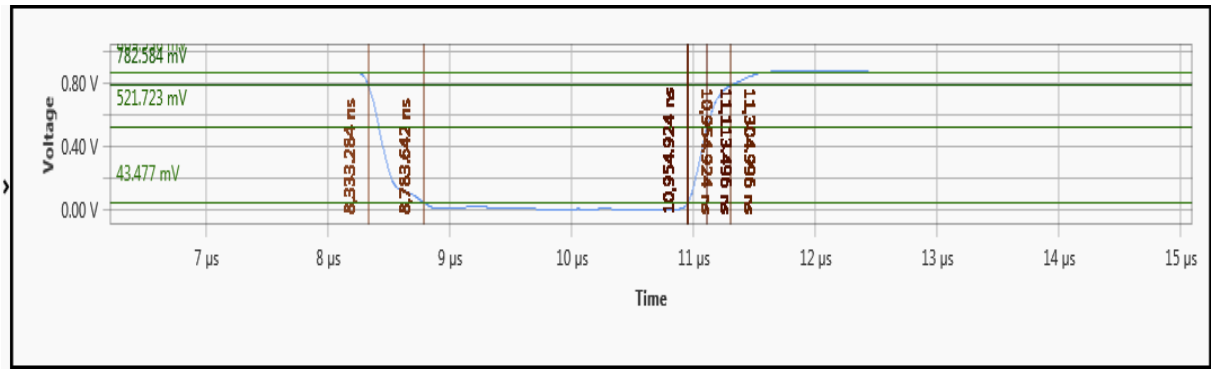

Analysis

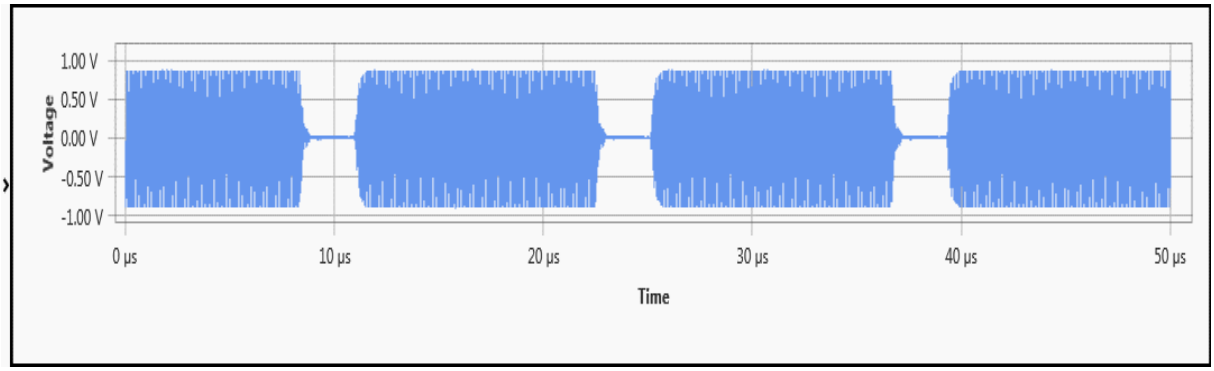

Trace

11-21 rue Hubble
Parc de la Haute borne
59650 Villeneuve d'Ascq – France
+33 320 746 630
smartcards@microprossx.com

342. Test: TC_AN20_POL_NFCA_01.013 (330 Ω)

a. Test Case Information

Operator	*Default Operator*
Description	*This test verifies poller waveform characteristics.*
Testing Date	*2020-08-18T15:15*
Device Name	*TCL2*
Device Serial Number	*MP3.12.35.20*
Firmware version	*43.0*
Driver version	*1.29*
MPManager version	*3.6.4*
Test case status	*PASSED*

b. Test Log

TC_AN20_POL_NFCA_01.013 (330 Ω)

This test verifies poller waveform characteristics.

Parameters:

Device Configuration:

Poller: Device Under Test

NFC Forum Reference Device: Listener 6

Jumper Configuration:

Position J3 at position 3 (330 Ω)

Position: 013

Attempt 1

11-21 rue Hubble
Parc de la Haute borne
59650 Villeneuve d'Ascq – France
+33 320 746 630
smartcards@micropross.com

Modulation envelope (pk-pk) = 1,374.486 mV

Value of T1 (2.621 µs) is in specifications limits ([2.060 µs, 2.990 µs|+/-0.147|]).

Value of T2 (2.167 µs) is in specifications limits ([0.520 µs, 2.621 µs|+/-0.147|]).

Value of T3 (0.356 µs) is in specifications limits ([0.239 µs, 1.180 µs|+/-0.147|]).

Value of T4 (0.160 µs) is in specifications limits ([0.000 µs, 0.440 µs|+/-0.147|]).

Value of T5 (0.000 µs) is in specifications limits ([0.000 µs, 0.500 µs|+/-0.147|]).

Value of Vout,A (0.50) is in specifications limits ([0.00 , 18.79 |+/-0.50|]).

Waveform Respect Specification : OK

The waveform characteristics of the NFC-A modulation provided by the Polling Device under test, shall be compliant with the specification.

The waveform measurement of the Polling Device under test is compliant.

TC_AN20_POL_NFCA_01.013 (330 Ω) passed.

c. MPLog Traces

Trace 1: C:\Users\MICROPROSS\Desktop\Project\san\TS_MPM3_NFC Forum Analog_v3.2.1\NFC Forum Analog Test Suite\[Default Session] Traces\[_6][J3]TC_AN20_POL_NFCA_01.013 (330 Ω)[2020-08-18T151508]\Attempt 1\Trace.mplog

d. Pictures

11-21 rue Hubble
Parc de la Haute borne
59650 Villeneuve d'Ascq – France
+33 320 746 630
smartcards@microprossx.com

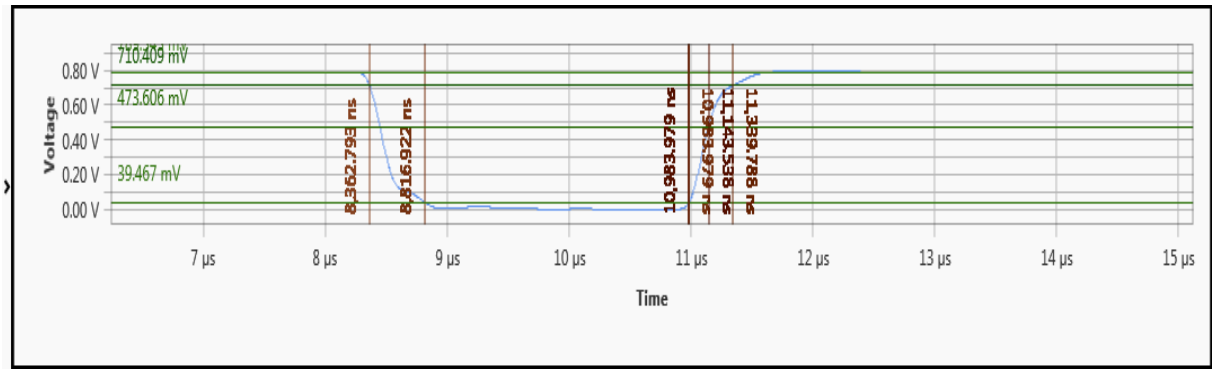

Analysis

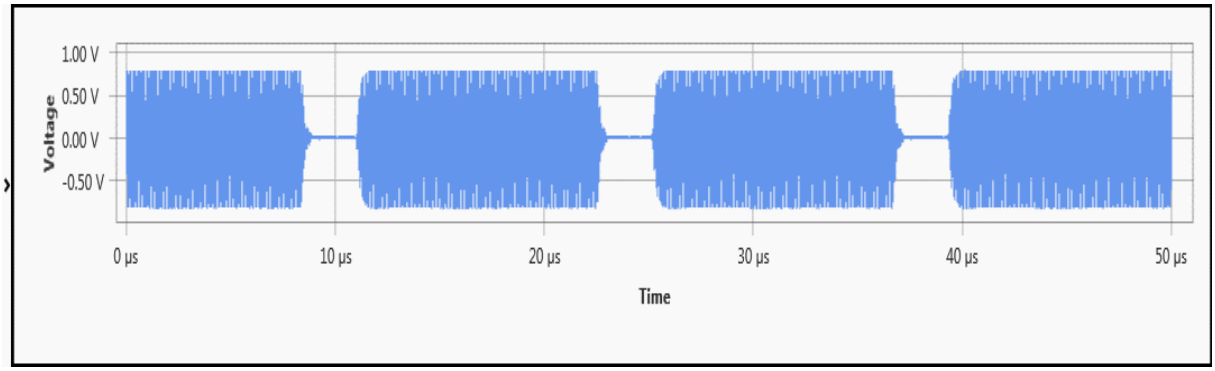

Trace

11-21 rue Hubble
Parc de la Haute borne
59650 Villeneuve d'Ascq – France
+33 320 746 630
smartcards@microprossx.com

343. Test: TC_AN20_POL_NFCA_01.100 (330 Ω)

a. Test Case Information

Operator	*Default Operator*
Description	*This test verifies poller waveform characteristics.*
Testing Date	*2020-08-18T15:17*
Device Name	*TCL2*
Device Serial Number	*MP3.12.35.20*
Firmware version	*43.0*
Driver version	*1.29*
MPManager version	*3.6.4*
Test case status	*PASSED*

b. Test Log

TC_AN20_POL_NFCA_01.100 (330 Ω)

This test verifies poller waveform characteristics.

Parameters:

Device Configuration:

Poller: Device Under Test

NFC Forum Reference Device: Listener 6

Jumper Configuration:

Position J3 at position 3 (330 Ω)

Position: 100

Attempt 1

11-21 rue Hubble
Parc de la Haute borne
59650 Villeneuve d'Ascq – France
+33 320 746 630
smartcards@micropross.com

Modulation envelope (pk-pk) = 1,315.489 mV

Value of T1 (2.622 µs) is in specifications limits ([2.060 µs, 2.990 µs|+/-0.147|]).

Value of T2 (2.124 µs) is in specifications limits ([0.520 µs, 2.622 µs|+/-0.147|]).

Value of T3 (0.408 µs) is in specifications limits ([0.255 µs, 1.180 µs|+/-0.147|]).

Value of T4 (0.170 µs) is in specifications limits ([0.000 µs, 0.440 µs|+/-0.147|]).

Value of T5 (0.000 µs) is in specifications limits ([0.000 µs, 0.500 µs|+/-0.147|]).

Value of Vout,A (0.59) is in specifications limits ([0.00 , 12.32 |+/-0.50|]).

Waveform Respect Specification : OK

The waveform characteristics of the NFC-A modulation provided by the Polling Device under test, shall be compliant with the specification.

The waveform measurement of the Polling Device under test is compliant.

TC_AN20_POL_NFCA_01.100 (330 Ω) passed.

c. MPLog Traces

Trace 1: C:\Users\MICROPROSS\Desktop\Project\san\TS_MPM3_NFC Forum Analog_v3.2.1\NFC Forum Analog Test Suite\[Default Session] Traces\[_6][J3]TC_AN20_POL_NFCA_01.100 (330 Ω)[2020-08-18T151708]\Attempt 1\Trace.mplog

d. Pictures

11-21 rue Hubble
Parc de la Haute borne
59650 Villeneuve d'Ascq – France
+33 320 746 630
smartcards@microprossx.com

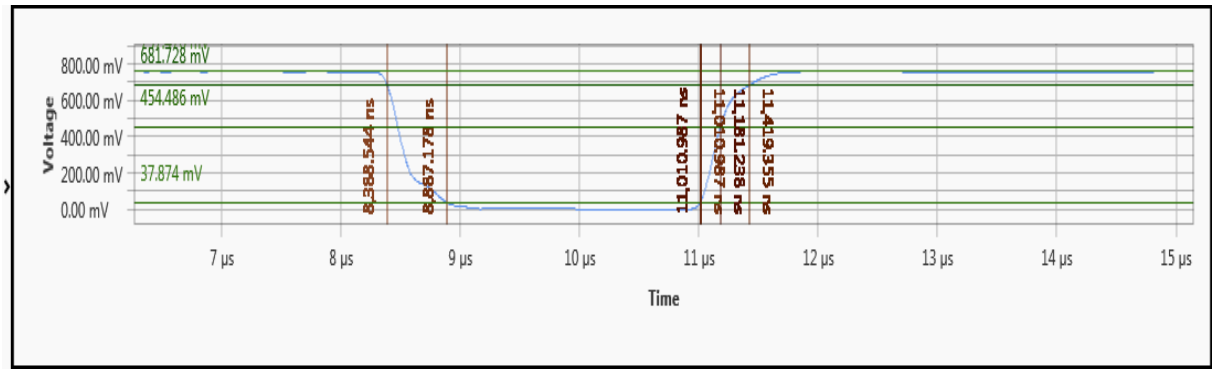

Analysis

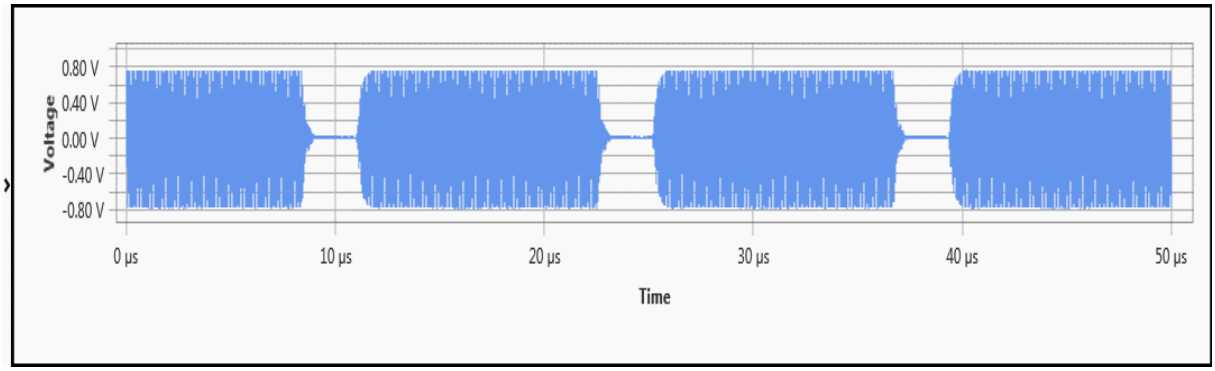

Trace

11-21 rue Hubble
Parc de la Haute borne
59650 Villeneuve d'Ascq – France
+33 320 746 630
smartcards@microprossx.com

344. Test: TC_AN20_POL_NFCA_01.110 (330 Ω)

a. Test Case Information

Operator	*Default Operator*
Description	*This test verifies poller waveform characteristics.*
Testing Date	*2020-08-18T15:19*
Device Name	*TCL2*
Device Serial Number	*MP3.12.35.20*
Firmware version	*43.0*
Driver version	*1.29*
MPManager version	*3.6.4*
Test case status	*PASSED*

b. Test Log

TC_AN20_POL_NFCA_01.110 (330 Ω)

This test verifies poller waveform characteristics.

Parameters:

Device Configuration:

Poller: Device Under Test

NFC Forum Reference Device: Listener 6

Jumper Configuration:

Position J3 at position 3 (330 Ω)

Position: 110

Attempt 1

11-21 rue Hubble
Parc de la Haute borne
59650 Villeneuve d'Ascq – France
+33 320 746 630
smartcards@micropross.com

Modulation envelope (pk-pk) = 1,316.253 mV

Value of T1 (2.623 µs) is in specifications limits ([2.060 µs, 2.990 µs|+/-0.147|]).

Value of T2 (2.121 µs) is in specifications limits ([0.520 µs, 2.623 µs|+/-0.147|]).

Value of T3 (0.410 µs) is in specifications limits ([0.255 µs, 1.180 µs|+/-0.147|]).

Value of T4 (0.170 µs) is in specifications limits ([0.000 µs, 0.440 µs|+/-0.147|]).

Value of T5 (0.000 µs) is in specifications limits ([0.000 µs, 0.500 µs|+/-0.147|]).

Value of Vout,A (0.56) is in specifications limits ([0.00 , 12.06 |+/-0.50|]).

Waveform Respect Specification : OK

The waveform characteristics of the NFC-A modulation provided by the Polling Device under test, shall be compliant with the specification.

The waveform measurement of the Polling Device under test is compliant.

TC_AN20_POL_NFCA_01.110 (330 Ω) passed.

c. MPLog Traces

Trace 1: C:\Users\MICROPROSS\Desktop\Project\san\TS_MPM3_NFC Forum Analog_v3.2.1\NFC Forum Analog Test Suite\[Default Session] Traces\[_6][J3]TC_AN20_POL_NFCA_01.110 (330 Ω)[2020-08-18T151906]\Attempt 1\Trace.mplog

d. Pictures

11-21 rue Hubble
Parc de la Haute borne
59650 Villeneuve d'Ascq – France
+33 320 746 630
smartcards@microprossx.com

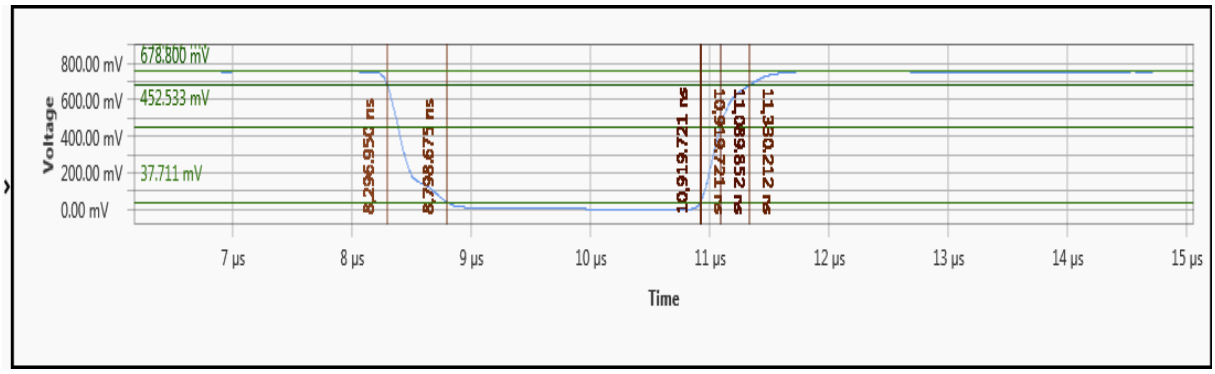

Analysis

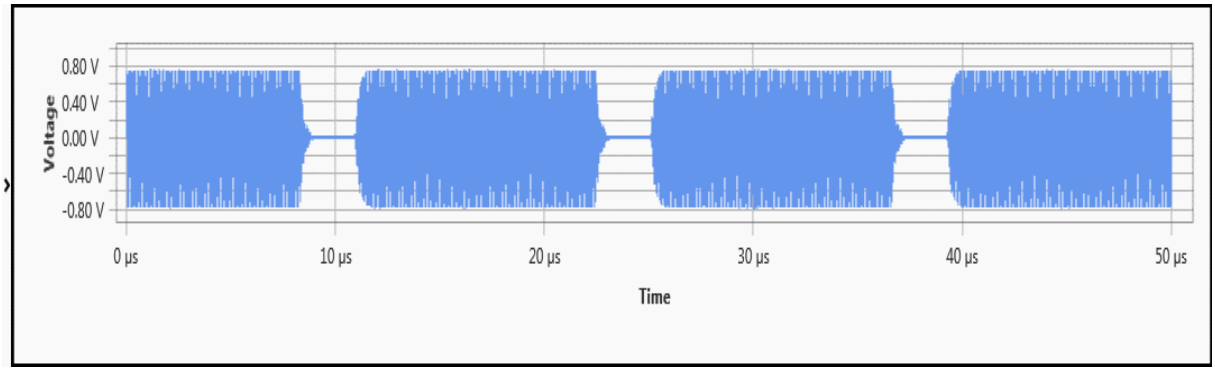

Trace

11-21 rue Hubble
Parc de la Haute borne
59650 Villeneuve d'Ascq – France
+33 320 746 630
smartcards@microprross.com

345. Test: TC_AN20_POL_NFCA_01.111 (330 Ω)

a. Test Case Information

Operator	*Default Operator*
Description	*This test verifies poller waveform characteristics.*
Testing Date	*2020-08-18T15:21*
Device Name	*TCL2*
Device Serial Number	*MP3.12.35.20*
Firmware version	*43.0*
Driver version	*1.29*
MPManager version	*3.6.4*
Test case status	*PASSED*

b. Test Log

TC_AN20_POL_NFCA_01.111 (330 Ω)

This test verifies poller waveform characteristics.

Parameters:

Device Configuration:

Poller: Device Under Test

NFC Forum Reference Device: Listener 6

Jumper Configuration:

Position J3 at position 3 (330 Ω)

Position: 111

Attempt 1

11-21 rue Hubble
Parc de la Haute borne
59650 Villeneuve d'Ascq – France
+33 320 746 630
smartcards@micropross.com

Modulation envelope (pk-pk) = 1,255.435 mV

Value of T1 (2.622 µs) is in specifications limits ([2.060 µs, 2.990 µs|+/-0.147|]).

Value of T2 (2.125 µs) is in specifications limits ([0.520 µs, 2.622 µs|+/-0.147|]).

Value of T3 (0.409 µs) is in specifications limits ([0.254 µs, 1.180 µs|+/-0.147|]).

Value of T4 (0.169 µs) is in specifications limits ([0.000 µs, 0.440 µs|+/-0.147|]).

Value of T5 (0.000 µs) is in specifications limits ([0.000 µs, 0.500 µs|+/-0.147|]).

Value of Vout,A (0.51) is in specifications limits ([0.00 , 12.28 |+/-0.50|]).

Waveform Respect Specification : OK

The waveform characteristics of the NFC-A modulation provided by the Polling Device under test, shall be compliant with the specification.

The waveform measurement of the Polling Device under test is compliant.

TC_AN20_POL_NFCA_01.111 (330 Ω) passed.

c. MPLog Traces

Trace 1: C:\Users\MICROPROSS\Desktop\Project\san\TS_MPM3_NFC Forum Analog_v3.2.1\NFC Forum Analog Test Suite\[Default Session] Traces\[_6][J3]TC_AN20_POL_NFCA_01.111 (330 Ω)[2020-08-18T152133]\Attempt 1\Trace.mplog

d. Pictures

11-21 rue Hubble
Parc de la Haute borne
59650 Villeneuve d'Ascq – France
+33 320 746 630
smartcards@micropross.com

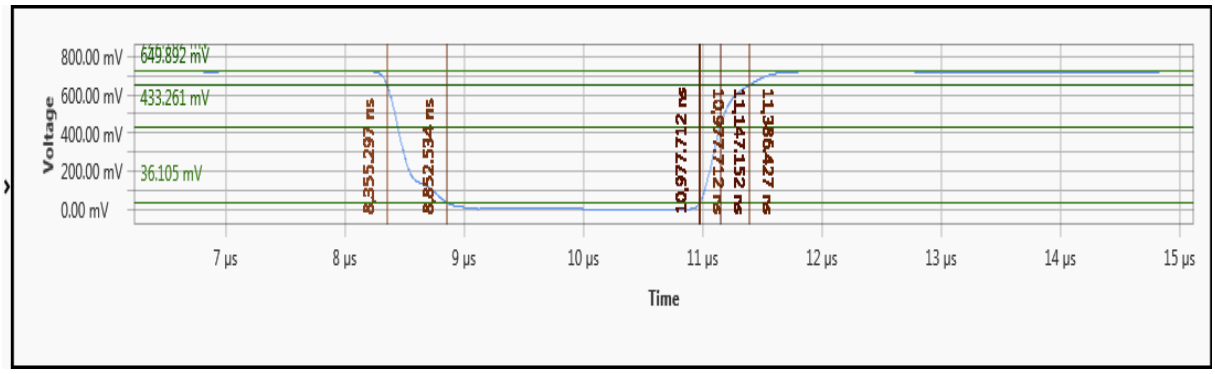

Analysis

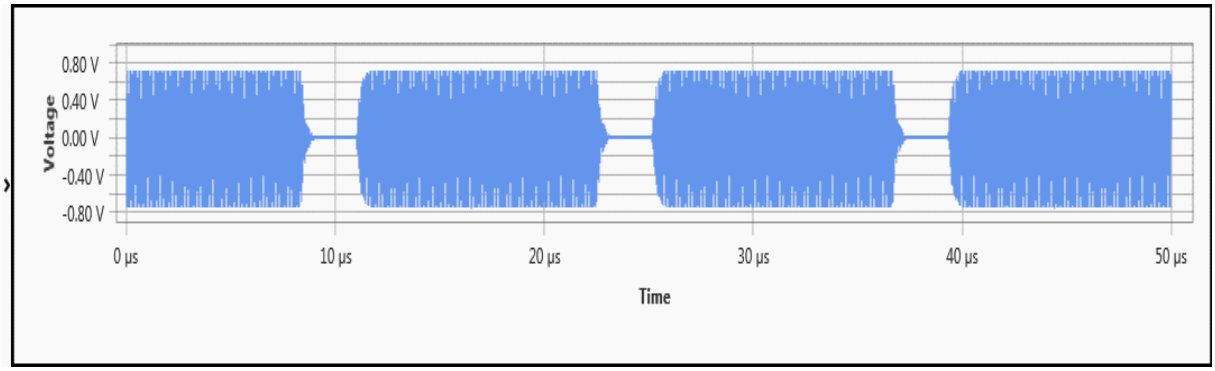

Trace

11-21 rue Hubble
Parc de la Haute borne
59650 Villeneuve d'Ascq – France
+33 320 746 630
smartcards@microprross.com

346. Test: TC_AN20_POL_NFCA_01.112 (330 Ω)

a. Test Case Information

Operator	*Default Operator*
Description	*This test verifies poller waveform characteristics.*
Testing Date	*2020-08-18T15:23*
Device Name	*TCL2*
Device Serial Number	*MP3.12.35.20*
Firmware version	*43.0*
Driver version	*1.29*
MPManager version	*3.6.4*
Test case status	*PASSED*

b. Test Log

TC_AN20_POL_NFCA_01.112 (330 Ω)

This test verifies poller waveform characteristics.

Parameters:

Device Configuration:

Poller: Device Under Test

NFC Forum Reference Device: Listener 6

Jumper Configuration:

Position J3 at position 3 (330 Ω)

Position: 112

Attempt 1

11-21 rue Hubble
Parc de la Haute borne
59650 Villeneuve d'Ascq – France
+33 320 746 630
smartcards@micropross.com

Modulation envelope (pk-pk) = 1,355.095 mV

Value of T1 (2.623 µs) is in specifications limits ([2.060 µs, 2.990 µs|+/-0.147|]).

Value of T2 (2.121 µs) is in specifications limits ([0.520 µs, 2.623 µs|+/-0.147|]).

Value of T3 (0.411 µs) is in specifications limits ([0.255 µs, 1.180 µs|+/-0.147|]).

Value of T4 (0.170 µs) is in specifications limits ([0.000 µs, 0.440 µs|+/-0.147|]).

Value of T5 (0.000 µs) is in specifications limits ([0.000 µs, 0.500 µs|+/-0.147|]).

Value of Vout,A (0.52) is in specifications limits ([0.00 , 11.98 |+/-0.50|]).

Waveform Respect Specification : OK

The waveform characteristics of the NFC-A modulation provided by the Polling Device under test, shall be compliant with the specification.

The waveform measurement of the Polling Device under test is compliant.

TC_AN20_POL_NFCA_01.112 (330 Ω) passed.

c. MPLog Traces

Trace 1: C:\Users\MICROPROSS\Desktop\Project\san\TS_MPM3_NFC Forum Analog_v3.2.1\NFC Forum Analog Test Suite\[Default Session] Traces\[_6][J3]TC_AN20_POL_NFCA_01.112 (330 Ω)[2020-08-18T152345]\Attempt 1\Trace.mplog

d. Pictures

11-21 rue Hubble
Parc de la Haute borne
59650 Villeneuve d'Ascq – France
+33 320 746 630
smartcards@microprossx.com

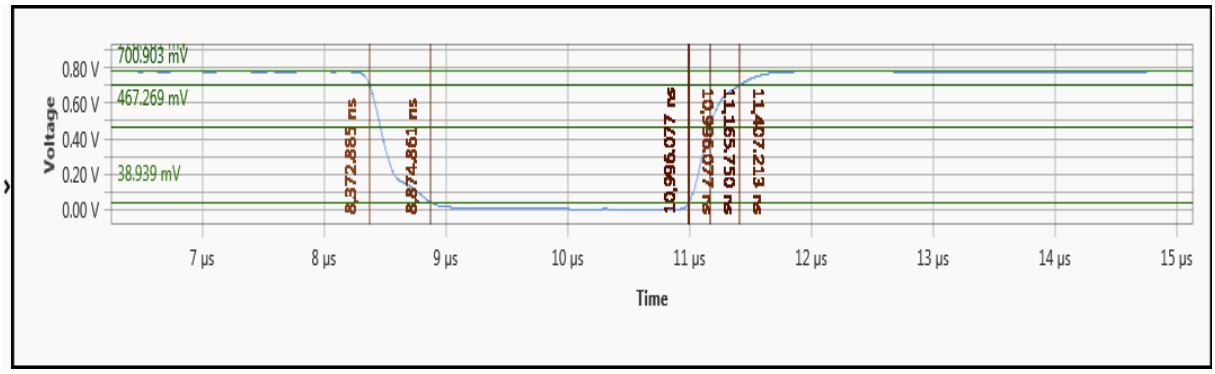

Analysis

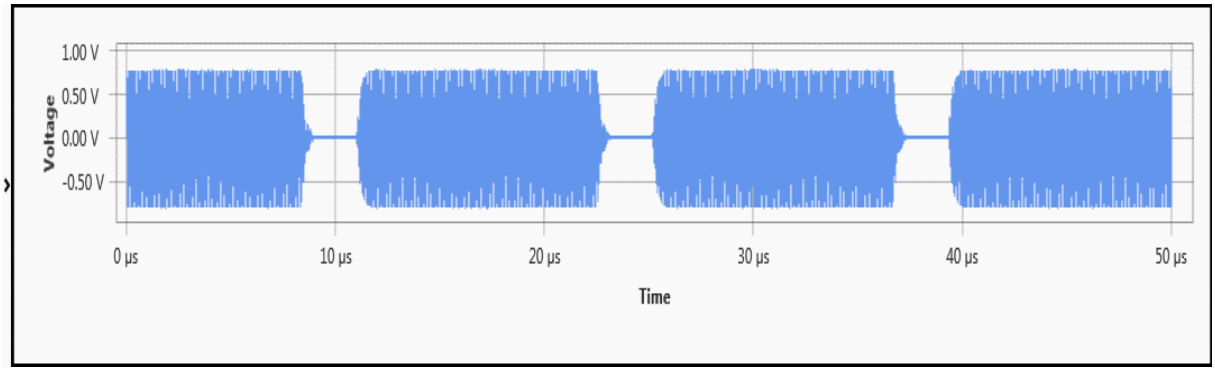

Trace

11-21 rue Hubble
Parc de la Haute borne
59650 Villeneuve d'Ascq – France
+33 320 746 630
smartcards@microprross.com

347. Test: TC_AN20_POL_NFCA_01.113 (330 Ω)

a. Test Case Information

Operator	*Default Operator*
Description	*This test verifies poller waveform characteristics.*
Testing Date	*2020-08-18T15:25*
Device Name	*TCL2*
Device Serial Number	*MP3.12.35.20*
Firmware version	*43.0*
Driver version	*1.29*
MPManager version	*3.6.4*
Test case status	*PASSED*

b. Test Log

TC_AN20_POL_NFCA_01.113 (330 Ω)

This test verifies poller waveform characteristics.

Parameters:

Device Configuration:

Poller: Device Under Test

NFC Forum Reference Device: Listener 6

Jumper Configuration:

Position J3 at position 3 (330 Ω)

Position: 113

Attempt 1

11-21 rue Hubble
Parc de la Haute borne
59650 Villeneuve d'Ascq – France
+33 320 746 630
smartcards@micropross.com

Modulation envelope (pk-pk) = 1,252.204 mV

Value of T1 (2.622 µs) is in specifications limits ([2.060 µs, 2.990 µs|+/-0.147|]).

Value of T2 (2.121 µs) is in specifications limits ([0.520 µs, 2.622 µs|+/-0.147|]).

Value of T3 (0.409 µs) is in specifications limits ([0.255 µs, 1.180 µs|+/-0.147|]).

Value of T4 (0.170 µs) is in specifications limits ([0.000 µs, 0.440 µs|+/-0.147|]).

Value of T5 (0.000 µs) is in specifications limits ([0.000 µs, 0.500 µs|+/-0.147|]).

Value of Vout,A (0.49) is in specifications limits ([0.00 , 12.21 |+/-0.50|]).

Waveform Respect Specification : OK

The waveform characteristics of the NFC-A modulation provided by the Polling Device under test, shall be compliant with the specification.

The waveform measurement of the Polling Device under test is compliant.

TC_AN20_POL_NFCA_01.113 (330 Ω) passed.

c. MPLog Traces

Trace 1: C:\Users\MICROPROSS\Desktop\Project\san\TS_MPM3_NFC Forum Analog_v3.2.1\NFC Forum Analog Test Suite\[Default Session] Traces\[_6][J3]TC_AN20_POL_NFCA_01.113 (330 Ω)[2020-08-18T152547]\Attempt 1\Trace.mplog

d. Pictures

11-21 rue Hubble
Parc de la Haute borne
59650 Villeneuve d'Ascq – France
+33 320 746 630
smartcards@microprossx.com

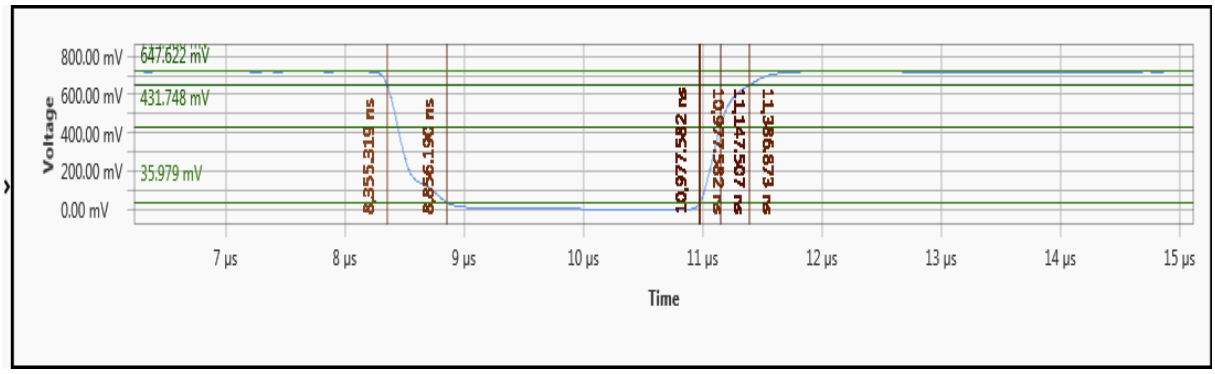

Analysis

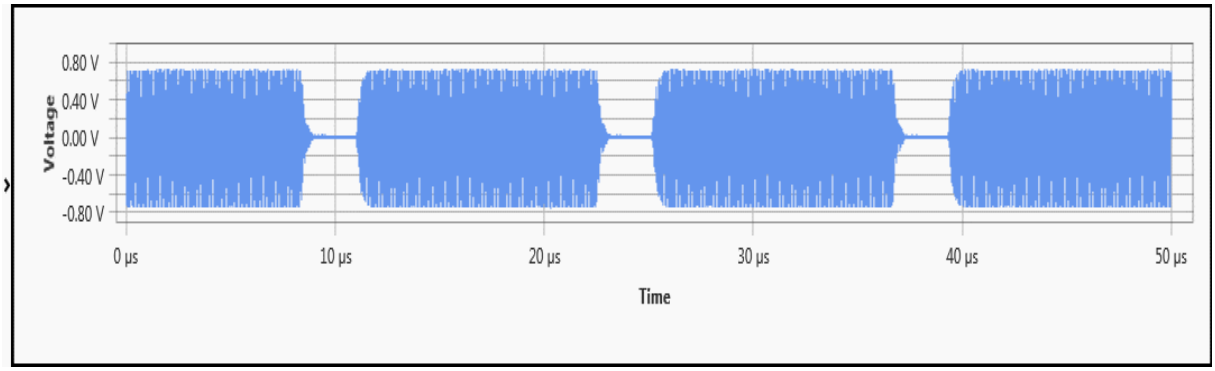

Trace

11-21 rue Hubble
Parc de la Haute borne
59650 Villeneuve d'Ascq – France
+33 320 746 630
smartcards@microprross.com

348. Test: TC_AN20_POL_NFCA_01.120 (330 Ω)

a. Test Case Information

Operator	*Default Operator*
Description	*This test verifies poller waveform characteristics.*
Testing Date	*2020-08-18T15:27*
Device Name	*TCL2*
Device Serial Number	*MP3.12.35.20*
Firmware version	*43.0*
Driver version	*1.29*
MPManager version	*3.6.4*
Test case status	*PASSED*

b. Test Log

TC_AN20_POL_NFCA_01.120 (330 Ω)

This test verifies poller waveform characteristics.

Parameters:

Device Configuration:

Poller: Device Under Test

NFC Forum Reference Device: Listener 6

Jumper Configuration:

Position J3 at position 3 (330 Ω)

Position: 120

Attempt 1

11-21 rue Hubble
Parc de la Haute borne
59650 Villeneuve d'Ascq – France
+33 320 746 630
smartcards@micropross.com

Modulation envelope (pk-pk) = 1,338.289 mV

Value of T1 (2.623 µs) is in specifications limits ([2.060 µs, 2.990 µs|+/-0.147|]).

Value of T2 (2.110 µs) is in specifications limits ([0.520 µs, 2.623 µs|+/-0.147|]).

Value of T3 (0.417 µs) is in specifications limits ([0.258 µs, 1.180 µs|+/-0.147|]).

Value of T4 (0.172 µs) is in specifications limits ([0.000 µs, 0.440 µs|+/-0.147|]).

Value of T5 (0.000 µs) is in specifications limits ([0.000 µs, 0.500 µs|+/-0.147|]).

Value of Vout,A (0.56) is in specifications limits ([0.00 , 11.25 |+/-0.50|]).

Waveform Respect Specification : OK

The waveform characteristics of the NFC-A modulation provided by the Polling Device under test, shall be compliant with the specification.

The waveform measurement of the Polling Device under test is compliant.

TC_AN20_POL_NFCA_01.120 (330 Ω) passed.

c. MPLog Traces

Trace 1: C:\Users\MICROPROSS\Desktop\Project\san\TS_MPM3_NFC Forum Analog_v3.2.1\NFC Forum Analog Test Suite\[Default Session] Traces\[_6][J3]TC_AN20_POL_NFCA_01.120 (330 Ω)[2020-08-18T152749]\Attempt 1\Trace.mplog

d. Pictures

11-21 rue Hubble
Parc de la Haute borne
59650 Villeneuve d'Ascq – France
+33 320 746 630
smartcards@microprossx.com

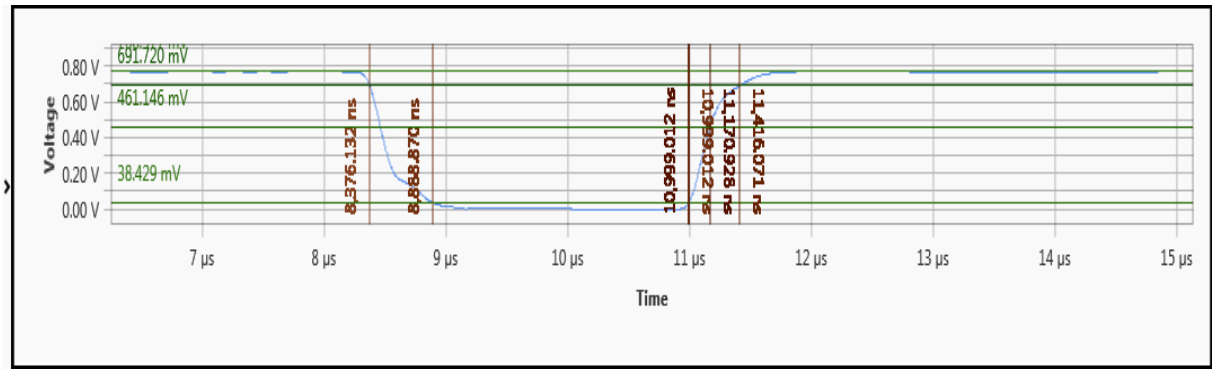

Analysis

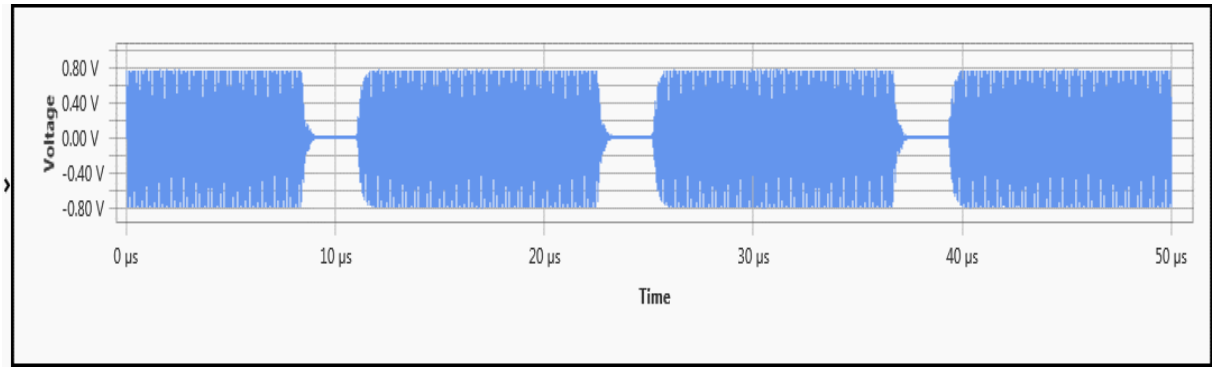

Trace

11-21 rue Hubble
Parc de la Haute borne
59650 Villeneuve d'Ascq – France
+33 320 746 630
smartcards@microprross.com

349. Test: TC_AN20_POL_NFCA_01.121 (330 Ω)

a. Test Case Information

Operator	*Default Operator*
Description	*This test verifies poller waveform characteristics.*
Testing Date	*2020-08-18T15:30*
Device Name	*TCL2*
Device Serial Number	*MP3.12.35.20*
Firmware version	*43.0*
Driver version	*1.29*
MPManager version	*3.6.4*
Test case status	*PASSED*

b. Test Log

TC_AN20_POL_NFCA_01.121 (330 Ω)

This test verifies poller waveform characteristics.

Parameters:

Device Configuration:

Poller: Device Under Test

NFC Forum Reference Device: Listener 6

Jumper Configuration:

Position J3 at position 3 (330 Ω)

Position: 121

Attempt 1

11-21 rue Hubble
Parc de la Haute borne
59650 Villeneuve d'Ascq – France
+33 320 746 630
smartcards@micropross.com

Modulation envelope (pk-pk) = 1,103.067 mV

Value of T1 (2.622 µs) is in specifications limits ([2.060 µs, 2.990 µs|+/-0.147|]).

Value of T2 (2.121 µs) is in specifications limits ([0.520 µs, 2.622 µs|+/-0.147|]).

Value of T3 (0.411 µs) is in specifications limits ([0.256 µs, 1.180 µs|+/-0.147|]).

Value of T4 (0.170 µs) is in specifications limits ([0.000 µs, 0.440 µs|+/-0.147|]).

Value of T5 (0.000 µs) is in specifications limits ([0.000 µs, 0.500 µs|+/-0.147|]).

Value of Vout,A (0.52) is in specifications limits ([0.00 , 12.06 |+/-0.50|]).

Waveform Respect Specification : OK

The waveform characteristics of the NFC-A modulation provided by the Polling Device under test, shall be compliant with the specification.

The waveform measurement of the Polling Device under test is compliant.

TC_AN20_POL_NFCA_01.121 (330 Ω) passed.

c. MPLog Traces

Trace 1: C:\Users\MICROPROSS\Desktop\Project\san\TS_MPM3_NFC Forum Analog_v3.2.1\NFC Forum Analog Test Suite\[Default Session] Traces\[_6][J3]TC_AN20_POL_NFCA_01.121 (330 Ω)[2020-08-18T153001]\Attempt 1\Trace.mplog

d. Pictures

11-21 rue Hubble
Parc de la Haute borne
59650 Villeneuve d'Ascq – France
+33 320 746 630
smartcards@microprossx.com

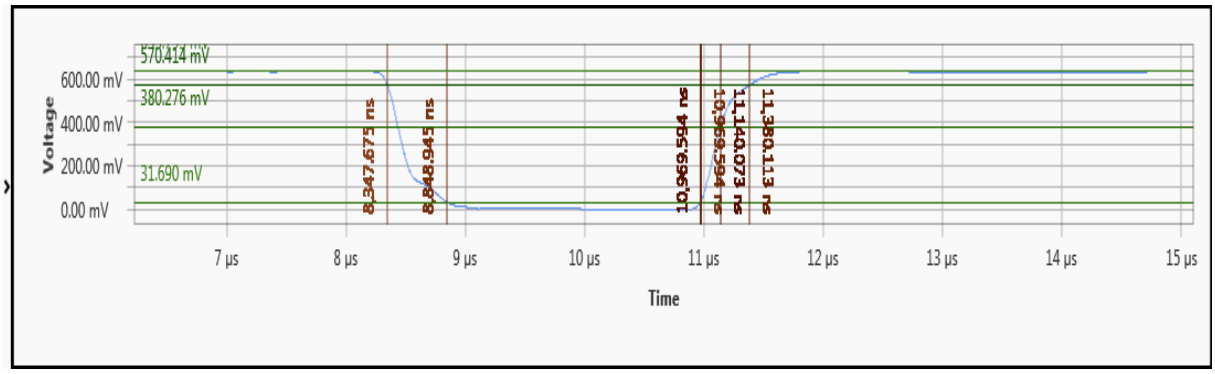

Analysis

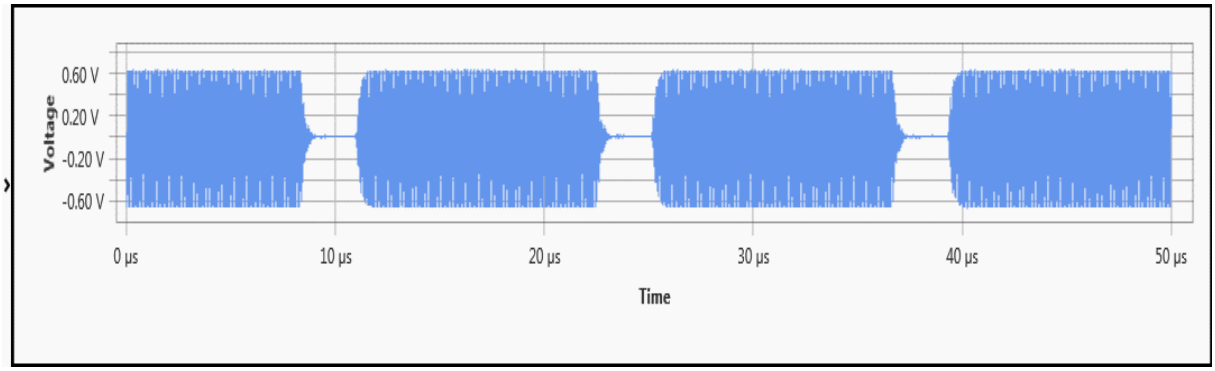

Trace

11-21 rue Hubble
Parc de la Haute borne
59650 Villeneuve d'Ascq – France
+33 320 746 630
smartcards@microprossx.com

350. Test: TC_AN20_POL_NFCA_01.122 (330 Ω)

a. Test Case Information

Operator	*Default Operator*
Description	*This test verifies poller waveform characteristics.*
Testing Date	*2020-08-18T15:32*
Device Name	*TCL2*
Device Serial Number	*MP3.12.35.20*
Firmware version	*43.0*
Driver version	*1.29*
MPManager version	*3.6.4*
Test case status	*PASSED*

b. Test Log

TC_AN20_POL_NFCA_01.122 (330 Ω)

This test verifies poller waveform characteristics.

Parameters:

Device Configuration:

Poller: Device Under Test

NFC Forum Reference Device: Listener 6

Jumper Configuration:

Position J3 at position 3 (330 Ω)

Position: 122

Attempt 1

11-21 rue Hubble
Parc de la Haute borne
59650 Villeneuve d'Ascq – France
+33 320 746 630
smartcards@micropross.com

Modulation envelope (pk-pk) = 1,427.900 mV

Value of T1 (2.623 µs) is in specifications limits ([2.060 µs, 2.990 µs|+/-0.147|]).

Value of T2 (2.105 µs) is in specifications limits ([0.520 µs, 2.623 µs|+/-0.147|]).

Value of T3 (0.419 µs) is in specifications limits ([0.260 µs, 1.180 µs|+/-0.147|]).

Value of T4 (0.173 µs) is in specifications limits ([0.000 µs, 0.440 µs|+/-0.147|]).

Value of T5 (0.000 µs) is in specifications limits ([0.000 µs, 0.500 µs|+/-0.147|]).

Value of Vout,A (0.56) is in specifications limits ([0.00 , 11.04 |+/-0.50|]).

Waveform Respect Specification : OK

The waveform characteristics of the NFC-A modulation provided by the Polling Device under test, shall be compliant with the specification.

The waveform measurement of the Polling Device under test is compliant.

TC_AN20_POL_NFCA_01.122 (330 Ω) passed.

c. MPLog Traces

Trace 1: C:\Users\MICROPROSS\Desktop\Project\san\TS_MPM3_NFC Forum Analog_v3.2.1\NFC Forum Analog Test Suite\[Default Session] Traces\[_6][J3]TC_AN20_POL_NFCA_01.122 (330 Ω)[2020-08-18T153206]\Attempt 1\Trace.mplog

d. Pictures

11-21 rue Hubble
Parc de la Haute borne
59650 Villeneuve d'Ascq – France
+33 320 746 630
smartcards@microprossx.com

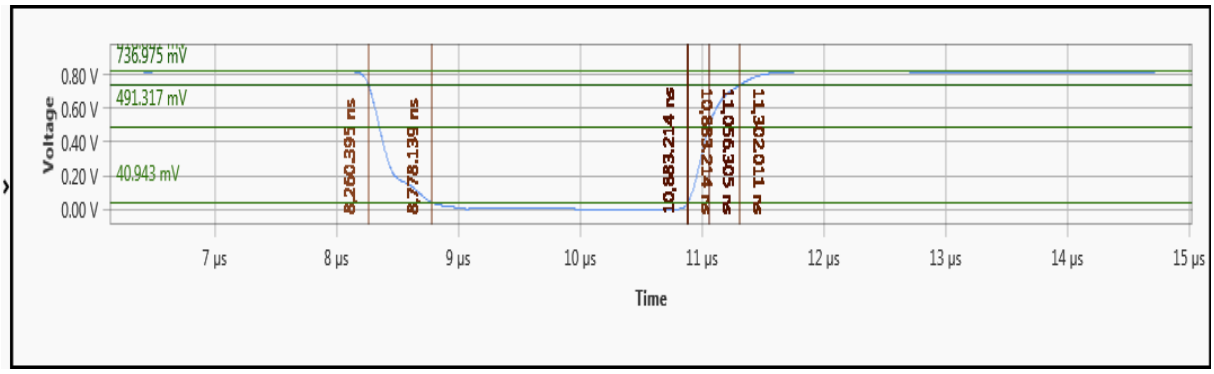

Analysis

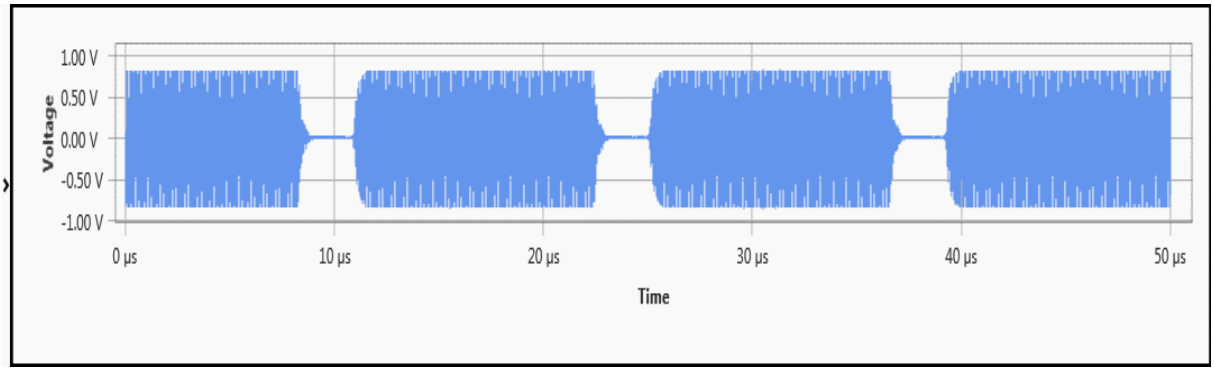

Trace

11-21 rue Hubble
Parc de la Haute borne
59650 Villeneuve d'Ascq – France
+33 320 746 630
smartcards@microprossx.com

351. Test: TC_AN20_POL_NFCA_01.123 (330 Ω)

a. Test Case Information

Operator	*Default Operator*
Description	*This test verifies poller waveform characteristics.*
Testing Date	*2020-08-18T15:34*
Device Name	*TCL2*
Device Serial Number	*MP3.12.35.20*
Firmware version	*43.0*
Driver version	*1.29*
MPManager version	*3.6.4*
Test case status	*PASSED*

b. Test Log

TC_AN20_POL_NFCA_01.123 (330 Ω)

This test verifies poller waveform characteristics.

Parameters:

Device Configuration:

Poller: Device Under Test

NFC Forum Reference Device: Listener 6

Jumper Configuration:

Position J3 at position 3 (330 Ω)

Position: 123

Attempt 1

11-21 rue Hubble
Parc de la Haute borne
59650 Villeneuve d'Ascq – France
+33 320 746 630
smartcards@micropross.com

Modulation envelope (pk-pk) = 1,100.834 mV

Value of T1 (2.622 µs) is in specifications limits ([2.060 µs, 2.990 µs|+/-0.147|]).

Value of T2 (2.118 µs) is in specifications limits ([0.520 µs, 2.622 µs|+/-0.147|]).

Value of T3 (0.411 µs) is in specifications limits ([0.256 µs, 1.180 µs|+/-0.147|]).

Value of T4 (0.171 µs) is in specifications limits ([0.000 µs, 0.440 µs|+/-0.147|]).

Value of T5 (0.000 µs) is in specifications limits ([0.000 µs, 0.500 µs|+/-0.147|]).

Value of Vout,A (0.54) is in specifications limits ([0.00 , 12.05 |+/-0.50|]).

Waveform Respect Specification : OK

The waveform characteristics of the NFC-A modulation provided by the Polling Device under test, shall be compliant with the specification.

The waveform measurement of the Polling Device under test is compliant.

TC_AN20_POL_NFCA_01.123 (330 Ω) passed.

c. MPLog Traces

Trace 1: C:\Users\MICROPROSS\Desktop\Project\san\TS_MPM3_NFC Forum Analog_v3.2.1\NFC Forum Analog Test Suite\[Default Session] Traces\[_6][J3]TC_AN20_POL_NFCA_01.123 (330 Ω)[2020-08-18T153435]\Attempt 1\Trace.mplog

d. Pictures

11-21 rue Hubble
Parc de la Haute borne
59650 Villeneuve d'Ascq – France
+33 320 746 630
smartcards@microprossx.com

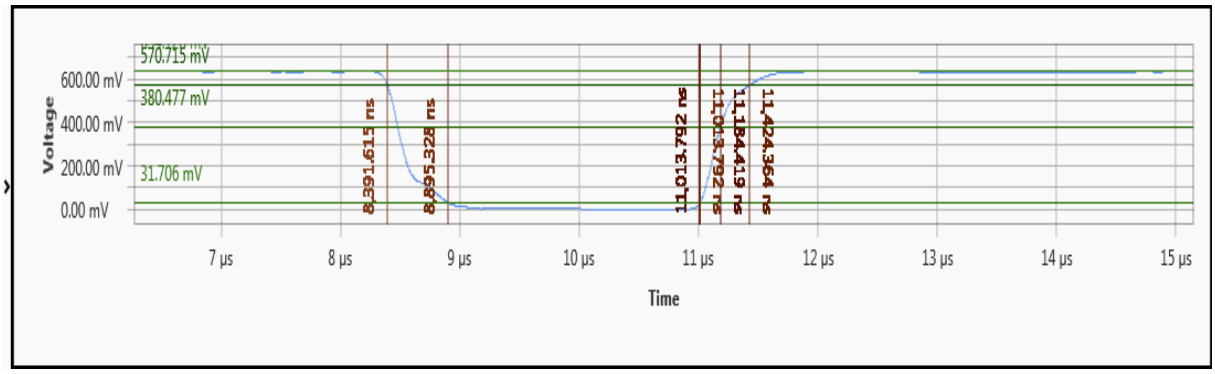

Analysis

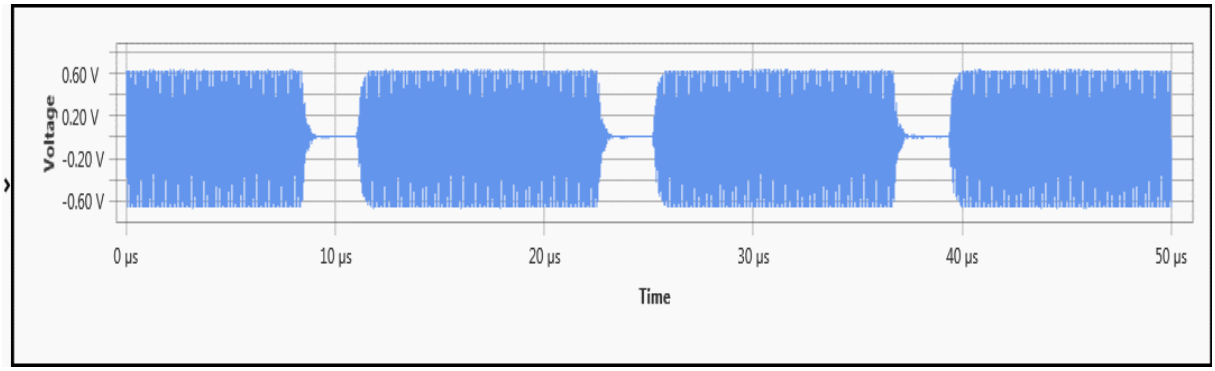

Trace

11-21 rue Hubble
Parc de la Haute borne
59650 Villeneuve d'Ascq – France
+33 320 746 630
smartcards@microprocess.com

352. Test: TC_AN20_POL_NFCB_01.000 (820 Ω)

a. Test Case Information

Operator	*Default Operator*
Description	*This test verifies poller waveform characteristics.*
Testing Date	*2020-09-18T14:37*
Device Name	*TCL2*
Device Serial Number	*MP3.12.35.20*
Firmware version	*43.0*
Driver version	*1.29*
MPManager version	*3.6.4*
Test case status	*PASSED*

b. Test Log

TC_AN20_POL_NFCB_01.000 (820 Ω)

This test verifies poller waveform characteristics.

Parameters:

Device Configuration:

Poller: Device Under Test

NFC Forum Reference Device: Listener 6

Jumper Configuration:

Position J3 at position 1 (820 Ω)

Position: 000

Attempt 1

11-21 rue Hubble
Parc de la Haute borne
59650 Villeneuve d'Ascq – France
+33 320 746 630
smartcards@microprocss.com

Modulation envelope (pk-pk) = 1,247.385 mV

Value of Tf (0.161 µs) is in specifications limits ([0.000 µs, 1.180 µs|+/-0.147|]).

Value of Tr (0.239 µs) is in specifications limits ([0.000 µs, 0.751 µs|+/-0.147|]).

Value of mod (10.43 %) is in specifications limits ([8.00 %, 15.00 %|+/-1.00|]).

Value of hf (0.20) is in specifications limits ([0.00 , 36.34 |+/-0.50|]).

Value of hr (7.65) is in specifications limits ([0.00 , 31.20 |+/-0.50|]).

Waveform Respect Specification : OK

The waveform characteristics of the NFC-B modulation provided by the Polling Device under test, shall be compliant with the specification.

The waveform measurement of the Polling Device under test is compliant.

TC_AN20_POL_NFCB_01.000 (820 Ω) passed.

c. MPLog Traces

Trace 1: C:\Users\MICROPROSS\Desktop\Project\san\TS_MPM3_NFC Forum Analog_v3.2.1\NFC Forum Analog Test Suite\[Default Session] Traces\[_6][J1]TC_AN20_POL_NFCB_01.000 (820 Ω)[2020-09-18T143749]\Attempt 1\Trace.mplog

d. Pictures